

Rec

RECEIVED
UTILITIES DIVISION
2020 APR 21 A 9:09

ANNUAL REPORT

Of

Company Name: **Big Park Water Company**
45 Castle Rock Rd., Ste. 4

Mailing Address: Sedona AZ
86351

Docket No.: W-01624A
For the Year Ended: 12/31/19

WATER UTILITY

To

Arizona Corporation Commission

Due on April 15th

Email: rdelafuente@azcc.gov, mail or deliver the completed Annual Report to:
Arizona Corporation Commission
Compliance Section - Utilities Division
1200 West Washington Street
Phoenix, Arizona 85007

Application Type: Original Filing
Application Date: 4/15/2020

ARIZONA CORPORATION COMMISSION
WATER UTILITY ANNUAL REPORT
Big Park Water Company
A Class Utility

For the Calendar Year Ended: 12/31/19

Primary Address: 45 CASTLE ROCK ROAD, SUITE 4
City: SEDONA State: Arizona Zip Code: 86351

Telephone Number: 928-284-2298

Date of Original Organization of Utility: 5/17/1960

Person to whom correspondence should be addressed concerning this report:

Name: DOTTIE TALKINGTON
Telephone No. : 928-284-2298
Address: 45 CASTLE ROCK ROAD, SUITE 4
City: SEDONA State: Arizona Zip Code: 86351
Email: info@bigparkwater.com

On-Site Manager

Name: NICHOLAS GUDOVIC
Telephone No. : 928-284-2298
Address: 45 CASTLE ROCK ROAD, SUITE 4
City: SEDONA State: Arizona Zip Code: 86351
Email: ngudovic@bigparkwater.com

Owner

Name: STEVE GUDOVIC
Telephone No. : 928-284-2298
Address: 45 CASTLE ROCK ROAD, SUITE 4
City: SEDONA State: Arizona Zip Code: 86351
Email: sgudovic@bigparkwater.com

Name: N/A
Telephone No. : N/A
Address: N/A
City: N/A State: N/A Zip Code: N/A
Email: N/A

Name: N/A
Telephone No. : N/A
Address: N/A
City: N/A State: N/A Zip Code: N/A
Email: N/A

Ownership: "C" Corporation

Counties Served: Yavapai

Important changes during the year
--

No	For those companies not subject to the affiliated interest rules, has there been a change in ownership or direct control during the year?
	If yes, please provide specific details in the box below.
	N/A

No	Has the company been notified by any other regulatory authorities during the year, that they are out of compliance?
	If yes, please provide specific details in the box below.
	N/A

Utility Plant in Service (Water)							
Account No.	Description	Beginning Year Original Cost	Current Year Additions	Current Year Retirements	Adjusted Original Cost	Accumulated Depreciation	OCLD (OC less AD)
301	Organization	\$25,271	\$0	\$0	\$25,271	\$0	\$25,271
302	Franchises	2,793	0	0	2,793	0	2,793
303	Land and Land Rights	138,272	0	0	138,272	0	138,272
304	Structures and Improvements	120,074	0	0	120,074	97,974	22,100
305	Collecting & Improving Reservoirs	0	0	0	0	0	0
306	Lake, River, Canal Intakes	0	0	0	0	0	0
307	Wells and Springs	416,507	0	0	416,507	341,068	75,439
308	Infiltration Galleries	0	0	0	0	0	0
309	Supply Mains	0	0	0	0	0	0
310	Power Generation Equipment	0	0	0	0	0	0
311	Pumping Equipment	633,884	5,601	0	639,485	350,083	289,402
320	Water Treatment Equipment	0	0	0	0	0	0
320.1	Water Treatment Plants	857,895	0	0	857,895	265,326	592,569
320.2	Solution Chemical Feeders	0	0	0	0	0	0
320.3	Point-of-Use Treatment Devices	0	0	0	0	0	0
330	Distribution Reservoirs and Standpipes	0	0	0	0	0	0
330.1	Storage Tanks	274,439	0	0	274,439	213,852	60,587
330.2	Pressure Tanks	0	0	0	0	0	0
331	Transmission and Distribution Mains	3,514,449	109,865	0	3,624,314	2,297,215	1,327,099
333	Services	729,532	22,548	0	752,080	477,992	274,088
334	Meters and Meter Installations	660,839	30,724	0	691,563	381,295	310,268
335	Hydrants	225,923	19,955	0	245,878	144,562	101,316
336	Backflow Prevention Devices	0	0	0	0	0	0
339	Other Plant and Misc. Equipment	172,468	2,404	0	174,872	60,592	114,280
340	Office Furniture and Equipment	142,513	4,420	0	146,933	78,557	68,376
340.1	Computer & Software	0	35,997	0	35,997	95	35,902
341	Transportation Equipment	190,195	0	56,682	133,514	81,330	52,183
342	Stores Equipment	0	0	0	0	0	0
343	Tools, Shop and Garage Equipment	51,185	2,242	0	53,428	29,734	23,694
344	Laboratory Equipment	0	0	0	0	0	0
345	Power Operated Equipment	48,466	0	0	48,466	42,375	6,091
346	Communication Equipment	18,822	5,121	0	23,943	5,691	18,252
347	Miscellaneous Equipment	0	0	0	0	0	0
348	Other Tangible Plant	0	0	0	0	0	0
	Totals	\$8,223,528	\$238,877	\$56,682	\$8,405,723	\$4,867,741	\$3,537,983

Big Park Water Company
Annual Report
Depreciation Expense for the Current Year (Water)
12/31/19

Depreciation Expense for the Current Year (Water)									
Account No.	Description	Beginning Year Original Cost	Current Year Additions	Current Year Retirements	Adjusted Original Cost	Fully Depreciated/Non-depreciable Plant	Depreciable Plant	Depreciation Percentages	Depreciation Expense
301	Organization	\$25,271	\$0	\$0	\$25,271	\$25,271	\$0	0.00%	\$0
302	Franchises	2,793	0	0	2,793	2,793	(0)	0.00%	0
303	Land and Land Rights	138,272	0	0	138,272	138,272	0	0.00%	0
304	Structures and Improvements	120,074	0	0	120,074	0	120,074	3.16% & 5%	3,876
305	Collecting & Improving Reservoirs	0	0	0	0	0	0	0.00%	0
306	Lake, River, Canal Intakes	0	0	0	0	0	0	0.00%	0
307	Wells and Springs	416,507	0	0	416,507	0	416,507	3.16% & 5%	13,162
308	Infiltration Galleries	0	0	0	0	0	0	0.00%	0
309	Supply Mains	0	0	0	0	0	0	0.00%	0
310	Power Generation Equipment	0	0	0	0	0	0	0.00%	0
311	Pumping Equipment	633,884	5,601	0	639,485	0	639,485	3.16% & 5%	20,119
320	Water Treatment Equipment	0	0	0	0	0	0	0.00%	0
320.1	Water Treatment Plants	857,895	0	0	857,895	0	857,895	3.16%	27,109
320.2	Solution Chemical Feeders	0	0	0	0	0	0	0.00%	0
320.3	Point-of-Use Treatment Devices	0	0	0	0	0	0	0.00%	0
330	Distribution Reservoirs and Standpipes	0	0	0	0	0	0	0.00%	0
330.1	Storage Tanks	274,439	0	0	274,439	0	274,439	3.16% & 5%	8,672
330.2	Pressure Tanks	0	0	0	0	0	0	0.00%	0
331	Transmission and Distribution Mains	3,514,449	109,865	0	3,624,314	0	3,624,314	3.16% & 5%	112,792
333	Services	729,532	22,548	0	752,080	0	752,080	3.16% & 5%	22,449
334	Meters and Meter Installations	660,839	30,724	0	691,563	0	691,563	3.16% & 5%	20,408
335	Hydrants	225,923	19,955	0	245,878	0	245,878	3.16% & 5%	7,454
336	Backflow Prevention Devices	0	0	0	0	0	0	0.00%	0
339	Other Plant and Misc. Equipment	172,468	2,404	0	174,872	0	174,872	3.16%	5,488
340	Office Furniture and Equipment	142,513	4,420	0	146,933	0	146,933	3.16%	4,573
340.1	Computer & Software	0	35,997	0	35,997	0	35,997	3.16%	569
341	Transportation Equipment	190,195	0	56,682	133,514	0	133,514	3.16%	5,115
342	Stores Equipment	0	0	0	0	0	0	0.00%	0
343	Tools, Shop and Garage Equipment	51,185	2,242	0	53,428	0	53,428	3.16%	1,653
344	Laboratory Equipment	0	0	0	0	0	0	0.00%	0
345	Power Operated Equipment	48,466	0	0	48,466	0	48,466	3.16%	1,532
346	Communication Equipment	18,822	5,121	0	23,943	0	23,943	3.16%	676
347	Miscellaneous Equipment	0	0	0	0	0	0	0.00%	0
348	Other Tangible Plant	0	0	0	0	0	0	0.00%	0
	Subtotal	\$8,223,528	\$238,877	\$56,682	\$8,405,723	\$166,336	\$8,239,387		\$255,645

Contribution(s) in Aid of Construction (Gross)	\$4,218,004
Less: Non Amortizable Contribution(s)	407,441
Fully Amortized Contribution(s)	0
Amortizable Contribution(s)	\$3,810,563
Times: Proposed Amortization Rate	3.87%
Amortization of CIAC	\$147,343

Less: Amortization of CIAC \$147,343
DEPRECIATION EXPENSE \$108,302

Big Park Water Company
Annual Report
Balance Sheet Assets
12/31/19

Balance Sheet Assets				
	Assets		Balance at Beginning of Year (2019)	Balance at End of Year (2019)
Account No.	Current and Accrued Assets			
131	Cash		\$20,910	\$109,419
134	Working Funds		0	0
135	Temporary Cash Investments		0	0
141	Customer Accounts Receivable		80,261	93,157
146	Notes Receivable from Associated Companies		31,471	(2,184)
151	Plant Material and Supplies		16,942	17,653
162	Prepayments		17,910	18,034
174	Miscellaneous Current and Accrued Assets		249,676	251,061
	Total Current and Accrued Assets		\$417,171	\$487,141
Account No.	Fixed Assets			
101	Utility Plant in Service*		\$8,223,528	\$8,405,723
103	Property Held for Future Use		0	0
105	Construction Work in Progress		8,950	40,666
108	Accumulated Depreciation (enter as negative)*		(4,612,095)	(4,867,741)
121	Non-Utility Property		50,920	56,871
122	Accumulated Depreciation - Non Utility		0	0
	Total Fixed Assets		\$3,671,303	\$3,635,520
	Total Assets		\$4,088,474	\$4,122,660

*Note these items feed automatically from AR3 UPIS Page 4

Big Park Water Company
Annual Report
Balance Sheet Liabilities and Owners Equity

Balance Sheet Liabilities and Owners Equity				
	Liabilities		Balance at Beginning of Year (2019)	Balance at End of Year (2019)
Account No.	Current Liabilities			
231	Accounts Payable		\$54,196	\$43,210
232	Notes Payable (Current Portion)		258,055	229,288
234	Notes Payable to Associated Companies		0	0
235	Customer Deposits		18,101	14,956
236	Accrued Taxes		25,368	54,547
237	Accrued Interest		0	0
242	Miscellaneous Current and Accrued Liabilities		11,247	11,246
	Total Current Liabilities		\$366,967	\$353,247
	Long Term Debt			
224	Long Term Debt (Notes and Bonds)		\$292,336	\$272,934
	Deferred Credits			
251	Unamortized Premium on Debt		\$0	\$0
252	Advances in Aid of Construction		132,301	155,346
255	Accumulated Deferred Investment Tax Credits		0	0
271	Contributions in Aid of Construction		4,008,452	4,218,004
272	Less: Amortization of Contributions		(673,764)	(821,107)
281	Accumulated Deferred Income Tax		474	474
	Total Deferred Credits		\$3,467,464	\$3,552,717
	Total Liabilities		\$4,126,767	\$4,178,899
	Capital Accounts			
201	Common Stock Issued		\$10,000	\$10,000
211	Other Paid-In Capital		143,962	143,962
215	Retained Earnings		(192,255)	(210,202)
218	Proprietary Capital (Sole Props and Partnerships)		0	0
	Total Capital		(\$38,293)	(\$56,240)
	Total Liabilities and Capital		\$4,088,474	\$4,122,659

Note: Total liabilities and Capital must match total assets for the beginning and end of the year!

Big Park Water Company
Annual Report
Water Comparative Income Statement
12/31/19

Water Comparative Income Statement			
Account No.	Calendar Year	Current Year 01/01/2019 - 12/31/2019	Last Year 01/01/2018 - 12/31/2018
	Operating Revenue		
461	Metered Water Revenue	\$1,399,254	\$1,380,436
460	Unmetered Water Revenue	0	0
462	Fire Protection Revenue	0	0
469	Guaranteed Revenues (Surcharges)	0	0
471	Miscellaneous Service Revenues	16,679	15,776
474	Other Water Revenue	0	0
	Total Revenues	\$1,415,933	\$1,396,212
	Operating Expenses		
601	Salaries and Wages	\$555,916	\$552,563
604	Employee Pensions and Benefits	23,580	25,670
610	Purchased Water	0	0
615	Purchased Power	116,461	130,533
618	Chemicals	0	0
620	Materials and Supplies	25,536	69,381
620.1	Repairs and Maintenance	51,498	130,926
620.2	Office Supplies and Expense	58,512	49,742
630	Contractual Services	0	0
631	Contractual Services - Engineering	0	0
632	Contractual Services - Accounting	8,266	6,896
633	Contractual Services - Legal	1,548	2,034
634	Contractual Services - Management Fees	0	0
635	Contractual Services - Water Testing	9,043	9,576
636	Contractual Services - Other	0	0
640	Rents	0	0
641	Rental of Building/Real Property	25,800	25,200
642	Rental of Equipment	0	0
650	Transportation Expenses	50,384	21,710
657	Insurance - General Liability	18,835	16,237
657.1	Insurance - Health and Life	68,163	57,785
665	Regulatory Commission Expense - Rate	80,318	0
670	Bad Debt Expense	(197)	889
675	Miscellaneous Expense	26,831	25,335
403	Depreciation Expense (From Schedule AR4)	108,302	219,467
408	Taxes Other Than Income	52,894	53,596
408.11	Property Taxes	50,400	49,776
409	Income Taxes	(2,508)	(13,815)
427.1	Customer Security Deposit Interest	668	0
	Total Operating Expenses	\$1,330,251	\$1,433,500
	Operating Income / (Loss)	\$85,682	(\$37,288)
	Other Income / (Expense)		
419	Interest and Dividend Income	\$47	\$1,128
421	Non-Utility Income	5,294	1
426	Miscellaneous Non-Utility (Expense)	(197)	(284)
427	Interest (Expense)	(30,028)	(25,693)
	Total Other Income / (Expense)	(\$24,883)	(\$24,848)
	Net Income / (Loss)	\$60,799	(\$62,135)

Full time equivalent employees

	Direct Company	Allocated	Outside service	Total
President	1.0	0.0	0.0	1.0
Vice-president	0.0	0.0	0.0	0.0
Manager	2.0	0.0	0.0	2.0
Engineering Staff	0.0	0.0	0.0	0.0
System Operator(s)	2.7	0.0	0.0	2.7
Meter reader	0.3	0.0	0.0	0.3
Customer Service	2.8	0.0	0.0	2.8
Accounting	1.0	0.0	0.0	1.0
Business Office	0.0	0.0	0.0	0.0
Rates Department	0.0	0.0	0.0	0.0
Administrative Staff	0.0	0.0	0.0	0.0
Other	0.0	0.0	0.0	0.0
Total	9.8	0.0	0.0	9.8

Big Park Water Company
 Annual Report
 Supplemental Financial Data (Long-Term Debt)
 12/31/19

Supplemental Financial Data (Long-Term Debt)				
	Loan #1	Loan #2	Loan #3	Loan #4
Date Issued	11/12/2010	NA	NA	NA
Source of Loan	WIFA	0	0	0
ACC Decision No.	71793	0	0	0
Reason for Loan	Arsenic Remediation	0	0	0
Dollar Amt. Issued	\$415,000	\$0	\$0	\$0
Amount Outstanding	\$272,934	\$0	\$0	\$0
Date of Maturity	11/1/2030	NA	NA	NA
Interest Rate	4.20%	0.00%	0.00%	0.00%
Current Year Interest	\$11,807	\$0	\$0	\$0
Current Year Principal	\$19,402	\$0	\$0	\$0

Meter Deposit Balance at Test Year End:	\$101,303
---	-----------

Meter Deposits Refunded During the Test Year:	\$8,901
---	---------

List all bonds, notes, loans, and other types of indebtedness in which the proceeds were used in the provision of public utility service. Indebtedness incurred for personal uses by the owner of the utility should not be listed. Input 0 or none if there is nothing to report for that cell.

Well and Water Usage

Name of the System: BIG PARK WATER CO											
ADEQ Public Water System Number: AZ0413012											
ADWR PCC Number: 91-000609.0000											
Well registry 55# (55-XXXXXX):	Pump Horsepower	Pump Yield (gpm)	Casing Depth (feet)	Casing Diameter (inches)	Pump Motor Type **	Year Drilled	Water level 2010	Water level 2019	Meter Size (inches)	How measured:	Active
55-603676	40	180	750	8	Submersible	1979	385	403	3	Metered	Yes
55-606686	30	225	500	8	Submersible	1968	368	382	3	Metered	Yes
55-606687	40	250	610	6	Submersible	1973	417	451	3	Metered	Yes
55-636197	40	175	581	6	Submersible	1971	460	504	3	Metered	Yes
55-512562	125	504	820	12	Turbine	1986	369	378	8	Metered	Yes
55-616669	15	40	625	8	Submersible	1963	447	NA	3	Metered	No
55-805060	5	36	610	8	Submersible	1955	NA	NA	2	Metered	No
NA	NA	NA	NA	NA	NA	NA	NA	NA	NA	NA	NA
NA	NA	NA	NA	NA	NA	NA	NA	NA	NA	NA	NA
NA	NA	NA	NA	NA	NA	NA	NA	NA	NA	NA	NA
NA	NA	NA	NA	NA	NA	NA	NA	NA	NA	NA	NA
NA	NA	NA	NA	NA	NA	NA	NA	NA	NA	NA	NA
NA	NA	NA	NA	NA	NA	NA	NA	NA	NA	NA	NA
NA	NA	NA	NA	NA	NA	NA	NA	NA	NA	NA	NA
NA	NA	NA	NA	NA	NA	NA	NA	NA	NA	NA	NA
NA	NA	NA	NA	NA	NA	NA	NA	NA	NA	NA	NA
NA	NA	NA	NA	NA	NA	NA	NA	NA	NA	NA	NA

Name of system water delivered to: LITTLE PARK WATER CO	
ADWR PCC Number:	91-000651.0000
Source of water delivered to another system	Ground Water
Name of system water received from: NA	
ADWR PCC Number:	#N/A
Source of water received	NA
Well registry 55# (55-XXXXXX):	NA

Month	Water withdrawn (gallons) ¹	Water sold (gallons) ²	Water delivered (sold) to other systems (gallons) ³	Water received (purchased) from other systems (gallons) ⁴	Estimated authorized use (gallons) ⁵	Purchased Power Expense ⁶	Purchased Power (kWh) ⁷
January	17,179,400.00	13,624,579.00	0.00	0.00	0.00	\$9,386	82,435
February	13,142,500.00	15,896,284.00	0.00	0.00	0.00	7,866	68,416
March	16,668,175.00	12,168,506.00	0.00	0.00	0.00	7,744	65,376
April	21,415,625.00	15,874,216.00	0.00	0.00	0.00	9,317	88,028
May	22,517,475.00	19,695,175.00	0.00	0.00	0.00	9,645	91,278
June	25,373,000.00	25,271,383.00	0.00	0.00	60,000.00	10,248	97,869
July	29,666,325.00	23,811,768.00	0.00	0.00	62,440.00	11,978	121,276
August	28,405,200.00	31,110,454.00	300.00	0.00	195,300.00	11,134	110,788
September	26,772,750.00	25,469,814.00	0.00	0.00	79,370.00	12,861	132,334
October	25,606,100.00	22,017,595.00	0.00	0.00	57,390.00	10,387	101,615
November	18,283,572.00	25,078,125.00	0.00	0.00	15,000.00	10,473	103,390
December	14,522,416.00	14,002,164.00	0.00	0.00	20,000.00	5,420	74,468
Totals	259,552,538.00	244,020,063.00	300.00	0.00	489,500.00	\$116,461	1,137,273

If applicable, in the space below please provide a description for all un-metered water use along with amounts:

- 1 Water withdrawn - Total gallons of water withdrawn from pumped sources.
- 2 Water sold - Total gallons from customer meters, and other sales such as construction water.
- 3 Water delivered (sold) to other systems - Total gallons of water delivered to other systems.
- 4 Water received (purchased) from other systems - Total gallons of water purchased/received from other systems.
- 5 Estimated authorized use - Total estimated gallons from authorized metered or unmetered use. Authorized uses such as flushing (mains, services and hydrants) draining/cleaning tanks, process, construction, fire fighting, etc. Non-authorized use (real losses) are service line breaks and leaks, water main breaks, meter inaccuracies and theft.
- 6 Enter the total purchased power costs for the power meters associated with this system.
- 7 Enter the total purchased kWh used by the power meters associated with this system.

Water Utility Plant Description

Name of the System:	BIG PARK WATER CO		
ADEQ Public Water System Number:			AZ0413012
ADWR PCC Number:			91-000609.0000

MAINS		
Sizes (inches)	Material	Length (feet)
2.00	PVC	9,264
3.00	NA	0
4.00	PVC	25,384
5.00	NA	0
6.00	PVC/DIP	162,950
8.00	PVC/DIP	54,027
10.00	NA	0
12.00	NA	0
NA	NA	0
NA	NA	0
NA	NA	0
NA	NA	0
NA	NA	0
NA	NA	0
NA	NA	0

CUSTOMER METERS			
Size (inches)	Quantity	Percent over 1,000,000 gallons	Percent over 10 years old
5/8 X 3/4	2,587	NA	NA
0.75	164	NA	NA
1	269	NA	NA
1.5	8	NA	NA
2	49	NA	NA
3	7	NA	NA
4	4	NA	NA
NA	NA	NA	NA
NA	NA	NA	NA
NA	NA	NA	NA
NA	NA	NA	NA
NA	NA	NA	NA
NA	NA	NA	NA
NA	NA	NA	NA
NA	NA	NA	NA
NA	NA	NA	NA
NA	NA	NA	NA
NA	NA	NA	NA
NA	NA	NA	NA
NA	NA	NA	NA

SERVICE LINES			
Material	Percent of system	Year installed	
Black poly	40%		NA
Copper	40%		NA
PVC	20%		NA
	NA		NA
	NA		NA

BOOSTER PUMPS			
Horsepower	GPM		Quantity
25		unk	5
15		unk	3
10		unk	1
7.5		unk	2
5		unk	3
0.75		unk	3

FIRE HYDRANTS	
Type	Quantity
Standard *	286
Other	0

STORAGE TANKS				
Capacity (gallons)	Material	Quantity	Year installed	
333,000	steel	1		NA
178,000	steel	1		NA
50,000	steel	2		NA
44,000	steel	1		NA
NA	NA	NA		NA
NA	NA	NA		NA

PRESSURE/BLADDER TANKS			
Capacity (gallons)	Material	Quantity	Year installed
10,000	Steel	1	NA
5,000	steel	2	NA
1,000	steel	2	NA
200	steel	1	NA
NA	NA	NA	NA
NA	NA	NA	NA

* A standard fire hydrant has two 2.5 inch hose connection nozzles with 7.5 threads per inch, and one 4.5 inch pumper connection nozzle with 4 threads per inch.

Water Utility Plant Description (Continued)

For the following three items, list the utility owned assets in each category for each system.

TREATMENT EQUIPMENT:	2 - 180 gpm Arsenic Treatment plant (absorption); 2 - 250 gpm Arsenic Treatment plant(absorption); 1-550 gpm Arsenic Treatment plant (absorption)
STRUCTURES:	4 - Block wall fences; 3 - chain link fences; 2 - pump houses; 1 - storage shed; 2 - booster pump vaults; 8 - pressure reducing vaults; 1 - 8' x 10' metal building; 2 - 10' x 25' metal buildings
OTHER:	250 Kw generator - 1; test pump tank & trailer - 1; pressure washer tank - 1; Dodge Ram - 1; Honda Pioneer - 1; John Deere backhoe - 1; Chevy Silverado - 2; Ford F-150 - 1; Chevy Equinox - 1; Load King Dump trailer - 1; misc. tools; VFD - 2; SCADA System

Provide a calculation used to determine the value of one water equivalent residential connection (ERC).

Use one of the following methods:

- (a) If actual flow data are available from the preceding 12 months, divide the total annual single family residence (SFR) gallons sold by the average number of single family residence customers for the same period and divide the result by 365
- (b) If no historical flow data are available, use:
 $ERC = (\text{Total SFR gallons sold (Omit 000)} / 365 \text{ days} / 350 \text{ gallons per day})$

ERC

NA

 Method used:

--

Customer and Other Information	
Name of the System:	BIG PARK WATER CO
ADEQ Public Water System Number:	AZ0413012
ADWR PCC Number:	91-000609.0000

Month	Number of Customers				
	Single-Family	Multi-Family	Commercial	Turf/Irrigation	Other Non-Residential
January	2,876	40	253	NA	NA
February	2,876	40	254	NA	NA
March	2,877	40	254	NA	NA
April	2,879	40	254	NA	NA
May	2,881	40	254	NA	NA
June	2,882	40	254	NA	NA
July	2,884	43	254	NA	NA
August	2,886	43	254	NA	NA
September	2,887	43	254	NA	NA
October	2,889	43	254	NA	NA
November	2,890	43	254	NA	NA
December	2,891	43	254	NA	NA

If the system has fire hydrants, what is the fire flow requirements? GPM for hrs.

Does the system have chlorination treatment?

Does the Company have an ADWR Gallons Per Capita Per Day (GCPCPD) requirement?

If yes, provide the GPCPD amount:

Is the Water Utility located in an ADWR Active Management Area (AMA)?

If yes, which AMA?

What is the present system connection capacity (in ERCs *) using existing lines?

What is the future system connection capacity (in ERCs *) upon service area buildout?

Describe any plans and estimated completion dates for any enlargements or improvements of this system.

NA

* an ERC is based on the calculation on the bottom of AR9 page 12.

Big Park Water Company
 Annual Report
 Utility Shutoffs / Disconnects
 12/31/19

Utility Shutoffs / Disconnects	
Name of the System:	BIG PARK WATER CO
ADEQ Public Water System Number:	AZ0413012
ADWR PCC Number:	91-000609.0000

Month	Termination without Notice R14-2-410.B	Termination with Notice R14-2-410.C	Other
January	0	3	0
February	0	5	0
March	0	7	0
April	0	5	0
May	0	0	0
June	0	2	0
July	0	4	0
August	0	2	0
September	0	4	0
October	0	2	0
November	0	6	0
December	0	4	0
Total	0	44	0

Other (description):

NA

Instructions: Fill out the Grey Cells with the relevant information. Input 0 or none if there is nothing recorded in that account or there is no applicable information to report.

Big Park Water Company
Annual Report
Property Taxes
12/31/19

Property Taxes	
Amount of actual property taxes paid during Calendar Year 2019 was	\$49,583

If no property taxes paid, explain why.

NA

Instructions: Fill out the Grey Cells with the relevant information. Input 0 or none if there is nothing recorded in that account or there is no applicable information to report.

Verification and Sworn Statement (Taxes)

Verification: State of ARIZONA I, the undersigned of the
(state name)

County of (county name): YAVAPAI
Name (owner or official) title: STEVE GUDOVIC
Company name: Big Park Water Company

DO SAY THAT THIS ANNUAL UTILITY PROPERTY TAX AND SALES TAX REPORT TO THE ARIZONA CORPORATION COMMISSION.

FOR THE YEAR ENDING: 12/31/19

HAS BEEN PREPARED UNDER MY DIRECTION, FROM THE ORIGINAL BOOKS, PAPERS AND RECORDS OF SAID UTILITY; THAT I HAVE CAREFULLY EXAMINED THE SAME, AND DECLARE THE SAME TO BE A COMPLETE AND CORRECT STATEMENT OF BUSINESS AND AFFAIRS OF SAID UTILITY FOR THE PERIOD COVERED BY THIS REPORT IN RESPECT TO EACH AND EVERY MATTER AND THING SET FORTH, TO THE BEST OF MY KNOWLEDGE, INFORMATION AND BELIEF.

Sworn Statement: I HEREBY ATTEST THAT ALL PROPERTY TAXES FOR SAID COMPANY ARE CURRENT AND PAID IN FULL.

I HEREBY ATTEST THAT ALL SALES TAXES FOR SAID COMPANY ARE CURRENT AND PAID IN FULL.

Steve Gudovic
Signature of owner/official

928-284-2298
telephone no.

SUBSCRIBED AND SWORN TO BEFORE ME A NOTARY PUBLIC
IN AND FOR THE COUNTY

THIS 15th DAY OF April 2020
(month) and (year)

MY COMMISSION EXPIRES 3/25/23
(date)

RECEIVED
UTILITIES DIVISION
2020 APR 21 A 9:10
ARIZONA CORPORATION
COMMISSION



Mary Lynn Gudovic
signature of notary public

Verification and Sworn Statement

Verification:

State of ARIZONA I, the undersigned of the
(state name)
County of (county name): YAVAPAI
Name (owner or official) title: STEVE GUDOVIC
Company name: Big Park Water Company

DO SAY THAT THIS ANNUAL UTILITY PROPERTY TAX AND SALES TAX REPORT TO THE ARIZONA CORPORATION COMMISSION.

FOR THE YEAR ENDING: 12/31/19

HAS BEEN PREPARED UNDER MY DIRECTION, FROM THE ORIGINAL BOOKS, PAPERS AND RECORDS OF SAID UTILITY; THAT I HAVE CAREFULLY EXAMINED THE SAME, AND DECLARE THE SAME TO BE A COMPLETE AND CORRECT STATEMENT OF BUSINESS AND AFFAIRS OF SAID UTILITY FOR THE PERIOD COVERED BY THIS REPORT IN RESPECT TO EACH AND EVERY MATTER AND THING SET FORTH, TO THE BEST OF MY KNOWLEDGE, INFORMATION AND BELIEF.

Sworn Statement: IN ACCORDANCE WITH THE REQUIREMENTS OF TITLE 40, ARTICLE 8, SECTION 40-401, ARIZONA REVISED STATUTES, IT IS HEREIN REPORTED THAT THE GROSS OPERATING REVENUE OF SAID UTILITY DERIVED FROM ARIZONA INTRASTATE UTILITY OPERATIONS DURING THE CALENDAR YEAR WAS:


RECEIVED
UTILITIES DIVISION
2020 APR 21 A 9:10
ARIZONA CORPORATION
COMMISSION

Arizona Intrastate Gross Operating Revenues Only (\$)
\$1,505,321
(The amount in the box above includes
\$90,250 in sales taxes
billed or collected)

Steve Gudovic
signature of owner/official
928-284-2298
telephone no.

SUBSCRIBED AND SWORN TO BEFORE ME A NOTARY PUBLIC
IN AND FOR THE COUNTY Maricopa
(county name)
THIS 15th DAY OF April 2020
(month) and (year)

MY COMMISSION EXPIRES 3/25/23
(date)



Mary Lynn Gudovic
(signature of notary public)

Verification and Sworn Statement (Residential Revenue)

Verification:

State of ARIZONA I, the undersigned of the
(state name)

County of (county name): YAVAPAI
Name (owner or official) title: STEVE GUDOVIC
Company name: Big Park Water Company

DO SAY THAT THIS ANNUAL UTILITY PROPERTY TAX AND SALES TAX REPORT TO THE ARIZONA CORPORATION COMMISSION.

FOR THE YEAR ENDING: 12/31/19

HAS BEEN PREPARED UNDER MY DIRECTION, FROM THE ORIGINAL BOOKS, PAPERS AND RECORDS OF SAID UTILITY; THAT I HAVE CAREFULLY EXAMINED THE SAME, AND DECLARE THE SAME TO BE A COMPLETE AND CORRECT STATEMENT OF BUSINESS AND AFFAIRS OF SAID UTILITY FOR THE PERIOD COVERED BY THIS REPORT IN RESPECT TO EACH AND EVERY MATTER AND THING SET FORTH, TO THE BEST OF MY KNOWLEDGE, INFORMATION AND BELIEF.

Sworn Statement: IN ACCORDANCE WITH THE REQUIREMENTS OF TITLE 40, ARTICLE 8, SECTION 40-401, ARIZONA REVISED STATUTES, IT IS HEREIN REPORTED THAT THE GROSS OPERATING REVENUE OF SAID UTILITY DERIVED FROM ARIZONA INTRASTATE UTILITY OPERATIONS RECEIVED FROM RESIDENTIAL CUSTOMERS DURING THE CALENDAR YEAR WAS:

Arizona Intrastate Gross Operating Revenues Only (\$)

\$1,292,605

(The amount in the box above includes

\$75,781 in sales taxes
billed or collected)

RECEIVED
UTILITIES DIVISION
2020 APR 21 A 9:10
ARIZONA CORPORATION
COMMISSION

signature of owner/official

928-284-2298

telephone no.

SUBSCRIBED AND SWORN TO BEFORE ME A NOTARY PUBLIC
IN AND FOR THE COUNTY Maricopa

(county name)

THIS

15th

DAY OF


April 2020

(month) and (year)

MY COMMISSION EXPIRES

3/25/23

(date)



Mary Lynn Gudovic
(signature of notary public)

Full Gross-up Method for Income Tax Statement of Certification

Verification:


State of ARIZONA I, the undersigned of the
(state name)

County of (county name): YAVAPAI
Name (owner or official) title: STEVE GUDOVIC
Company name: Big Park Water Company

FOR THE YEAR ENDING: 12/31/19

Sworn Statement:

IN ACCORDANCE WITH THE REQUIREMENTS OF DECISION NO. 77084, BECAUSE THE UTILITY REQUIRES THE GROSS UP OF ADVANCES AND CONTRIBUTIONS, I HEREBY STATE THAT THE UTILITY HAS INCURRED OR IS EXPECTED TO INCUR A NET INCREASE IN CURRENT INCOME TAX EXPENSE OR A DECREASE IN DEFERRED TAX ASSET FOR A CARRY FORWARD ACCORDING TO GAAP IN AN AMOUNT EQUAL TO OR GREATER THAN THE AMOUNT OF THE REQUIRED GROSS UP PAID BY DEVELOPERS IN THE PERIOD COVERED BY THIS ANNUAL REPORT.




Steve Gudovic
signature of owner/official
928-284-2298
telephone no.

SUBSCRIBED AND SWORN TO BEFORE ME A NOTARY PUBLIC
IN AND FOR THE COUNTY Maricopa
(county name)

THIS 15th DAY OF April 2020
(month) and (year)

MY COMMISSION EXPIRES 3/25/23
(date)



Mary Lynn Gudovic
(signature of notary public)



RECEIVED
UTILITIES DIVISION
2020 APR 21 A 9:09
ARIZONA CORPORATION
COMMISSION

April 15, 2020

Arizona Corporation Commission
Compliance Section – Utilities Division
1200 West Washington Street
Phoenix, AZ 85007

Subject: 2019 Annual Report

To Whom It May Concern,

Please find the enclosed 2019 annual report for Big Park Water Company.

With the additional data requested in the 2019 Annual Report and COVID-19, we were unable to identify data for all new sections. Some of the data we do not have readily available. If needed, with extra time, we could provide our meter age along with those over 1,000,000 gallons. Additionally, we might be able to locate year built of some of our storage tanks and hydropneumatics tanks.

Please advise if you would like us to revise our annual report to identify the data we might have available.

Thank you for your time.

Best,

A handwritten signature in black ink, appearing to read "Nick Gudovic", is written over a horizontal line.

Nick Gudovic
Operations Manager
Big Park Water Company

Enclosures:
2019 Annual Report Big Park Water Company