

ANNUAL REPORT

Of

Company Name: **Big Park Water Company**
45 Castle Rock Rd., Ste. 4

Mailing Address: Sedona AZ
86351

RECEIVED BY EMAIL
4/15/2022, 2:38 PM
ARIZONA CORPORATION COMMISSION
UTILITIES DIVISION

Docket No.: W-01624A
For the Year Ended: 12/31/21

WATER UTILITY

To

Arizona Corporation Commission

Due on April 15th

Email: Util-Compliance@azcc.gov, mail or deliver the completed Annual Report to:
Arizona Corporation Commission
Compliance Section - Utilities Division
1200 West Washington Street
Phoenix, Arizona 85007

Application Type: Original Filing
Application Date: 4/6/2022

ARIZONA CORPORATION COMMISSION
 WATER UTILITY ANNUAL REPORT
 Big Park Water Company
 A Class Utility

For the Calendar Year Ended: 12/31/21

Primary Address: 45 CASTLE ROCK ROAD, SUITE 4
 City: SEDONA State: Arizona Zip Code: 86351

Telephone Number: 928-284-2298

Date of Original Organization of Utility: 5/17/1965

Person to whom correspondence should be addressed concerning this report:

Name: DOTTIE TALKINGTON
 Telephone No. : 928-284-2298
 Address: 45 CASTLE ROCK ROAD, SUITE 4
 City: SEDONA State: Arizona Zip Code: 86351
 Email: info@bigparkwater.com

On-Site Manager
 Name: NICHOLAS GUDOVIC
 Telephone No. : 928-284-2298
 Address: 45 CASTLE ROCK ROAD, SUITE 4
 City: SEDONA State: Arizona Zip Code: 86351
 Email: ngudovic@bigparkwater.com

NA
 Name: N/A
 Telephone No. : N/A
 Address: N/A
 City: N/A State: Arizona Zip Code: N/A
 Email: N/A

NA
 Name: N/A
 Telephone No. : N/A
 Address: N/A
 City: N/A State: Arizona Zip Code: N/A
 Email: N/A

NA
 Name: N/A
 Telephone No. : N/A
 Address: N/A
 City: N/A State: Arizona Zip Code: N/A
 Email: N/A

Ownership: "C" Corporation

Counties Served: Yavapai

Important changes during the year
--

No	For those companies not subject to the affiliated interest rules, has there been a change in ownership or direct control during the year?
	If yes, please provide specific details in the box below.
	N/A

No	Has the company been notified by any other regulatory authorities during the year, that they are out of compliance?
	If yes, please provide specific details in the box below.
	N/A

Big Park Water Company
Annual Report
Utility Plant in Service (Water)
12/31/21

Utility Plant in Service (Water)							
Account No.	Description	Beginning Year Original Cost	Current Year Additions	Current Year Retirements	Adjusted Original Cost	Accumulated Depreciation	OCLD (OC less AD)
301	Organization	\$27,882	\$41,282	\$0	\$69,164	\$0	\$69,164
302	Franchises	182	0	0	182	0	182
303	Land and Land Rights	138,272	0	0	138,272	0	138,272
304	Structures and Improvements	119,474	0	0	119,474	100,048	19,426
305	Collecting & Improving Reservoirs	0	0	0	0	0	0
306	Lake, River, Canal Intakes	0	0	0	0	0	0
307	Wells and Springs	416,507	0	14	416,493	346,959	69,534
308	Infiltration Galleries	0	0	0	0	0	0
309	Supply Mains	0	0	0	0	0	0
310	Power Generation Equipment	0	0	0	0	0	0
311	Pumping Equipment	541,302	0	0	541,302	413,092	128,211
320	Water Treatment Equipment	860,314	9,765	0	870,079	293,993	576,086
320.1	Water Treatment Plants	135,872	65,869	55,020	146,721	0	146,721
320.2	Solution Chemical Feeders	0	0	0	0	0	0
320.3	Point-of-Use Treatment Devices	0	0	0	0	0	0
320.4	Arsenic Treatment Media	0	0	0	0	0	0
330	Distribution Reservoirs and Standpipes	266,139	215	0	266,354	216,703	49,651
330.1	Storage Tanks	0	0	0	0	0	0
330.2	Pressure Tanks	0	0	0	0	0	0
331	Transmission and Distribution Mains	3,682,553	2,104	0	3,684,657	2,360,208	1,324,449
333	Services	782,762	10,545	737	792,570	500,226	292,344
334	Meters and Meter Installations	714,564	41,223	41,123	714,663	425,053	289,610
335	Hydrants	250,183	0	0	250,183	149,058	101,125
336	Backflow Prevention Devices	0	0	0	0	0	0
339	Other Plant and Misc. Equipment	174,032	0	0	174,032	72,200	101,832
340	Office Furniture and Equipment	131,429	1,484	0	132,913	82,561	50,352
340.1	Computer & Software	36,561	1,459	0	38,020	7,553	30,467
341	Transportation Equipment	176,111	0	0	176,111	115,552	60,559
342	Stores Equipment	0	0	0	0	0	0
343	Tools, Shop and Garage Equipment	53,625	6,453	300	59,778	32,460	27,318
344	Laboratory Equipment	0	0	0	0	0	0
345	Power Operated Equipment	48,465	83,318	0	131,784	44,798	86,985
346	Communication Equipment	19,307	1,956	0	21,262	7,646	13,616
347	Miscellaneous Equipment	0	0	0	0	0	0
348	Other Tangible Plant	1,373	635	0	2,008	0	2,008
	Totals	\$8,576,909	\$266,308	\$97,194	\$8,746,023	\$5,168,110	\$3,577,913

Big Park Water Company
Annual Report
Depreciation Expense for the Current Year (Water)
12/31/21

Depreciation Expense for the Current Year (Water)									
Account No.	Description	Beginning Year Original Cost	Current Year Additions	Current Year Retirements	Adjusted Original Cost	Fully Depreciated/Non-depreciable Plant	Depreciable Plant	Depreciation Percentages	Depreciation Expense
301	Organization	\$27,882	\$41,282	\$0	\$69,164	\$27,882	\$41,282	0.00%	\$0
302	Franchises	182	0	0	182	182	0	0.00%	0
303	Land and Land Rights	138,272	0	0	138,272	138,272	0	0.00%	0
304	Structures and Improvements	119,474	0	0	119,474	57,193	62,281	3.33%	2,074
305	Collecting & Improving Reservoirs	0	0	0	0	0	0	0.00%	0
306	Lake, River, Canal Intakes	0	0	0	0	0	0	0.00%	0
307	Wells and Springs	416,507	0	14	416,493	239,606	176,887	3.33%	5,891
308	Infiltration Galleries	0	0	0	0	0	0	0.00%	0
309	Supply Mains	0	0	0	0	0	0	0.00%	0
310	Power Generation Equipment	0	0	0	0	0	0	0.00%	0
311	Pumping Equipment	541,302	0	0	541,302	38,360	502,943	12.50%	63,009
320	Water Treatment Equipment	860,314	9,765	0	870,079	0	870,079	0.00%	28,667
320.1	Water Treatment Plants	135,872	65,869	55,020	146,721	135,872	10,849	3.33%	91,034
320.2	Solution Chemical Feeders	0	0	0	0	0	0	0.00%	0
320.3	Point-of-Use Treatment Devices	0	0	0	0	0	0	0.00%	0
320.4	Arsenic Treatment Media	0	0	0	0	0	0	67.00%	0
330	Distribution Reservoirs and Standpipes	266,139	215	0	266,354	137,810	128,545	2.22%	2,851
330.1	Storage Tanks	0	0	0	0	0	0	0.00%	0
330.2	Pressure Tanks	0	0	0	0	0	0	0.00%	0
331	Transmission and Distribution Mains	3,682,553	2,104	0	3,684,657	533,978	3,150,679	2.00%	62,950
333	Services	782,762	10,545	737	792,570	112,393	680,177	3.33%	22,334
334	Meters and Meter Installations	714,564	41,223	41,123	714,663	191,260	523,403	8.33%	43,758
335	Hydrants	250,183	0	0	250,183	25,371	224,812	2.00%	4,496
336	Backflow Prevention Devices	0	0	0	0	0	0	0.00%	0
339	Other Plant and Misc. Equipment	174,032	0	0	174,032	0	174,032	6.67%	11,608
340	Office Furniture and Equipment	131,429	1,484	0	132,913	0	132,913	6.67%	4,204
340.1	Computer & Software	36,561	1,459	0	38,020	0	38,020	20.00%	7,374
341	Transportation Equipment	176,111	0	0	176,111	0	176,111	20.00%	35,222
342	Stores Equipment	0	0	0	0	0	0	0.00%	0
343	Tools, Shop and Garage Equipment	53,625	6,453	300	59,778	0	59,778	5.00%	2,725
344	Laboratory Equipment	0	0	0	0	0	0	0.00%	0
345	Power Operated Equipment	48,465	83,318	0	131,784	0	131,784	5.00%	2,423
346	Communication Equipment	19,307	1,956	0	21,262	0	21,262	10.00%	1,955
347	Miscellaneous Equipment	0	0	0	0	0	0	0.00%	0
348	Other Tangible Plant	1,373	635	0	2,008	1,373	635	0.00%	0
	Subtotal	\$8,576,909	\$266,308	\$97,194	\$8,746,023	\$1,639,552	\$7,106,471		\$392,575

Contribution(s)-in Aid of Construction (Gross)	\$4,126,440
Less: Non Amortizable Contribution(s)	409,877
Fully Amortized Contribution(s)	0
Amortizable Contribution(s)	\$3,716,563
Times: Proposed Amortization Rate	5.52%
Amortization of CIAC	\$166,033

Less: Amortization of CIAC \$166,033

DEPRECIATION EXPENSE **\$226,542**

Big Park Water Company
Annual Report
Balance Sheet Assets
12/31/21

Balance Sheet Assets				
	Assets		Balance at Beginning of Year (2021)	Balance at End of Year (2021)
Account No.	Current and Accrued Assets			
131	Cash		\$126,971	\$100,271
134	Working Funds		0	0
135	Temporary Cash Investments		0	0
141	Customer Accounts Receivable		99,515	100,016
146	Notes Receivable from Associated Companies		(4,653)	37,987
151	Plant Material and Supplies		17,708	14,219
162	Prepayments		4,456	4,893
174	Miscellaneous Current and Accrued Assets		272,619	248,619
	Total Current and Accrued Assets		\$516,616	\$506,005
Account No.	Fixed Assets			
101	Utility Plant in Service*		\$8,576,909	\$8,746,023
103	Property Held for Future Use		0	0
105	Construction Work in Progress		13,800	204,193
108	Accumulated Depreciation (enter as negative)*		(4,871,588)	(5,168,110)
121	Non-Utility Property		34,366	34,366
122	Accumulated Depreciation - Non Utility		0	0
186.03	Regulatory Asset		163,536	126,509
	Total Fixed Assets		\$3,917,024	\$3,942,982
	Total Assets		\$4,433,640	\$4,448,987

*Note these items feed automatically from AR3 UPIS Page 4

Big Park Water Company
Annual Report
Balance Sheet Liabilities and Owners Equity

Balance Sheet Liabilities and Owners Equity				
	Liabilities		Balance at Beginning of Year (2021)	Balance at End of Year (2021)
Account No.	Current Liabilities			
231	Accounts Payable		\$90,828	\$60,515
232	Notes Payable (Current Portion)		228,966	197,823
234	Notes Payable to Associated Companies		0	0
235	Customer Deposits		8,314	6,405
236	Accrued Taxes		64,001	37,479
237	Accrued Interest		0	0
242	Miscellaneous Current and Accrued Liabilities		11,246	11,246
	Total Current Liabilities		\$403,355	\$313,469
	Long Term Debt			
224	Long Term Debt (Notes and Bonds)		\$252,859	\$231,866
	Deferred Credits			
251	Unamortized Premium on Debt		\$0	\$0
252	Advances in Aid of Construction		358,200	344,207
255	Accumulated Deferred Investment Tax Credits		0	0
271	Contributions in Aid of Construction		4,081,524	4,126,440
272	Less: Amortization of Contributions		(1,680,854)	(1,846,874)
281	Accumulated Deferred Income Tax		168,984	168,984
	Total Deferred Credits		\$2,927,854	\$2,792,756
	Total Liabilities		\$3,584,067	\$3,338,092
	Capital Accounts			
201	Common Stock Issued		\$10,000	\$10,000
211	Other Paid-In Capital		143,962	143,962
215	Retained Earnings		695,611	956,933
218	Proprietary Capital (Sole Props and Partnerships)		0	0
	Total Capital		\$849,573	\$1,110,895
	Total Liabilities and Capital		\$4,433,640	\$4,448,987

Note: Total liabilities and Capital must match total assets for the beginning and end of the year!

Big Park Water Company
Annual Report
Water Comparative Income Statement
12/31/21

Water Comparative Income Statement			
Account No.	Calendar Year	Current Year 01/01/2021 - 12/31/2021	Last Year 01/01/2020 - 12/31/2020
	Operating Revenue		
461	Metered Water Revenue	\$1,734,587	\$1,577,532
460	Unmetered Water Revenue	0	0
462	Fire Protection Revenue	0	0
469	Guaranteed Revenues (Surcharges)	0	0
471	Miscellaneous Service Revenues	0	18,771
474	Other Water Revenue	46,945	0
	Total Revenues	\$1,781,532	\$1,596,303
	Operating Expenses		
601	Salaries and Wages	\$526,154	\$545,189
604	Employee Pensions and Benefits	22,122	25,891
610	Purchased Water	0	0
615	Purchased Power	124,377	120,123
618	Chemicals	0	0
620	Materials and Supplies	0	0
620.1	Repairs and Maintenance	57,779	81,123
620.2	Office Supplies and Expense	71,541	69,197
630	Contractual Services	0	0
631	Contractual Services - Engineering	0	0
632	Contractual Services - Accounting	10,054	8,294
633	Contractual Services - Legal	1,803	196
634	Contractual Services - Management Fees	0	0
635	Contractual Services - Water Testing	5,343	5,566
636	Contractual Services - Other	2,040	0
640	Rents	0	0
641	Rental of Building/Real Property	21,476	23,285
642	Rental of Equipment	0	0
650	Transportation Expenses	35,745	18,782
657	Insurance - General Liability	15,143	19,627
657.1	Insurance - Health and Life	58,659	51,160
665	Regulatory Commission Expense - Rate	8,966	34,097
670	Bad Debt Expense	848	1,233
675	Miscellaneous Expense	31,468	27,119
403	Depreciation Expense (From Schedule AR4)	226,542	175,928
407.04	Amortization of Regulatory Asset	37,027	21,599
408	Taxes Other Than Income	51,535	51,245
408.11	Property Taxes	54,745	48,165
409	Income Taxes	53,280	96,457
427.1	Customer Security Deposit Interest	38	163
	Total Operating Expenses	\$1,416,683	\$1,424,439
	Operating Income / (Loss)	\$364,848	\$171,864
	Other Income / (Expense)		
419	Interest and Dividend Income	\$18,017	\$481
421	Non-Utility Income	10,299	1,262
426	Miscellaneous Non-Utility (Expense)	(500)	(297)
427	Interest (Expense)	(22,343)	(24,687)
	Total Other Income / (Expense)	\$5,473	(\$23,241)
	Net Income / (Loss)	\$370,322	\$148,623

Big Park Water Company
Annual Report
Full time equivalent employees
12/31/21

Full time equivalent employees

	Direct Company	Allocated	Outside service	Total
President	1.0	0.0	0.0	1.0
Vice-president	0.0	0.0	0.0	0.0
Manager	1.0	0.0	0.0	1.0
Engineering Staff	0.0	0.0	0.0	0.0
System Operator(s)	2.0	0.0	0.0	2.0
Meter reader	1.0	0.0	0.0	1.0
Customer Service	1.5	0.0	0.0	1.5
Accounting	1.0	0.0	0.0	1.0
Business Office	0.0	0.0	0.0	0.0
Rates Department	0.0	0.0	0.0	0.0
Administrative Staff	1.0	0.0	0.0	1.0
Other	0.0	0.0	0.0	0.0
Total	8.5	0.0	0.0	8.5

Big Park Water Company
 Annual Report
 Supplemental Financial Data (Long-Term Debt)
 12/31/21

Supplemental Financial Data (Long-Term Debt)				
	Loan #1	Loan #2	Loan #3	Loan #4
Date Issued	11/12/2010	NA	NA	NA
Source of Loan	WIFA	0	0	0
ACC Decision No.	71793	0	0	0
Reason for Loan	Arsenic Remediation	0	0	0
Dollar Amt. Issued	\$415,000	\$0	\$0	\$0
Amount Outstanding	\$292,336	\$0	\$0	\$0
Date of Maturity	11/1/2030	NA	NA	NA
Interest Rate	4.20%	0.00%	0.00%	0.00%
Current Year Interest	\$10,215	\$0	\$0	\$0
Current Year Principal	\$20,994	\$0	\$0	\$0

Meter Deposit Balance at Test Year End:	\$94,064
---	----------

Meter Deposits Refunded During the Test Year:	\$13,619
---	----------

List all bonds, notes, loans, and other types of indebtedness in which the proceeds were used in the provision of public utility service. Indebtedness incurred for personal uses by the owner of the utility should not be listed. Input 0 or none if there is nothing to report for that cell.

Well and Water Usage												
Name of the System:		BIG PARK WATER CO										
ADEQ Public Water System Number:		AZ0413012										
ADWR PCC Number:		91-000609.0000										
Well registry 55# (55-XXXXXX):	Pump Horsepower	Pump Yield (gpm)	Casing Depth (feet)	Casing Diameter (inches)	Pump Motor Type **	Year Drilled	Water level 2011	Water level 2021	Meter Size (inches)	How measured:	Active	
55-603676	40	180	750	8	Submersible	1979	417	447	3	Metered	Yes	
55-606685	30	225	500	8	Submersible	1968	375	388	3	Metered	Yes	
55-606687	40	250	610	6	Submersible	1973	419	463	3	Metered	Yes	
55-636197	40	175	581	6	Submersible	1971	463	510	3	Metered	Yes	
55-512562	125	504	820	12	Turbine	1986	369	380	8	Metered	Yes	
55-616669	15	40	625	8	Submersible	1963	OOS	OOS	3	Metered	No	
55-805060	5	36	610	8	Submersible	1955	OOS	OOS	2	Metered	No	
NA	NA	NA	NA	NA	NA	NA	NA	NA	NA	NA	NA	NA
NA	NA	NA	NA	NA	NA	NA	NA	NA	NA	NA	NA	NA
NA	NA	NA	NA	NA	NA	NA	NA	NA	NA	NA	NA	NA
NA	NA	NA	NA	NA	NA	NA	NA	NA	NA	NA	NA	NA
NA	NA	NA	NA	NA	NA	NA	NA	NA	NA	NA	NA	NA
NA	NA	NA	NA	NA	NA	NA	NA	NA	NA	NA	NA	NA
NA	NA	NA	NA	NA	NA	NA	NA	NA	NA	NA	NA	NA
NA	NA	NA	NA	NA	NA	NA	NA	NA	NA	NA	NA	NA
NA	NA	NA	NA	NA	NA	NA	NA	NA	NA	NA	NA	NA
NA	NA	NA	NA	NA	NA	NA	NA	NA	NA	NA	NA	NA
NA	NA	NA	NA	NA	NA	NA	NA	NA	NA	NA	NA	NA

Name of system water delivered to:	LITTLE PARK WATER CO
ADWR PCC Number:	91-000651.0000
Source of water delivered to another system	Ground Water
Name of system water received from:	NA
ADWR PCC Number:	#N/A
Source of water received	NA
Well registry 55# (55-XXXXXX):	NA

Month	Water withdrawn (gallons) ¹	Water sold (gallons) ²	Water delivered (sold) to other systems (gallons) ³	Water received (purchased) from other systems (gallons) ⁴	Estimated authorized use (gallons) ⁵	Purchased Power Expense ⁶	Purchased Power (kWh) ⁷
January	18,388,160.00	19,636,488.00	1,800.00	0.00	195,500.00	\$8,546	85,370
February	17,474,972.00	13,389,568.00	700.00	0.00	71,000.00	7,926	76,664
March	19,514,900.00	15,238,826.00	600.00	0.00	76,000.00	7,882	78,117
April	24,537,200.00	23,179,742.00	900.00	0.00	30,000.00	8,924	89,263
May	30,028,464.00	22,756,301.00	500.00	0.00	6,000.00	10,207	105,101
June	31,953,312.00	27,236,514.00	700.00	0.00	108,000.00	11,955	129,350
July	28,175,184.00	34,744,684.00	700.00	0.00	128,000.00	12,269	132,684
August	26,970,356.00	21,758,976.00	500.00	0.00	0.00	10,451	107,454
September	26,620,568.00	22,984,059.00	400.00	0.00	65,000.00	10,858	113,001
October	23,387,028.00	26,800,853.00	1,800.00	0.00	45,000.00	9,159	100,828
November	20,884,336.00	18,636,294.00	1,800.00	0.00	46,000.00	9,541	94,480
December	18,063,352.00	16,964,811.00	2,100.00	0.00	12,000.00	8,478	80,349
Totals	285,997,832.00	263,327,116.00	12,500.00	0.00	782,500.00	\$116,197	1,192,661

If applicable, in the space below please provide a description for all un-metered water use along with amounts:
 NA

1 Water withdrawn - Total gallons of water withdrawn from pumped sources.
 2 Water sold - Total gallons from customer meters, and other sales such as construction water.
 3 Water delivered (sold) to other systems - Total gallons of water delivered to other systems.
 4 Water received (purchased) from other systems - Total gallons of water purchased/received from other systems.
 5 Estimated authorized use - Total estimated gallons from authorized metered-or un-metered use. Authorized uses such as flushing (mains, services and hydrants) draining/cleaning tanks, process, construction, fire fighting, etc. Non-authorized use (real losses) are service line breaks and leaks, water main breaks, meter inaccuracies and theft.
 6 Enter the total purchased power costs for the power meters associated with this system.
 7 Enter the total purchased kWh used by the power meters associated with this system.

Water Utility Plant Description

Name of the System:		BIG PARK WATER CO
ADEQ Public Water System Number:	AZ0413012	
ADWR PCC Number:	91-000609.0000	

MAINS		
Sizes (inches)	Material	Length (feet)
2.00	PVC	9,264
3.00	NA	0
4.00	PVC	25,384
5.00	NA	0
6.00	PVC/DIP	163,197
8.00	PVC/DIP	53,516
10.00	NA	0
12.00	NA	0
NA	NA	0
NA	NA	0
NA	NA	0
NA	NA	0
NA	NA	0
NA	NA	0
NA	NA	0

CUSTOMER METERS			
Size (inches)	Quantity	Percent over 1,00,000 gallons	Percent over 10 years old
5/8 X 3/4	2,588	54%	87%
0.75	178	21%	89%
1	295	39%	75%
1.5	9	100%	70%
2	48	94%	70%
3	8	100%	85%
4	5	75%	50%
NA	NA	NA	NA
NA	NA	NA	NA
NA	NA	NA	NA
NA	NA	NA	NA
NA	NA	NA	NA
NA	NA	NA	NA
NA	NA	NA	NA
NA	NA	NA	NA
NA	NA	NA	NA
NA	NA	NA	NA
NA	NA	NA	NA

SERVICE LINES			
Material	Percent of system	Year installed	
Black poly	40%	NA	
Copper	40%	NA	
PVC	20%	NA	
NA	NA	NA	NA
NA	NA	NA	NA

BOOSTER PUMPS			
Horsepower	GPM	Quantity	
25	unk	5	
15	unk	3	
10	unk	1	
7.5	unk	2	
5	unk	3	
0.75	unk	3	

FIRE HYDRANTS	
Type	Quantity
Standard *	292
Other	0

STORAGE TANKS			
Capacity (gallons)	Material	Quantity	Year installed
333,000	steel	1	NA
178,000	steel	1	NA
50,000	steel	2	NA
44,000	steel	1	NA
NA	NA	NA	NA
NA	NA	NA	NA

PRESSURE/BLADDER TANKS			
Capacity (gallons)	Material	Quantity	Year installed
10,000	Steel	1	NA
5,000	steel	2	NA
1,000	steel	2	NA
200	steel	1	NA
NA	NA	NA	NA
NA	NA	NA	NA

* A standard fire hydrant has two 2.5 inch hose connection nozzles with 7.5 threads per inch, and one 4.5 inch pumper connection nozzle with 4 threads per inch.

Water Utility Plant Description (Continued)
--

For the following three items, list the utility owned assets in each category for each system.

TREATMENT EQUIPMENT:	2 - 180 gpm Arsenic Treatment plant (absorption); 2 - 250 gpm Arsenic Treatment plant(absorption); 1-550 gpm Arsenic Treatment plant (absorption)
STRUCTURES:	4 - Block wall fences; 3 - chain link fences; 2 - pump houses; 1 - storage shed; 2 - booster pump vaults; 8 - pressure reducing vaults; 1 - 8' x 10' metal building; 2 - 10' x 25' metal buildings
OTHER:	250 Kw generator - 1; test pump tank & trailer - 1; pressure washer tank - 1; Dodge Ram - 1; Honda Pioneer - 1; John Deere backhoe - 1; Chevy Silverado - 2; Ford F-150 - 1; Chevy Equinox - 1; Load King Dump trailer - 1; misc. tools; VFD - 2; SCADA System

Provide a calculation used to determine the value of one water equivalent residential connection (ERC).

Use one of the following methods:

- (a) If actual flow data are available from the preceding 12 months, divide the total annual single family residence (SFR) gallons sold by the average number of single family residence customers for the same period and divide the result by 365
- (b) If no historical flow data are available, use:
 $ERC = (\text{Total SFR gallons sold (Omit 000)} / 365 \text{ days} / 350 \text{ gallons per day})$

ERC

6,533

 Method used:

(a)

Customer and Other Information	
Name of the System:	BIG PARK WATER CO
ADEQ Public Water System Number:	AZ0413012
ADWR PCC Number:	91-000609.0000

Month	Number of Customers				
	Single-Family	Multi-Family	Commercial	Turf/Irrigation	Other Non-Residential
January	2,937	0	243	0	0
February	2,939	0	243	0	0
March	2,941	0	243	0	0
April	2,944	0	243	0	0
May	2,947	0	243	0	0
June	2,950	0	243	0	0
July	2,950	0	243	0	0
August	2,951	0	243	0	0
September	2,952	0	243	0	0
October	2,957	0	243	0	0
November	2,958	0	243	0	0
December	2,959	0	243	0	0

If the system has fire hydrants, what is the fire flow requirements? GPM for hrs.

Does the system have chlorination treatment?

Does the Company have an ADWR Gallons Per Capita Per Day (GCPCPD) requirement?
 If yes, provide the GPCPD amount:

Is the Water Utility located in an ADWR Active Management Area (AMA)?
 If yes, which AMA?

What is the present system connection capacity (in ERCs *) using existing lines?

What is the future system connection capacity (in ERCs *) upon service area buildout?

Describe any plans and estimated completion dates for any enlargements or improvements of this system.

* an ERC is based on the calculation on the bottom of AR9 page 12.

Big Park Water Company
 Annual Report
 Utility Shutoffs / Disconnects
 12/31/21

Utility Shutoffs / Disconnects	
Name of the System:	BIG PARK WATER CO
ADEQ Public Water System Number:	AZ0413012
ADWR PCC Number:	91-000609.0000

Month	Termination without Notice R14-2-410.B	Termination with Notice R14-2-410.C	Other
January	0	3	0
February	0	5	0
March	0	2	0
April	0	1	0
May	0	6	0
June	0	8	0
July	0	4	0
August	0	4	0
September	0	9	0
October	0	2	0
November	0	9	0
December	0	6	0
Total	0	59	0

Other (description): NA

Instructions: Fill out the Grey Cells with the relevent information. Input 0 or none if there is nothing recorded in that account or there is no applicable information to report.

Property Taxes	
Amount of actual property taxes paid during Calendar Year 2021 was	\$47,422

If no property taxes paid, explain why.

NA

Instructions: Fill out the Grey Cells with the relevant information. Input 0 or none if there is nothing recorded in that account or there is no applicable information to report.

Verification and Sworn Statement (Taxes)

Verification: State of Arizona I, the undersigned of the
(state name)

County of (county name): Yavapai
Name (owner or official) title: Steve Gudovic
Company name: Big Park Water Company

DO SAY THAT THIS ANNUAL UTILITY PROPERTY TAX AND SALES TAX REPORT TO THE ARIZONA CORPORATION COMMISSION.

FOR THE YEAR ENDING: 12/31/21

HAS BEEN PREPARED UNDER MY DIRECTION, FROM THE ORIGINAL BOOKS, PAPERS AND RECORDS OF SAID UTILITY; THAT I HAVE CAREFULLY EXAMINED THE SAME, AND DECLARE THE SAME TO BE A COMPLETE AND CORRECT STATEMENT OF BUSINESS AND AFFAIRS OF SAID UTILITY FOR THE PERIOD COVERED BY THIS REPORT IN RESPECT TO EACH AND EVERY MATTER AND THING SET FORTH, TO THE BEST OF MY KNOWLEDGE, INFORMATION AND BELIEF.

Sworn Statement: I HEREBY ATTEST THAT ALL PROPERTY TAXES FOR SAID COMPANY ARE CURRENT AND PAID IN FULL.

I HEREBY ATTEST THAT ALL SALES TAXES FOR SAID COMPANY ARE CURRENT AND PAID IN FULL.

Steve Gudovic
signature of owner/official

928-284-2298
telephone no.

SUBSCRIBED AND SWORN TO BEFORE ME A NOTARY PUBLIC
IN AND FOR THE COUNTY

THIS


14th

DAY OF

April 2022
(month) and (year)

MY COMMISSION EXPIRES

3-25-23
(date)



Mary Lynn Gudovic
(signature of notary public)

Verification and Sworn Statement

Verification:

State of Arizona I, the undersigned of the
(state name)
County of (county name): Yavapai
Name (owner or official) title: Steve Gudovic
Company name: Big Park Water Company

DO SAY THAT THIS ANNUAL UTILITY PROPERTY TAX AND SALES TAX REPORT TO THE ARIZONA CORPORATION COMMISSION.

FOR THE YEAR ENDING: 12/31/21

HAS BEEN PREPARED UNDER MY DIRECTION, FROM THE ORIGINAL BOOKS, PAPERS AND RECORDS OF SAID UTILITY; THAT I HAVE CAREFULLY EXAMINED THE SAME, AND DECLARE THE SAME TO BE A COMPLETE AND CORRECT STATEMENT OF BUSINESS AND AFFAIRS OF SAID UTILITY FOR THE PERIOD COVERED BY THIS REPORT IN RESPECT TO EACH AND EVERY MATTER AND THING SET FORTH, TO THE BEST OF MY KNOWLEDGE, INFORMATION AND BELIEF.

Sworn Statement: IN ACCORDANCE WITH THE REQUIREMENTS OF TITLE 40, ARTICLE 8, SECTION 40-401, ARIZONA REVISED STATUTES, IT IS HEREIN REPORTED THAT THE GROSS OPERATING REVENUE OF SAID UTILITY DERIVED FROM ARIZONA INTRASTATE UTILITY OPERATIONS DURING THE CALENDAR YEAR WAS:

Arizona Intrastate Gross Operating Revenues Only (\$)

\$1,888,359

(The amount in the box above includes

\$109,220 in sales taxes
billed or collected)

Steve Gudovic
signature of owner/official

928-284-2298

telephone no.

SUBSCRIBED AND SWORN TO BEFORE ME A NOTARY PUBLIC
IN AND FOR THE COUNTY

THIS

14th


DAY OF

Maricopa
(county name)

April 2022
(month) and (year)

MY COMMISSION EXPIRES

3/25/23
(date)



Mary Lynn Gudovic
(signature of notary public)

Verification and Sworn Statement (Residential Revenue)

Verification:

State of Arizona I, the undersigned of the
(state name)

County of (county name): Yavapai
Name (owner or official) title: Steve Gudovic
Company name: Big Park Water Company

DO SAY THAT THIS ANNUAL UTILITY PROPERTY TAX AND SALES TAX REPORT TO THE ARIZONA CORPORATION COMMISSION.

FOR THE YEAR ENDING: 12/31/21

HAS BEEN PREPARED UNDER MY DIRECTION, FROM THE ORIGINAL BOOKS, PAPERS AND RECORDS OF SAID UTILITY; THAT I HAVE CAREFULLY EXAMINED THE SAME, AND DECLARE THE SAME TO BE A COMPLETE AND CORRECT STATEMENT OF BUSINESS AND AFFAIRS OF SAID UTILITY FOR THE PERIOD COVERED BY THIS REPORT IN RESPECT TO EACH AND EVERY MATTER AND THING SET FORTH, TO THE BEST OF MY KNOWLEDGE, INFORMATION AND BELIEF.

Sworn Statement: IN ACCORDANCE WITH THE REQUIREMENTS OF TITLE 40, ARTICLE 8, SECTION 40-401, ARIZONA REVISED STATUTES, IT IS HEREIN REPORTED THAT THE GROSS OPERATING REVENUE OF SAID UTILITY DERIVED FROM ARIZONA INTRASTATE UTILITY OPERATIONS RECEIVED FROM RESIDENTIAL CUSTOMERS DURING THE CALENDAR YEAR WAS:

Arizona Intrastate Gross Operating Revenues Only (\$)

\$1,552,549

(The amount in the box above includes

\$90,655 in sales taxes
billed or collected)

Steve Gudovic
signature of owner/official

928-284-2298


telephone no.

SUBSCRIBED AND SWORN TO BEFORE ME A NOTARY PUBLIC
IN AND FOR THE COUNTY

Maricopa
(county name)

THIS 14th DAY OF April 2022
(month) and (year)

MY COMMISSION EXPIRES 3/25/23
(date)



Mary Lynn Gudovic
(signature of notary public)

Full Gross-up Method for Income Tax Statement of Certification

Verification:

State of Arizona I, the undersigned of the
(state name)

County of (county name): Yavapai
Name (owner or official) title: Steve Gudovic
Company name: Big Park Water Company

FOR THE YEAR ENDING: 12/31/21

Sworn Statement:

IN ACCORDANCE WITH THE REQUIREMENTS OF DECISION NO. 77084, BECAUSE THE UTILITY REQUIRES THE GROSS UP OF ADVANCES AND CONTRIBUTIONS, I HEREBY STATE THAT THE UTILITY HAS INCURRED OR IS EXPECTED TO INCUR A NET INCREASE IN CURRENT INCOME TAX EXPENSE OR A DECREASE IN DEFERRED TAX ASSET FOR A CARRY FORWARD ACCORDING TO GAAP IN AN AMOUNT EQUAL TO OR GREATER THAN THE AMOUNT OF THE REQUIRED GROSS UP PAID BY DEVELOPERS IN THE PERIOD COVERED BY THIS ANNUAL REPORT.

Steve Gudovic
signature of owner/official

928-284-2298
telephone no.

SUBSCRIBED AND SWORN TO BEFORE ME A NOTARY PUBLIC
IN AND FOR THE COUNTY

Maricopa
(county name)

THIS 14th DAY OF April 2022
(month) and (year)

MY COMMISSION EXPIRES 3-25-23
(date)

Mary Lynn Gudovic
(signature of notary public)

