

APR 19 10 32 AM '19
ARIZONA CORPORATION COMMISSION

ANNUAL REPORT

Of

Company Name: **Kyllo Development Corp. DBA Bradshaw Mountainview Water Company**
PO Box 938

Mailing Address: Mayer AZ
86333

Docket No.: W-02089A
For the Year Ended: 12/31/18

WATER UTILITY

To

Arizona Corporation Commission

Due on April 15th

Email: rdefuente@azcc.gov, mail or deliver the completed Annual Report to:
Arizona Corporation Commission
Compliance Section - Utilities Division
1200 West Washington Street
Phoenix, Arizona 85007

Application Type: **Original Filing**
Application Date: 3/28/2019

4-19-19

ARIZONA CORPORATION COMMISSION
WATER UTILITY ANNUAL REPORT
Kyllo Development Corp. DBA Bradshaw Mountainview Water Company
A Class Utility

1. For the Calendar Year Ended:

2. Address:
City: State: Zip Code:

3. Telephone Number:

4. Date of Original Organization of Utility:

5. Person to whom correspondence should be addressed concerning this report:

Name:
Telephone No. :
Address:
City: State: Zip Code:
Email:

6. On-Site Manager:

Name:
Telephone No. :
Address:
City: State: Zip Code:
Email:

7. Ownership:

8. Counties Served:

Kyllo Development Corp. DBA Bradshaw Mountainview Water Company
 Annual Report
 Utility Plant in Service (Water)
 12/31/18

Utility Plant in Service (Water)							
Account No.	Description	Beginning Year Original Cost	Current Year Additions	Current Year Retirements	Adjusted Original Cost	Accumulated Depreciation	OCLD (OC less AD)
301	Organization	\$10,271	\$0	\$0	\$10,271	\$0	\$10,271
302	Franchises	0	0	0	0	0	0
303	Land and Land Rights	5,500	0	0	5,500	0	5,500
304	Structures and Improvements	70,492	1,400	0	71,892	30,720	41,172
305	Collecting & Improving Reservoirs	0	0	0	0	0	0
306	Lake, River, Canal Intakes	0	0	0	0	0	0
307	Wells and Springs	237,679	0	0	237,679	134,788	102,891
308	Infiltration Galleries	0	0	0	0	0	0
309	Supply Mains	0	0	0	0	0	0
310	Power Generation Equipment	82,279	0	0	82,279	34,969	47,310
311	Pumping Equipment	173,430	7,497	0	180,927	180,927	0
320	Water Treatment Equipment	0	0	0	0	0	0
320.1	Water Treatment Plants	0	0	0	0	0	0
320.2	Solution Chemical Feeders	0	0	0	0	0	0
320.3	Point-of-Use Treatment Devices	0	0	0	0	0	0
330	Distribution Reservoirs and Standpipes	0	0	0	0	0	0
330.1	Storage Tanks	119,904	0	0	119,904	119,904	0
330.2	Pressure Tanks	0	0	0	0	0	0
331	Transmission and Distribution Mains	1,056,555	0	0	1,056,555	530,503	526,052
333	Services	367,053	0	0	367,053	263,902	103,151
334	Meters and Meter Installations	243,482	10,400	0	253,882	207,978	45,904
335	Hydrants	327,635	0	0	327,635	171,073	156,562
336	Backflow Prevention Devices	0	0	0	0	0	0
339	Other Plant and Misc. Equipment	0	0	0	0	0	0
340	Office Furniture and Equipment	0	0	0	0	0	0
340.1	Computer & Software	0	0	0	0	0	0
341	Transportation Equipment	0	0	0	0	0	0
342	Stores Equipment	0	0	0	0	0	0
343	Tools, Shop and Garage Equipment	0	0	0	0	0	0
344	Laboratory Equipment	0	0	0	0	0	0
345	Power Operated Equipment	0	0	0	0	0	0
346	Communication Equipment	3,050	0	0	3,050	1,068	1,982
347	Miscellaneous Equipment	0	0	0	0	0	0
348	Other Tangible Plant	0	0	0	0	0	0
	Totals	\$2,697,330	\$19,296	\$0	\$2,716,626	\$1,675,832	\$1,040,795

Instructions: Fill out the Grey Cells with the relevant information. Input 0 or none if there is nothing recorded in that account or there is no applicable information to report.

Kyllo Development Corp. DBA Bradshaw Mountainview Water Company
 Annual Report
 Depreciation Expense for the Current Year (Water)
 12/31/18

Depreciation Expense for the Current Year (Water)								
Account No.	Description	Beginning Year Original Cost	Current Year Additions	Current Year Retirements	Adjusted Original Cost	Fully Depreciated/Non-depreciable Plant	Depreciation Percentages	Depreciation Expense
301	Organization	\$10,271	\$0	\$0	\$10,271	\$0	0.00%	\$0
302	Franchises	0	0	0	0	0	0.00%	0
303	Land and Land Rights	5,500	0	0	5,500	0	0.00%	0
304	Structures and Improvements	70,492	1,400	0	71,892	0	3.33%	2,371
305	Collecting & Improving Reservoirs	0	0	0	0	0	0.00%	0
306	Lake, River, Canal Intakes	0	0	0	0	0	0.00%	0
307	Wells and Springs	237,679	0	0	237,679	0	3.33%	7,915
308	Infiltration Galleries	0	0	0	0	0	0.00%	0
309	Supply Mains	0	0	0	0	0	0.00%	0
310	Power Generation Equipment	82,279	0	0	82,279	0	5.00%	4,114
311	Pumping Equipment	173,430	7,497	0	180,927	117,205	12.50%	7,497
320	Water Treatment Equipment	0	0	0	0	0	0.00%	0
320.1	Water Treatment Plants	0	0	0	0	0	0.00%	0
320.2	Solution Chemical Feeders	0	0	0	0	0	0.00%	0
320.3	Point-of-Use Treatment Devices	0	0	0	0	0	0.00%	0
330	Distribution Reservoirs and Standpipes	0	0	0	0	0	0.00%	0
330.1	Storage Tanks	119,904	0	0	119,904	114,800	2.22%	113
330.2	Pressure Tanks	0	0	0	0	0	0.00%	0
331	Transmission and Distribution Mains	1,056,555	0	0	1,056,555	0	2.00%	21,131
333	Services	367,053	0	0	367,053	0	3.33%	12,223
334	Meters and Meter Installations	243,482	10,400	0	253,882	0	8.33%	20,715
335	Hydrants	327,635	0	0	327,635	0	2.00%	6,553
336	Backflow Prevention Devices	0	0	0	0	0	0.00%	0
339	Other Plant and Misc. Equipment	0	0	0	0	0	0.00%	0
340	Office Furniture and Equipment	0	0	0	0	0	0.00%	0
340.1	Computer & Software	0	0	0	0	0	0.00%	0
341	Transportation Equipment	0	0	0	0	0	0.00%	0
342	Stores Equipment	0	0	0	0	0	0.00%	0
343	Tools, Shop and Garage Equipment	0	0	0	0	0	0.00%	0
344	Laboratory Equipment	0	0	0	0	0	0.00%	0
345	Power Operated Equipment	0	0	0	0	0	0.00%	0
346	Communication Equipment	3,050	0	0	3,050	0	10.00%	305
347	Miscellaneous Equipment	0	0	0	0	0	0.00%	0
348	Other Tangible Plant	0	0	0	0	0	0.00%	0
	Subtotal	\$2,697,330	\$19,296	\$0	\$2,716,626	\$232,005		\$82,936

Contribution(s) in Aid of Construction (Gross)	\$1,853,890
Less: Non Amortizable Contribution(s)	0
Fully Amortized Contribution(s)	0
Amortizable Contribution(s)	\$1,853,890
Times: Proposed Amortization Rate	3.34%
Amortization of CIAC	\$61,882
Less: Amortization of CIAC	\$61,882
DEPRECIATION EXPENSE	\$21,054

Instructions: Fill out the Grey Cells with the relevant information. Input 0 or none if there is nothing recorded in that account or there is no applicable information to report.

Kyllo Development Corp. DBA Bradshaw Mountainview Water Company
 Annual Report
 Balance Sheet Assets
 12/31/18

Balance Sheet Assets				
	Assets		Balance at Beginning of Year (2018)	Balance at End of Year (2018)
Account No.	Current and Accrued Assets			
131	Cash		\$8,244	\$7,221
134	Working Funds		0	0
135	Temporary Cash Investments		0	0
141	Customer Accounts Receivable		0	0
146	Notes Receivable from Associated Companies		0	0
151	Plant Material and Supplies		0	0
162	Prepayments		0	0
174	Miscellaneous Current and Accrued Assets		0	0
	Total Current and Accrued Assets		\$8,244	\$7,221
Account No.	Fixed Assets			
101	Utility Plant in Service*		\$2,698,578	\$2,716,626
103	Property Held for Future Use		0	0
105	Construction Work in Progress		0	0
108	Accumulated Depreciation (debit as negative)		(1,593,688)	(1,675,832)
121	Non-Utility Property		0	0
122	Accumulated Depreciation - Non Utility		0	0
	Total Fixed Assets		\$1,104,890	\$1,040,795
	Total Assets		\$1,113,134	\$1,048,016

Instructions: Fill out the Grey Cells with the relevant information. Input 0 or none if there is nothing recorded in that account or there is no applicable information to report.

*Note these items feed automatically from AR3 UPIS Page 3

Kyllo Development Corp. DBA Bradshaw Mountainview Water Company
Annual Report
Balance Sheet Liabilities and Owners Equity

Balance Sheet Liabilities and Owners Equity				
	Liabilities		Balance at Beginning of Year (2018)	Balance at End of Year (2018)
Account No.	Current Liabilities			
231	Accounts Payable			
232	Notes Payable (Current Portion)			
234	Notes Payable to Associated Companies			
235	Customer Deposits		25,520	29,023
236	Accrued Taxes			
237	Accrued Interest			
242	Miscellaneous Current and Accrued Liabilities			
	Total Current Liabilities		\$25,520	\$29,023
	Long Term Debt			
224	Long Term Debt (Notes and Bonds)			
	Deferred Credits			
251	Unamortized Premium on Debt			
252	Advances in Aid of Construction		15,096	18,577
255	Accumulated Deferred Investment Tax Credits			
271	Contributions in Aid of Construction		1,853,890	1,853,890
272	Less: Amortization of Contributions		(891,043)	(940,913)
281	Accumulated Deferred Income Tax			
	Total Deferred Credits		\$977,943	\$931,554
	Total Liabilities		\$1,003,463	\$960,577
	Capital Accounts			
201	Common Stock Issued		\$5,000	\$5,000
211	Other Paid-In Capital			
215	Retained Earnings		104,671	82,439
218	Proprietary Capital (Sole Props and Partnerships)			
	Total Capital		\$109,671	\$87,439
	Total Liabilities and Capital		\$1,113,134	\$1,048,016

Instructions: Fill out the Grey Cells with the relevant information. Input 0 or none if there is nothing recorded in that account or there is no applicable information to report.

Note: Total liabilities and Capital must match total assets for the beginning and end of the year!

Kyllo Development Corp. DBA Bradshaw Mountainview Water Company
Annual Report
Water Comparative Income Statement
12/31/18

Water Comparative Income Statement			
Account No.	Calendar Year	Current Year 01/01/2018 - 12/31/2018	Last Year 01/01/2017 - 12/31/2017
	Operating Revenue		
461	Metered Water Revenue	\$263,153	\$235,029
460	Unmetered Water Revenue	0	0
462	Fire Protection Revenue	0	0
469	Guaranteed Revenues (Surcharges)	0	0
471	Miscellaneous Service Revenues	0	0
474	Other Water Revenue	7,920	7,050
	Total Revenues	\$271,073	\$242,079
	Operating Expenses		
601	Salaries and Wages	\$0	\$0
604	Employee Pensions and Benefits	0	0
610	Purchased Water	0	0
615	Purchased Power	20,038	17,458
618	Chemicals	1,024	1,154
620	Materials and Supplies	0	1,053
620.1	Repairs and Maintenance	121,050	116,678
620.2	Office Supplies and Expense	438	130
630	Contractual Services	0	66,217
631	Contractual Services -Engineering	0	0
632	Contractual Services - Accounting	0	0
633	Contractual Services - Legal	0	0
634	Contractual Services - Management Fees	72,722	3,926
635	Contractual Services - Water Testing	16,514	12,169
636	Contractual Services - Other	0	0
640	Rents	0	0
641	Rental of Building/Real Property	0	0
642	Rental of Equipment	0	0
650	Transportation Expenses	0	0
657	Insurance - General Liability	3,413	3,303
657.1	Insurance - Health and Life	1,195	0
665	Regulatory Commission Expense - Rate	4,733	1,335
670	Bad Debt Expense	0	0
675	Miscellaneous Expense	0	59
403	Depreciation Expense (From Schedule AR4)	21,054	27,552
408	Taxes Other Than Income	0	0
408.11	Property Taxes	10,299	10,413
409	Income Taxes	0	0
427.1	Customer Security Deposit Interest	0	0
	Total Operating Expenses	\$272,479	\$261,447
	Operating Income / (Loss)	(\$1,406)	(\$19,368)
	Other Income / (Expense)		
419	Interest and Dividend Income	\$0	\$0
421	Non-Utility Income	0	0
426	Miscellaneous Non-Utility (Expense)	0	0
427	Interest (Expense)	0	0
	Total Other Income / (Expense)	\$0	\$0
	Net Income / (Loss)	(\$1,406)	(\$19,368)

Instructions: Fill out the Grey Cells with the relevant information. Input 0 or none if there is nothing recorded in that account or there is no applicable information to report.

Kyllo Development Corp. DBA Bradshaw Mountainview Water Company
 Annual Report
 Supplemental Financial Data (Long-Term Debt)
 12/31/18

Supplemental Financial Data (Long-Term Debt)				
	Loan #1	Loan #2	Loan #3	Loan #4
Date Issued	1/0/1900	1/0/1900	1/0/1900	1/0/1900
Source of Loan	0	0	0	0
ACC Decision No.	0	0	0	0
Reason for Loan	0	0	0	0
Dollar Amt. Issued	\$0	\$0	\$0	\$0
Amount Outstanding	\$0	\$0	\$0	\$0
Date of Maturity	1/0/1900	1/0/1900	1/0/1900	1/0/1900
Interest Rate	0.00%	0.00%	0.00%	0.00%
Current Year Interest	\$0	\$0	\$0	\$0
Current Year Principal	\$0	\$0	\$0	\$0

Meter Deposit Balance at Test Year End:	\$8,922
---	---------

Meter Deposits Refunded During the Test Year:	\$1,535
---	---------

List all bonds, notes, loans, and other types of indebtedness in which the proceeds were used in the provision of public utility service. Indebtedness incurred for personal uses by the owner of the utility should not be listed. Input 0 or none if there is nothing to report for that cell.

Well and Water Usage										
Name of the System: BRADSHAW MT VIEW WATER										
ADEQ Public Water System Number: AZ0413062										
ADWR PCC Number: 91-000646.0000										
Well registry 55# (55-XXXXXX):	Pump Horsepower	Pump Yield (gpm)	Casing Depth (feet)	Casing Diameter (inches)	Pump Motor Type **	Year Drilled	Meter Size (inches)	How measured:	Active	
55-906853	8	6	300	6	Submersible	2007	1	Metered	Yes	
55-546103	2	25	220	6	Submersible	1997	1	Metered	Yes	
55-610557	5	15	300	6	Submersible	2000	2	Metered	Yes	
55-900547	20	64	406	8	Submersible	2005	3	Metered	Yes	
55-584368	25	25	630	8	Submersible	2001	2	Metered	Yes	
0	0	0	0	0	0	0	0	Metered	no	
0	0	0	0	0	0	0	0	Metered	no	
0	0	0	0	0	0	0	0	Metered	no	
0	0	0	0	0	0	0	0	Metered	no	
0	0	0	0	0	0	0	0	Metered	no	
0	0	0	0	0	0	0	0	Metered	no	
0	0	0	0	0	0	0	0	Metered	no	
0	0	0	0	0	0	0	0	Metered	no	
0	0	0	0	0	0	0	0	Metered	no	
0	0	0	0	0	0	0	0	Metered	no	
0	0	0	0	0	0	0	0	Metered	no	
0	0	0	0	0	0	0	0	Metered	no	
0	0	0	0	0	0	0	0	Metered	no	
0	0	0	0	0	0	0	0	Metered	no	
0	0	0	0	0	0	0	0	Metered	no	
0	0	0	0	0	0	0	0	Metered	no	

Name of system water delivered to: BRADSHAW MT VIEW WATER
 ADWR PCC Number: 91-000646.0000
 Source of water delivered to another system: Other

Name of system water received from: _____
 ADWR PCC Number: _____
 Source of water received: Other
 Well registry 55# (55-XXXXXX): na

Month	Water withdrawn (acre ft) ¹	Water sold (acre ft) ²	Water delivered (sold) to other systems (acre ft) ³	Water received (purchased) from other systems (acre ft) ⁴	Estimated authorized use (acre ft) ⁵	Purchased Power Expense ⁶	Purchased Power (kWh) ⁷
January	7	10	0	0	0	\$1,332	8,835
February	7	9	0	0	0	1,255	7,974
March	7	9	0	0	0	1,320	9,317
April	7	9	0	0	0	1,466	11,745
May	9	7	0	0	0	1,760	12,867
June	12	15	0	0	0	2,251	16,494
July	11	14	0	0	0	1,975	13,621
August	10	12	0	0	0	2,040	8,077
September	11	13	0	0	0	2,058	14,887
October	11	13	0	0	0	1,873	13,453
November	9	11	0	0	0	1,326	9,354
December	9	9	0	0	0	1,362	9,623
Totals	109	128	0	0	0	\$20,017	136,247

If applicable, in the space below please provide a description for all un-metered water use along with amounts:
 None

Instructions: Fill out the Grey Cells with the relevant information. Input 0 or none if there is nothing recorded in that account or there is no applicable information to report.

1 Water withdrawn - Total acre feet of water withdrawn from pumped sources.
 2 Water sold - Total acre feet from customer meters, and other sales such as construction water.
 3 Water delivered (sold) to other systems - Total acre feet of water delivered to other systems.
 4 Water received (purchased) from other systems - Total acre feet of water purchased/received from other systems.
 5 Estimated authorized use - Total estimated acre feet from authorized metered or unmetered use. Authorized uses such as flushing (mains, services and hydrants) draining/cleaning tanks, process, construction, fire fighting, etc. Non-authorized use (real losses) are service line breaks and leaks, water main breaks, meter inaccuracies and theft.
 6 Enter the total purchased power costs for the power meters associated with this system.
 7 Enter the total purchased kWh used by the power meters associated with this system.

Water Utility Plant Description

Name of the System:	BRADSHAW MT VIEW WATER		
ADEQ Public Water System Number:		AZ0413062	
ADWR PCC Number:		91-000646.0000	

MAINS		
Sizes (inches)	Material	Length (feet)
3.00	PVC	3,500
4.00	PVC	11,500
6.00	PVC	42,768
8.00	PVC	20,000
0.00	NA	0
0.00	NA	0
0.00	NA	0
0.00	NA	0
0.00	NA	0
0.00	NA	0
0.00	NA	0
0.00	NA	0
0.00	NA	0
0.00	NA	0
0.00	NA	0
0.00	NA	0

CUSTOMER METERS	
Size (inches)	Quantity
5/8 X 3/4	201
0.75	378
1	1
1.5	4
Compound 2	7
Compound 3	3
Compound 4	4
na	0
na	0
na	0
na	0
na	0
na	0
na	0
na	0
na	0
na	0
na	0
na	0
na	0

SERVICE LINES	
Material	Percent of system
PVC	81%
Black poly	10%
PEX	5%
Blue poly	4%
na	0%

BOOSTER PUMPS		
Horsepower	GPM	Quantity
10	100	2
15	150	1
30	200	2
0	0	0

FIRE HYDRANTS	
Type	Quantity
Standard *	15
Other	0

STORAGE TANKS		
Capacity (gallons)	Material	Quantity
135,000	Metal	1
125,000	Metal	1
65,000	Metal	1
0	0	0
0	0	0
0	0	0

PRESSURE/BLADDER TANKS		
Capacity (gallons)	Material	Quantity
55	Metal	1
20	Metal	1
10	Metal	1
0	0	0
0	0	0
0	0	0

Instructions: Fill out the Grey Cells with the relevant information. Input 0 or none if there is nothing recorded in that account or there is no applicable information to report. Copy and paste this sheet as many times as is necessary.

* A standard fire hydrant has two 2.5 inch hose connection nozzles with 7.5 threads per inch, and one 4.5 inch pumper connection nozzle with 4 threads per inch.

Water Utility Plant Description (Continued)

For the following three items, list the utility owned assets in each category for each system.

TREATMENT EQUIPMENT:	Chlorine Injector Pumps
-----------------------------	-------------------------

STRUCTURES:	Fenced Well Lots, Equipment Buildings and Storage tanks
--------------------	---

OTHER:	15KW Solar System
---------------	-------------------

Instructions: Fill out the Grey Cells with the relevant information. Input 0 or none if there is nothing recorded in that account or there is no applicable information to report. Copy and paste this sheet as many times as is necessary.

Customer and Other Information	
Name of the System:	BRADSHAW MT VIEW WATER
ADEQ Public Water System Number:	AZ0413062
ADWR PCC Number:	91-000646.0000

Month	Number of Customers				
	Single-Family	Multi-Family	Commercial	Turf/Irrigation	Other Non-Residential
January	576	0	19	0	0
February	573	0	19	0	0
March	573	0	19	0	0
April	571	0	19	0	0
May	568	0	19	0	0
June	565	0	19	0	0
July	568	0	19	0	0
August	573	0	19	0	0
September	573	0	19	0	0
October	579	0	19	0	0
November	580	0	19	0	0
December	577	0	19	0	0

If the system has fire hydrants, what is the fire flow requirements? GPM for hrs.

Does the system have chlorination treatment?

Does the Company have an ADWR Gallons Per Capita Per Day (GPCPD) requirement?

If yes, provide the GPCPD amount:

Is the Water Utility located in an ADWR Active Management Area (AMA)?

If yes, which AMA?

Instructions: Fill out the Grey Cells with the relevant information. Input 0 or none if there is nothing recorded in that account or there is no applicable information to report. Copy and paste this sheet as many times as is necessary.

Kyllo Development Corp. DBA Bradshaw Mountainview Water Company
Annual Report
Property Taxes
12/31/18

Property Taxes	
Amount of actual property taxes paid during Calendar Year 2018 was	\$10,299

If no property taxes paid, explain why.
None

Instructions: Fill out the Grey Cells with the relevant information. Input 0 or none if there is nothing recorded in that account or there is no applicable information to report.

Verification and Sworn Statement (Taxes)

Verification: State of Arizona I, the undersigned of the
(state name)

County of (county name): Yavapai
Name (owner or official) title: Stuart McLean
Company name: Kylo Development Corp. DBA Bradshaw Mountainview Water Company

DO SAY THAT THIS ANNUAL UTILITY PROPERTY TAX AND SALES TAX REPORT TO THE ARIZONA CORPORATION COMMISSION.

FOR THE YEAR ENDING: 12/31/18

HAS BEEN PREPARED UNDER MY DIRECTION, FROM THE ORIGINAL BOOKS, PAPERS AND RECORDS OF SAID UTILITY; THAT I HAVE CAREFULLY EXAMINED THE SAME, AND DECLARE THE SAME TO BE A COMPLETE AND CORRECT STATEMENT OF BUSINESS AND AFFAIRS OF SAID UTILITY FOR THE PERIOD COVERED BY THIS REPORT IN RESPECT TO EACH AND EVERY MATTER AND THING SET FORTH, TO THE BEST OF MY KNOWLEDGE, INFORMATION AND BELIEF.

Sworn Statement: I HEREBY ATTEST THAT ALL PROPERTY TAXES FOR SAID COMPANY ARE CURRENT AND PAID IN FULL.

I HEREBY ATTEST THAT ALL SALES TAXES FOR SAID COMPANY ARE CURRENT AND PAID IN FULL.

Stuart McLean
signature of owner/official

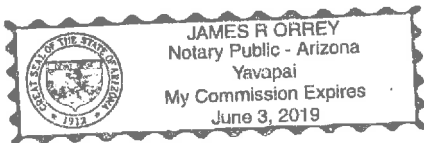
928-300-5764
telephone no.

RECEIVED
UTILITIES DIVISION
2019 APR 19 A 8:32
ARIZONA CORPORATION COMMISSION

SUBSCRIBED AND SWORN TO BEFORE ME A NOTARY PUBLIC
IN AND FOR THE COUNTY

THIS 29th DAY OF March, 2019
(county name) (month) and (year)

MY COMMISSION EXPIRES June 30, 2019
(date)



JR Orrey
(signature of notary public)

Verification and Sworn Statement

Verification:

State of Arizona I, the undersigned of the
(state name)
County of (county name): Yavapai
Name (owner or official) title: Stuart McLean
Company name: Kyllo Development Corp. DBA Bradshaw Mountainview Water Co

DO SAY THAT THIS ANNUAL UTILITY PROPERTY TAX AND SALES TAX REPORT TO THE ARIZONA CORPORATION COMMISSION.

FOR THE YEAR ENDING: 12/31/18

HAS BEEN PREPARED UNDER MY DIRECTION, FROM THE ORIGINAL BOOKS, PAPERS AND RECORDS OF SAID UTILITY; THAT I HAVE CAREFULLY EXAMINED THE SAME, AND DECLARE THE SAME TO BE A COMPLETE AND CORRECT STATEMENT OF BUSINESS AND AFFAIRS OF SAID UTILITY FOR THE PERIOD COVERED BY THIS REPORT IN RESPECT TO EACH AND EVERY MATTER AND THING SET FORTH, TO THE BEST OF MY KNOWLEDGE, INFORMATION AND BELIEF.

Sworn Statement: IN ACCORDANCE WITH THE REQUIREMENTS OF TITLE 40, ARTICLE 8, SECTION 40-401, ARIZONA REVISED STATUTES, IT IS HEREIN REPORTED THAT THE GROSS OPERATING REVENUE OF SAID UTILITY DERIVED FROM ARIZONA INTRASTATE UTILITY OPERATIONS DURING THE CALENDAR YEAR WAS:


Arizona Intrastate Gross Operating Revenues Only (\$)

\$271,073

(The amount in the box above includes

\$15,802 in sales taxes

billed or collected)



signature of owner/official

928-300-5764

telephone no.

SUBSCRIBED AND SWORN TO BEFORE ME A NOTARY PUBLIC
IN AND FOR THE COUNTY

THIS

29th

DAY OF

Yavapai

(county name)

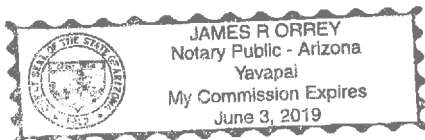
March, 2019

(month) and (year)

MY COMMISSION EXPIRES

June 3rd, 2019

(date)




(signature of notary public)

Verification and Sworn Statement (Residential Revenue)

Verification:

State of Arizona I, the undersigned of the
(state name)

County of (county name): Yavapai
Name (owner or official) title: Stuart McLean
Company name: Kyllo Development Corp. DBA Bradshaw Mountainview Wa

RECEIVED
UTILITIES DIVISION
2019 APR 19 A 8:32

DO SAY THAT THIS ANNUAL UTILITY PROPERTY TAX AND SALES TAX REPORT TO THE ARIZONA CORPORATION COMMISSION.

FOR THE YEAR ENDING: 12/31/18

HAS BEEN PREPARED UNDER MY DIRECTION, FROM THE ORIGINAL BOOKS, PAPERS AND RECORDS OF SAID UTILITY; THAT I HAVE CAREFULLY EXAMINED THE SAME, AND DECLARE THE SAME TO BE A COMPLETE AND CORRECT STATEMENT OF BUSINESS AND AFFAIRS OF SAID UTILITY FOR THE PERIOD COVERED BY THIS REPORT IN RESPECT TO EACH AND EVERY MATTER AND THING SET FORTH, TO THE BEST OF MY KNOWLEDGE, INFORMATION AND BELIEF.

Sworn Statement: IN ACCORDANCE WITH THE REQUIREMENTS OF TITLE 40, ARTICLE 8, SECTION 40-401, ARIZONA REVISED STATUTES, IT IS HEREIN REPORTED THAT THE GROSS OPERATING REVENUE OF SAID UTILITY DERIVED FROM ARIZONA INTRASTATE UTILITY OPERATIONS RECEIVED FROM RESIDENTIAL CUSTOMERS DURING THE CALENDAR YEAR WAS:

Arizona Intrastate Gross Operating Revenues Only (\$)

\$271,073

(The amount in the box above includes

\$15,802 in sales taxes
billed or collected)


signature of owner/official

928-300-5764

telephone no.

SUBSCRIBED AND SWORN TO BEFORE ME A NOTARY PUBLIC
IN AND FOR THE COUNTY

Yavapai
(county name)

THIS


29th


DAY OF

March, 2019
(month) and (year)

MY COMMISSION EXPIRES

June 3rd, 2019
(date)




(signature of notary public)