

RECEIVED  
UTILITIES DIVISION

2021 APR -9 A 11: 35

ARIZONA CORPORATION  
COMMISSION

**ANNUAL REPORT**

Of

Company Name:   
PO Box 12758

Mailing Address: Prescott AZ  
86304

Docket No.:   
For the Year Ended:

**WATER UTILITY**

To

Arizona Corporation Commission

**Due on April 15th**

Email: [rdefuente@azcc.gov](mailto:rdefuente@azcc.gov), mail or deliver the completed Annual Report to:

Arizona Corporation Commission  
Compliance Section - Utilities Division  
1200 West Washington Street  
Phoenix, Arizona 85007

Application Type:   
Application Date:

ARIZONA CORPORATION COMMISSION  
WATER UTILITY ANNUAL REPORT  
Bradshaw Water Company  
A Class  Utility

For the Calendar Year Ended: 12/31/20

Primary Address:   
City:  State:  Zip Code:

Telephone Number:

Date of Original Organization of Utility:

Person to whom correspondence should be addressed concerning this report:

Name:   
Telephone No. :   
Address:   
City:  State:  Zip Code:   
Email:

Name:   
Telephone No. :   
Address:   
City:  State:  Zip Code:   
Email:

Name:   
Telephone No. :   
Address:   
City:  State:  Zip Code:   
Email:

Name:   
Telephone No. :   
Address:   
City:  State:  Zip Code:   
Email:

Name:   
Telephone No. :

Address:					
City:		State:		Zip Code:	
Email:					

Ownership:

Counties Served:

**Important changes during the year**

For those companies not subject to the affiliated interest rules, has there been a change in ownership or direct control during the year?

If yes, please provide specific details in the box below.

No

Has the company been notified by any other regulatory authorities during the year, that they are out of compliance?

If yes, please provide specific details in the box below.

No

Bradshaw Water Company  
 Annual Report  
 Utility Plant in Service (Water)  
 12/31/20

Utility Plant in Service (Water)							
Account No.	Description	Beginning Year Original Cost	Current Year Additions	Current Year Retirements	Adjusted Original Cost	Accumulated Depreciation	OCLD (OC less AD)
301	Organization	\$0	\$0	\$0	\$0	\$0	\$0
302	Franchises	0	0	0	0	0	0
303	Land and Land Rights	0	0	0	0	0	0
304	Structures and Improvements	20,528	0	0	20,528	0	20,528
305	Collecting & Improving Reservoirs	0	0	0	0	0	0
306	Lake, River, Canal Intakes	0	0	0	0	0	0
307	Wells and Springs	37,948	476	0	38,424	0	38,424
308	Infiltration Galleries	0	0	0	0	0	0
309	Supply Mains	21,359	3,179	7,000	17,538	0	17,538
310	Power Generation Equipment	0	0	0	0	0	0
311	Pumping Equipment	2,588	369	0	2,957	0	2,957
320	Water Treatment Equipment	0	0	0	0	0	0
320.1	Water Treatment Plants	0	0	0	0	0	0
320.2	Solution Chemical Feeders	0	0	0	0	0	0
320.3	Point-of-Use Treatment Devices	0	0	0	0	0	0
330	Distribution Reservoirs and Standpipes	0	0	0	0	0	0
330.1	Storage Tanks	90,789	1,278	0	92,067	0	92,067
330.2	Pressure Tanks	0	0	0	0	0	0
331	Transmission and Distribution Mains	624,791	1,228	0	626,019	0	626,019
333	Services	22,704	0	0	22,704	0	22,704
334	Meters and Meter Installations	11,653	10,497	0	22,150	0	22,150
335	Hydrants	18,907	0	0	18,907	0	18,907
336	Backflow Prevention Devices	0	0	0	0	0	0
339	Other Plant and Misc. Equipment	0	0	0	0	0	0
340	Office Furniture and Equipment	0	0	0	0	0	0
340.1	Computer & Software	0	0	0	0	0	0
341	Transportation Equipment	0	0	0	0	0	0
342	Stores Equipment	0	0	0	0	0	0
343	Tools, Shop and Garage Equipment	0	0	0	0	0	0
344	Laboratory Equipment	0	0	0	0	0	0
345	Power Operated Equipment	0	0	0	0	0	0
346	Communication Equipment	0	0	0	0	0	0
347	Miscellaneous Equipment	0	0	0	0	0	0
348	Other Tangible Plant	0	0	0	0	0	0
	<b>Totals</b>	<b>\$851,267</b>	<b>\$17,027</b>	<b>\$7,000</b>	<b>\$861,294</b>	<b>\$0</b>	<b>\$861,294</b>

Bradshaw Water Company  
Annual Report  
Depreciation Expense for the Current Year (Water)  
12/31/20

Depreciation Expense for the Current Year (Water)									
Account No.	Description	Beginning Year Original Cost	Current Year Additions	Current Year Retirements	Adjusted Original Cost	Fully Depreciated/Non-depreciable Plant	Depreciable Plant	Depreciation Percentages	Depreciation Expense
301	Organization	\$0	\$0	\$0	\$0	\$0	\$0	0.00%	\$0
302	Franchises	0	0	0	0	0	0	0.00%	0
303	Land and Land Rights	0	0	0	0	0	0	0.00%	0
304	Structures and Improvements	20,528	0	0	20,528	0	20,528	3.33%	684
305	Collecting & Improving Reservoirs	0	0	0	0	0	0	0.00%	0
306	Lake, River, Canal Intakes	0	0	0	0	0	0	0.00%	0
307	Wells and Springs	37,948	476	0	38,424	0	38,424	3.33%	1,272
308	Infiltration Galleries	0	0	0	0	0	0	0.00%	0
309	Supply Mains	21,359	3,179	7,000	17,538	0	17,538	2.00%	389
310	Power Generation Equipment	0	0	0	0	0	0	0.00%	0
311	Pumping Equipment	2,588	369	0	2,957	0	2,957	0.00%	0
320	Water Treatment Equipment	0	0	0	0	0	0	0.00%	0
320.1	Water Treatment Plants	0	0	0	0	0	0	0.00%	0
320.2	Solution Chemical Feeders	0	0	0	0	0	0	0.00%	0
320.3	Point-of-Use Treatment Devices	0	0	0	0	0	0	0.00%	0
330	Distribution Reservoirs and Standpipes	0	0	0	0	0	0	0.00%	0
330.1	Storage Tanks	90,789	1,278	0	92,067	0	92,067	2.22%	2,030
330.2	Pressure Tanks	0	0	0	0	0	0	0.00%	0
331	Transmission and Distribution Mains	624,791	1,228	0	626,019	0	626,019	2.00%	12,508
333	Services	22,704	0	0	22,704	0	22,704	3.33%	756
334	Meters and Meter Installations	11,653	10,497	0	22,150	0	22,150	8.33%	1,408
335	Hydrants	18,907	0	0	18,907	0	18,907	2.00%	378
336	Backflow Prevention Devices	0	0	0	0	0	0	0.00%	0
339	Other Plant and Misc. Equipment	0	0	0	0	0	0	0.00%	0
340	Office Furniture and Equipment	0	0	0	0	0	0	0.00%	0
340.1	Computer & Software	0	0	0	0	0	0	0.00%	0
341	Transportation Equipment	0	0	0	0	0	0	0.00%	0
342	Stores Equipment	0	0	0	0	0	0	0.00%	0
343	Tools, Shop and Garage Equipment	0	0	0	0	0	0	0.00%	0
344	Laboratory Equipment	0	0	0	0	0	0	0.00%	0
345	Power Operated Equipment	0	0	0	0	0	0	0.00%	0
346	Communication Equipment	0	0	0	0	0	0	0.00%	0
347	Miscellaneous Equipment	0	0	0	0	0	0	0.00%	0
348	Other Tangible Plant	0	0	0	0	0	0	0.00%	0
	<b>Subtotal</b>	<b>\$851,267</b>	<b>\$17,027</b>	<b>\$7,000</b>	<b>\$861,294</b>	<b>\$0</b>	<b>\$861,294</b>		<b>\$19,424</b>

Contribution(s) in Aid of Construction (Gross)	\$100,166
Less: Non Amortizable Contribution(s)	0
Fully Amortized Contribution(s)	21,152
Amortizable Contribution(s)	\$79,014
Times: Proposed Amortization Rate	2.26%
<b>Amortization of CIAC</b>	<b>\$1,782</b>

Less: Amortization of CIAC

**DEPRECIATION EXPENSE**

Bradshaw Water Company  
Annual Report  
Balance Sheet Assets  
12/31/20

Balance Sheet Assets				
	Assets		Balance at Beginning of Year (2020)	Balance at End of Year (2020)
Account No.	<b>Current and Accrued Assets</b>			
131	Cash		\$7,683	\$11,043
134	Working Funds		0	0
135	Temporary Cash Investments		0	0
141	Customer Accounts Receivable		13,064	6,787
146	Notes Receivable from Associated Companies		0	0
151	Plant Material and Supplies		866	866
162	Prepayments		0	0
174	Miscellaneous Current and Accrued Assets		0	0
	<b>Total Current and Accrued Assets</b>		<b>\$21,613</b>	<b>\$18,696</b>
Account No.	<b>Fixed Assets</b>			
101	Utility Plant in Service*		\$851,267	\$861,294
103	Property Held for Future Use		0	0
105	Construction Work in Progress		0	0
108	Accumulated Depreciation (enter as negative)*		(502,005)	0
121	Non-Utility Property		0	0
122	Accumulated Depreciation - Non Utility		0	0
	<b>Total Fixed Assets</b>		<b>\$349,262</b>	<b>\$861,294</b>
	<b>Total Assets</b>		<b>\$370,875</b>	<b>\$879,990</b>

\*Note these items feed automatically from AR3 UPIS Page 4

Bradshaw Water Company  
Annual Report  
Balance Sheet Liabilities and Owners Equity

<b>Balance Sheet Liabilities and Owners Equity</b>				
	<b>Liabilities</b>		Balance at Beginning of Year (2020)	Balance at End of Year (2020)
<b>Account No.</b>	<b>Current Liabilities</b>			
231	Accounts Payable		\$20,618	\$5,553
232	Notes Payable (Current Portion)		0	0
234	Notes Payable to Associated Companies		0	0
235	Customer Deposits		7,025	8,580
236	Accrued Taxes		416	28
237	Accrued Interest		0	0
242	Miscellaneous Current and Accrued Liabilities		14,708	14,764
	<b>Total Current Liabilities</b>		<b>\$42,767</b>	<b>\$28,925</b>
	<b>Long Term Debt</b>			
224	Long Term Debt (Notes and Bonds)		\$5,518	\$0
	<b>Deferred Credits</b>			
251	Unamortized Premium on Debt		\$0	\$0
252	Advances in Aid of Construction		9,170	9,170
255	Accumulated Deferred Investment Tax Credits		0	0
271	Contributions in Aid of Construction		100,166	100,166
272	Less: Amortization of Contributions		21,152	21,152
281	Accumulated Deferred Income Tax		0	0
	<b>Total Deferred Credits</b>		<b>\$130,488</b>	<b>\$130,488</b>
	<b>Total Liabilities</b>		<b>\$178,773</b>	<b>\$159,413</b>
	<b>Capital Accounts</b>			
201	Common Stock Issued		\$998,500	\$998,500
211	Other Paid-In Capital		0	0
215	Retained Earnings		(731,087)	(724,409)
218	Proprietary Capital (Sole Props and Partnerships)		(70,660)	(70,660)
	<b>Total Capital</b>		<b>\$196,753</b>	<b>\$203,431</b>
	<b>Total Liabilities and Capital</b>		<b>\$375,526</b>	<b>\$362,844</b>

**Note: Total liabilities and Capital must match total assets for the beginning and end of the year!**



Bradshaw Water Company  
Annual Report  
Water Comparative Income Statement  
12/31/20

<b>Water Comparative Income Statement</b>			
Account No.	Calendar Year	Current Year 01/01/2020 - 12/31/2020	Last Year 01/01/2019 - 12/31/2019
	<b>Operating Revenue</b>		
461	Metered Water Revenue	\$188,083	\$181,031
460	Unmetered Water Revenue	0	0
462	Fire Protection Revenue	0	0
469	Guaranteed Revenues (Surcharges)	0	0
471	Miscellaneous Service Revenues	0	0
474	Other Water Revenue	1,316	1,718
	<b>Total Revenues</b>	<b>\$189,399</b>	<b>\$182,749</b>
	<b>Operating Expenses</b>		
601	Salaries and Wages	\$0	\$0
604	Employee Pensions and Benefits	0	0
610	Purchased Water	80,254	70,647
615	Purchased Power	5,926	5,982
618	Chemicals	0	0
620	Materials and Supplies	1,397	403
620.1	Repairs and Maintenance	958	3,287
620.2	Office Supplies and Expense	8,140	11,520
630	Contractual Services	26,795	24,133
631	Contractual Services - Engineering	1,870	1,253
632	Contractual Services - Accounting	325	1,763
633	Contractual Services - Legal	0	88
634	Contractual Services - Management Fees	2,200	19,800
635	Contractual Services - Water Testing	1,346	1,631
636	Contractual Services - Other	22,475	10,317
640	Rents	1,774	1,188
641	Rental of Building/Real Property	0	0
642	Rental of Equipment	0	0
650	Transportation Expenses	0	0
657	Insurance - General Liability	3,641	3,520
657.1	Insurance - Health and Life	0	0
665	Regulatory Commission Expense - Rate	0	0
670	Bad Debt Expense	0	0
675	Miscellaneous Expense	3	0
403	Depreciation Expense (From Schedule AR4)	17,642	16,638
408	Taxes Other Than Income	0	0
408.11	Property Taxes	5,836	5,899
409	Income Taxes	50	50
427.1	Customer Security Deposit Interest	0	298
	<b>Total Operating Expenses</b>	<b>\$180,632</b>	<b>\$178,417</b>
	<b>Operating Income / (Loss)</b>	<b>\$8,767</b>	<b>\$4,332</b>
	<b>Other Income / (Expense)</b>		
419	Interest and Dividend Income	\$0	\$0
421	Non-Utility Income	0	0
426	Miscellaneous Non-Utility (Expense)	0	0
427	Interest (Expense)	0	328
	<b>Total Other Income / (Expense)</b>	<b>\$0</b>	<b>\$328</b>
	<b>Net Income / (Loss)</b>	<b>\$8,767</b>	<b>\$4,660</b>

**Full time equivalent employees**

	Direct Company	Allocated	Outside service	Total
President	0.0	0.0	0.0	0.0
Vice-president	0.0	0.0	0.0	0.0
Manager	0.0	0.0	0.0	0.0
Engineering Staff	0.0	0.0	0.0	0.0
System Operator(s)	0.0	0.0	0.0	0.0
Meter reader	0.0	0.0	0.0	0.0
Customer Service	0.0	0.0	0.0	0.0
Accounting	0.0	0.0	0.0	0.0
Business Office	0.0	0.0	0.0	0.0
Rates Department	0.0	0.0	0.0	0.0
Administrative Staff	0.0	0.0	0.0	0.0
Other	0.0	0.0	0.0	0.0
<b>Total</b>	0.0	0.0	0.0	0.0

Bradshaw Water Company  
 Annual Report  
 Supplemental Financial Data (Long-Term Debt)  
 12/31/20

Supplemental Financial Data (Long-Term Debt)				
	Loan #1	Loan #2	Loan #3	Loan #4
Date Issued	1/26/2001	N/A	N/A	N/A
Source of Loan	Wifa	N/A	N/A	N/A
ACC Decision No.	62904	N/A	N/A	N/A
Reason for Loan	Water Tank	N/A	N/A	N/A
Dollar Amt. Issued	45000	N/A	N/A	N/A
Amount Outstanding	0	N/A	N/A	N/A
Date of Maturity	6/21/2021	N/A	N/A	N/A
Interest Rate	6.30%	N/A	N/A	N/A
Current Year Interest	0 PAID OFF	N/A	N/A	N/A
Current Year Principal	0 PAID OFF	N/A	N/A	N/A

Meter Deposit Balance at Test Year End:	\$3,733
---	---------

Meter Deposits Refunded During the Test Year:	\$1,721
---	---------

*List all bonds, notes, loans, and other types of indebtedness in which the proceeds were used in the provision of public utility service. Indebtedness incurred for personal uses by the owner of the utility should not be listed. Input 0 or none if there is nothing to report for that cell.*

Well and Water Usage

Well and Water Usage											
Name of the System:		BRADSHAW WATER COMPANY INC									
ADEQ Public Water System Number:		AZ0413141									
ADWR PCC Number:		91-000671.0000									
Well registry 55# (55-XXXXXX):	Pump Horsepower	Pump Yield (gpm)	Casing Depth (feet)	Casing Diameter (inches)	Pump Motor Type **	Year Drilled	Water level 2010	Water level 2020	Meter Size (inches)	How measured:	Active
55-511113	1.5	8	380	6	na	1985	31	46	5/8 x 3/4	Metered	No
55-501033	3	23	130	6	na	1981	st wire at 32'	st wire at 32'	5/8 x 3/5	Metered	No
55-610663	1.5	10	145	6	na	1966	17	22	5/8 x 3/6	Metered	No
55-524180	3	10	690	6	na	1989	31	31	5/8 x 3/7	Metered	No
N/A	0	0	0	0	0	0	0	0	0	N/A	N/A
N/A	0	0	0	0	0	0	0	0	0	N/A	N/A
N/A	0	0	0	0	0	0	0	0	0	N/A	N/A
N/A	0	0	0	0	0	0	0	0	0	N/A	N/A
N/A	0	0	0	0	0	0	0	0	0	N/A	N/A
N/A	0	0	0	0	0	0	0	0	0	N/A	N/A
N/A	0	0	0	0	0	0	0	0	0	N/A	N/A
N/A	0	0	0	0	0	0	0	0	0	N/A	N/A
N/A	0	0	0	0	0	0	0	0	0	N/A	N/A
N/A	0	0	0	0	0	0	0	0	0	N/A	N/A
N/A	0	0	0	0	0	0	0	0	0	N/A	N/A
N/A	0	0	0	0	0	0	0	0	0	N/A	N/A
N/A	0	0	0	0	0	0	0	0	0	N/A	N/A

Name of system water delivered to: NA  
 ADWR PCC Number: #N/A  
 Source of water delivered to another system: NA

Name of system water received from: PRESCOTT VALLEY WATER DIST  
 ADWR PCC Number: 91-000636.0000  
 Source of water received: Ground Water  
 Well registry 55# (55-XXXXXX): Unknown

Month	Water withdrawn (gallons) <sup>1</sup>	Water sold (gallons) <sup>2</sup>	Water delivered (sold) to other systems (gallons) <sup>3</sup>	Water received (purchased) from other systems (gallons) <sup>4</sup>	Estimated authorized use (gallons) <sup>5</sup>	Purchased Power Expense <sup>6</sup>	Purchased Power (kWh) <sup>7</sup>
January	679,350.00	557,216.00	0.00	619,000.00	0.00	\$716	3,945
February	656,880.00	540,714.00	0.00	686,000.00	0.00	538	2,852
March	681,420.00	575,492.00	0.00	764,000.00	0.00	562	2,940
April	699,640.00	607,354.00	0.00	703,000.00	0.00	443	2,091
May	901,930.00	803,851.00	0.00	1,182,000.00	0.00	457	1,889
June	1,368,900.00	1,248,582.00	0.00	1,310,000.00	0.00	472	2,215
July	1,439,250.00	1,321,247.00	0.00	1,316,000.00	0.00	527	2,247
August	1,362,880.00	1,278,900.00	0.00	1,676,000.00	0.00	604	2,809
September	1,691,860.00	1,556,883.00	0.00	1,456,000.00	0.00	586	2,640
October	1,387,530.00	1,279,900.00	0.00	1,607,000.00	0.00	518	2,303
November	1,361,540.00	1,254,766.00	0.00	1,061,000.00	0.00	501	2,552
December	848,720.00	809,874.00	0.00	774,000.00	0.00	548	3,177
<b>Totals</b>	<b>13,079,900.00</b>	<b>11,834,779.00</b>	<b>0.00</b>	<b>13,154,000.00</b>	<b>0.00</b>	<b>\$6,472</b>	<b>31,660</b>

If applicable, in the space below please provide a description for all un-metered water use along with amounts:  
 N/A

1 Water withdrawn - Total gallons of water withdrawn from pumped sources.  
 2 Water sold - Total gallons from customer meters, and other sales such as construction water.  
 3 Water delivered (sold) to other systems - Total gallons of water delivered to other systems.  
 4 Water received (purchased) from other systems - Total gallons of water purchased/received from other systems.  
 5 Estimated authorized use - Total estimated gallons from authorized metered or unmetered use. Authorized uses such as flushing (mains, services and hydrants) draining/cleaning tanks, process, construction, fire fighting, etc. Non-authorized use (real losses) are service line breaks and leaks, water main breaks, meter inaccuracies and theft.  
 6 Enter the total purchased power costs for the power meters associated with this system.  
 7 Enter the total purchased kWh used by the power meters associated with this system.

Water Utility Plant Description	
Name of the System:	BRADSHAW WATER COMPANY INC
ADEQ Public Water System Number:	AZ0413141
ADWR PCC Number:	91-000671.0000

MAINS		
Sizes (inches)	Material	Length (feet)
2.00	PVC	3,550
4.00	PVC	14,459
6.00	PVC	22,548
8.00	PVC	10,744
NA	NA	NA
NA	NA	NA
NA	NA	NA
NA	NA	NA
NA	NA	NA
NA	NA	NA
NA	NA	NA
NA	NA	NA
NA	NA	NA
NA	NA	NA
NA	NA	NA
NA	NA	NA
NA	NA	NA
NA	NA	NA

CUSTOMER METERS			
Size (inches)	Quantity	Percent over 1,000,000 gallons	Percent over 10 years old
5/8 X 3/4	206	50%	100%
1	7	50%	50%
Compound 1 1/2	1	NA	NA
NA	NA	NA	NA
NA	NA	NA	NA
NA	NA	NA	NA
NA	NA	NA	NA
NA	NA	NA	NA
NA	NA	NA	NA
NA	NA	NA	NA
NA	NA	NA	NA
NA	NA	NA	NA
NA	NA	NA	NA
NA	NA	NA	NA
NA	NA	NA	NA
NA	NA	NA	NA
NA	NA	NA	NA
NA	NA	NA	NA
NA	NA	NA	NA
NA	NA	NA	NA
NA	NA	NA	NA
NA	NA	NA	NA
NA	NA	NA	NA
NA	NA	NA	NA

SERVICE LINES			
Material	Percent of system	Year installed	
Copper	100%	86-95	
NA	NA	NA	
NA	NA	NA	
NA	NA	NA	
NA	NA	NA	
NA	NA	NA	

BOOSTER PUMPS		
Horsepower	GPM	Quantity
10	500	2
3	30	1
1 1/2	35	1
7 1/2	100	2

FIRE HYDRANTS	
Type	Quantity
Standard *	29
Other	N/A

STORAGE TANKS			
Capacity (gallons)	Material	Quantity	Year installed
23,000	STEEL	1	1989
33,000	STEEL	1	1993
47,500	STEEL	1	2000
NA	NA	NA	NA
NA	NA	NA	NA
NA	NA	NA	NA

PRESSURE/BLADDER TANKS			
Capacity (gallons)	Material	Quantity	Year installed
1,000	STEEL	1	1986
30	STEEL	1	2000
30	STEEL	1	2000
NA	NA	NA	NA
NA	NA	NA	NA
NA	NA	NA	NA
NA	NA	NA	NA

\* A standard fire hydrant has two 2.5 inch hose connection nozzles with 7.5 threads per inch, and one 4.5 inch pumper connection nozzle with 4 threads per inch.

<b>Water Utility Plant Description (Continued)</b>
--

For the following three items, list the utility owned assets in each category for each system.

<b>TREATMENT EQUIPMENT:</b>	N/A
-----------------------------	-----

<b>STRUCTURES:</b>	8 STRUCTURES
--------------------	--------------

<b>OTHER:</b>	N/A
---------------	-----

**Provide a calculation used to determine the value of one water equivalent residential connection (ERC).**

Use one of the following methods:

- (a) If actual flow data are available from the preceding 12 months, divide the total annual single family residence (SFR) gallons sold by the average number of single family residence customers for the same period and divide the result by 365
- (b) If no historical flow data are available, use:  
 $ERC = ( \text{Total SFR gallons sold (Omit 000)} / 365 \text{ days} / 350 \text{ gallons per day} )$

ERC 

151
-----

  
 Method used: 

(a)
-----

Customer and Other Information	
Name of the System:	BRADSHAW WATER COMPANY INC
ADEQ Public Water System Number:	AZ0413141
ADWR PCC Number:	91-000671.0000

Month	Number of Customers				
	Single-Family	Multi-Family	Commercial	Turf/Irrigation	Other Non-Residential
January	207	0	0	0	0
February	208	0	0	0	0
March	208	0	0	0	0
April	210	0	0	0	0
May	210	0	0	0	0
June	212	0	0	0	0
July	213	0	0	0	0
August	213	0	0	0	0
September	214	0	0	0	0
October	214	0	0	0	0
November	214	0	0	0	0
December	214	0	0	0	0

If the system has fire hydrants, what is the fire flow requirements?  GPM for  hrs.

Does the system have chlorination treatment?

Does the Company have an ADWR Gallons Per Capita Per Day (GCPCPD) requirement?   
 If yes, provide the GCPCPD amount:

Is the Water Utility located in an ADWR Active Management Area (AMA)?   
 If yes, which AMA?

What is the present system connection capacity (in ERCs \*) using existing lines?

What is the future system connection capacity (in ERCs \*) upon service area buildout?

Describe any plans and estimated completion dates for any enlargements or improvements of this system.

None

\* an ERC is based on the calculation on the bottom of AR9 page 12.

Bradshaw Water Company  
**Annual Report**  
 Utility Shutoffs / Disconnects  
 12/31/20

Utility Shutoffs / Disconnects	
Name of the System:	BRADSHAW WATER COMPANY INC
ADEQ Public Water System Number:	AZ0413141
ADWR PCC Number:	91-000671.0000

Month	Termination without Notice R14-2-410.B	Termination with Notice R14-2-410.C	Other
January	0	0	0
February	0	0	0
March	0	0	0
April	0	0	0
May	0	0	0
June	0	0	0
July	0	0	0
August	0	0	0
September	0	0	0
October	0	0	0
November	0	0	0
December	0	0	0
<b>Total</b>	<b>0</b>	<b>0</b>	<b>0</b>

**Other (description):**

N/A
-----

**Instructions:** Fill out the Grey Cells with the relevant information. Input 0 or none if there is nothing recorded in that account or there is no applicable information to report.



Bradshaw Water Company  
Annual Report  
Property Taxes  
12/31/20

<b>Property Taxes</b>	
Amount of actual property taxes paid during Calendar Year 2020 was	\$5,836

If no property taxes paid, explain why. N/A
--

**Instructions:** Fill out the Grey Cells with the relevant information. Input 0 or none if there is nothing recorded in that account or there is no applicable information to report.

Verification and Sworn Statement (Taxes)

RECEIVED  
UTILITIES DIVISION

Verification: State of Arizona I, the undersigned of the  
(state name)

2021 APR -9 A 11: 35

County of (county name): Yavapai  
Name (owner or official) title: DON BOHLIER  
Company name: Bradshaw Water Company

ARIZONA CORPORATION  
COMMISSION

DO SAY THAT THIS ANNUAL UTILITY PROPERTY TAX AND SALES TAX REPORT TO THE ARIZONA CORPORATION COMMISSION.

FOR THE YEAR ENDING: 12/31/20

HAS BEEN PREPARED UNDER MY DIRECTION, FROM THE ORIGINAL BOOKS, PAPERS AND RECORDS OF SAID UTILITY; THAT I HAVE CAREFULLY EXAMINED THE SAME, AND DECLARE THE SAME TO BE A COMPLETE AND CORRECT STATEMENT OF BUSINESS AND AFFAIRS OF SAID UTILITY FOR THE PERIOD COVERED BY THIS REPORT IN RESPECT TO EACH AND EVERY MATTER AND THING SET FORTH, TO THE BEST OF MY KNOWLEDGE, INFORMATION AND BELIEF.

Sworn Statement:

Don Bohler

signature of owner/official

928-778-1888  
telephone no.

SUBSCRIBED AND SWORN TO BEFORE ME A NOTARY PUBLIC  
IN AND FOR THE COUNTY

THIS

30<sup>th</sup>


DAY OF

Yavapai  
(county name)

March 2021  
(month) and (year)

MY COMMISSION EXPIRES

3/30/2021  
(date)



Karen Sue Krejci  
(signature of notary public)

Verification and Sworn Statement

Verification:

State of Arizona I, the undersigned of the  
(state name)  
County of (county name): Yavapai  
Name (owner or official) title: DON BOHLIER  
Company name: Bradshaw Water Company

RECEIVED  
UTILITIES DIVISION

2021 APR -9 A 11:35

ARIZONA CORPORATION  
COMMISSION

DO SAY THAT THIS ANNUAL UTILITY PROPERTY TAX AND SALES TAX REPORT TO THE ARIZONA CORPORATION COMMISSION.

FOR THE YEAR ENDING: 12/31/20

HAS BEEN PREPARED UNDER MY DIRECTION, FROM THE ORIGINAL BOOKS, PAPERS AND RECORDS OF SAID UTILITY; THAT I HAVE CAREFULLY EXAMINED THE SAME, AND DECLARE THE SAME TO BE A COMPLETE AND CORRECT STATEMENT OF BUSINESS AND AFFAIRS OF SAID UTILITY FOR THE PERIOD COVERED BY THIS REPORT IN RESPECT TO EACH AND EVERY MATTER AND THING SET FORTH, TO THE BEST OF MY KNOWLEDGE, INFORMATION AND BELIEF.


Sworn Statement: IN ACCORDANCE WITH THE REQUIREMENTS OF TITLE 40, ARTICLE 8, SECTION 40-401, ARIZONA REVISED STATUTES, IT IS HEREIN REPORTED THAT THE GROSS OPERATING REVENUE OF SAID UTILITY DERIVED FROM ARIZONA INTRASTATE UTILITY OPERATIONS DURING THE CALENDAR YEAR WAS:

Arizona Intrastate Gross Operating Revenues Only (\$)

\$189,399

(The amount in the box above includes

\$10,373 in sales taxes billed or collected)



Don Bohler

signature of owner/official

928-778-1888

telephone no.

SUBSCRIBED AND SWORN TO BEFORE ME A NOTARY PUBLIC  
IN AND FOR THE COUNTY Yavapai

THIS 30<sup>th</sup> DAY OF March 2021  
(month) and (year)

MY COMMISSION EXPIRES 3/30/2021  
(date)

Karen Sue Krejci  
(signature of notary public)

Verification and Sworn Statement (Residential Revenue)

Verification:

State of Arizona I, the undersigned of the  
(state name)

County of (county name): Yavapai  
Name (owner or official) title: DON BOHLER  
Company name: Bradshaw Water Company

DO SAY THAT THIS ANNUAL UTILITY PROPERTY TAX AND SALES TAX REPORT TO THE ARIZONA CORPORATION COMMISSION.

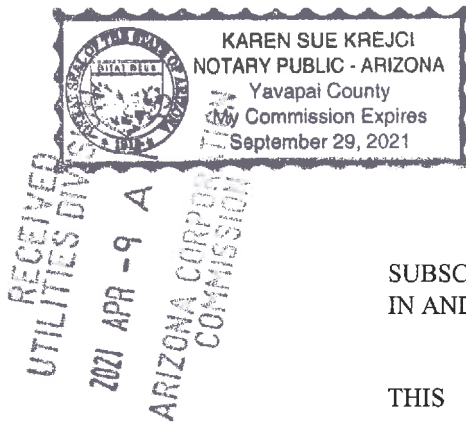
FOR THE YEAR ENDING: 12/31/20

HAS BEEN PREPARED UNDER MY DIRECTION, FROM THE ORIGINAL BOOKS, PAPERS AND RECORDS OF SAID UTILITY; THAT I HAVE CAREFULLY EXAMINED THE SAME, AND DECLARE THE SAME TO BE A COMPLETE AND CORRECT STATEMENT OF BUSINESS AND AFFAIRS OF SAID UTILITY FOR THE PERIOD COVERED BY THIS REPORT IN RESPECT TO EACH AND EVERY MATTER AND THING SET FORTH, TO THE BEST OF MY KNOWLEDGE, INFORMATION AND BELIEF.

Sworn Statement: IN ACCORDANCE WITH THE REQUIREMENTS OF TITLE 40, ARTICLE 8, SECTION 40-401, ARIZONA REVISED STATUTES, IT IS HEREIN REPORTED THAT THE GROSS OPERATING REVENUE OF SAID UTILITY DERIVED FROM ARIZONA INTRASTATE UTILITY OPERATIONS RECEIVED FROM RESIDENTIAL CUSTOMERS DURING THE CALENDAR YEAR WAS:

Arizona Intrastate Gross Operating Revenues Only (\$)

\$189,399  
(The amount in the box above includes  
\$10,373 in sales taxes  
billed or collected)



Don Bohler

signature of owner/official

928-778-1888  
telephone no.

SUBSCRIBED AND SWORN TO BEFORE ME A NOTARY PUBLIC  
IN AND FOR THE COUNTY

Yavapai  
(county name)

THIS

30<sup>th</sup> DAY OF March 2021  
(month) and (year)

MY COMMISSION EXPIRES

3/30/2021  
(date)

Karen Sue Krejci

(signature of notary public)

Bradshaw Water Company  
Annual Report  
for Income Tax Statement of Certification  
12/31/20

for Income Tax Statement of Certification

Verification:


State of Arizona I, the undersigned of the  
(state name)

County of (county name): Yavapai  
Name (owner or official) title: DON BOHLIER  
Company name: Bradshaw Water Company

FOR THE YEAR ENDING: 12/31/20

Sworn Statement:

IN ACCORDANCE WITH THE REQUIREMENTS OF DECISION NO. 77084, BECAUSE THE UTILITY REQUIRES THE GROSS UP OF ADVANCES AND CONTRIBUTIONS, I HEREBY STATE THAT THE UTILITY A NET INCREASE IN CURRENT INCOME TAX EXPENSE OR A DECREASE IN DEFERRED TAX ASSET FOR A CARRY FORWARD ACCORDING TO GAAP IN AN AMOUNT EQUAL TO OR GREATER THAN THE AMOUNT OF THE REQUIRED GROSS UP PAID BY DEVELOPERS IN THE PERIOD COVERED BY THIS ANNUAL REPORT.



*Don Bohler*

signature of owner/official

928-778-1888

telephone no.

SUBSCRIBED AND SWORN TO BEFORE ME A NOTARY PUBLIC  
IN AND FOR THE COUNTY

Yavapai  
(county name)

THIS

30<sup>th</sup>

DAY OF

March 2021  
(month) and (year)

MY COMMISSION EXPIRES

9/29/21  
(date)

*Karen Sue Krejci*  
(signature of notary public)

RECEIVED  
UTILITIES DIVISION  
2021 APR -9 A 11:35  
ARIZONA CORPORATION  
COMMISSION