

APR 18 2019  
RECEIVED  
SECURITY STATION

**ANNUAL REPORT**

Of

Company Name: Bradshaw Water Company

PO Box 12758

Mailing Address:

0

Prescott AZ

86304

Docket No.: W-02476A

For the Year Ended: 12/31/18

**WATER UTILITY**

To

Arizona Corporation Commission

**Due on April 15th**

Email: [rdelafuente@azcc.gov](mailto:rdelafuente@azcc.gov), mail or deliver the completed Annual Report to:

Arizona Corporation Commission

Compliance Section - Utilities Division

1200 West Washington Street

Phoenix, Arizona 85007

Application Type: Original Filing

Application Date: 4/11/2019

4-23-19

ARIZONA CORPORATION COMMISSION  
WATER UTILITY ANNUAL REPORT  
Bradshaw Water Company  
A Class  Utility

1. For the Calendar Year Ended:

2. Address:   
City:  State:  Zip Code:

3. Telephone Number:

4. Date of Original Organization of Utility:

5. Person to whom correspondence should be addressed concerning this report:

Name:   
Telephone No. :   
Address:   
City:  State:  Zip Code:   
Email:

6. On-Site Manager:

Name:   
Telephone No. :   
Address:   
City:  State:  Zip Code:   
Email:

7. Ownership:

8. Counties Served:

Bradshaw Water Company  
 Annual Report  
 Utility Plant in Service (Water)  
 12/31/18

Utility Plant in Service (Water)							
Account No.	Description	Beginning Year Original Cost	Current Year Additions	Current Year Retirements	Adjusted Original Cost	Accumulated Depreciation	OC1.D (OC less AD)
301	Organization	\$0	\$0	\$0	\$0	\$0	\$0
302	Franchises	0	0	0	0	0	0
303	Land and Land Rights	0	0	0	0	0	0
304	Structures and Improvements	20,528	0	0	20,528	17,865	2,663
305	Collecting & Improving Reservoirs	0	0	0	0	0	0
306	Lake, River, Canal Intakes	0	0	0	0	0	0
307	Wells and Springs	37,948	0	0	37,948	26,046	11,902
308	Infiltration Galleries	0	0	0	0	0	0
309	Supply Mains	17,707	3,652	0	21,359	1,373	19,986
310	Power Generation Equipment	0	0	0	0	0	0
311	Pumping Equipment	0	0	0	0	0	0
320	Water Treatment Equipment	0	0	0	0	0	0
320.1	Water Treatment Plants	0	0	0	0	0	0
320.2	Solution Chemical Feeders	0	0	0	0	0	0
320.3	Point-of-Use Treatment Devices	0	0	0	0	0	0
330	Distribution Reservoirs and Standpipes	0	0	0	0	0	0
330.1	Storage Tanks	86,859	0	0	86,859	49,709	37,150
330.2	Pressure Tanks	0	0	0	0	0	0
331	Transmission and Distribution Mains	624,791	0	0	624,791	388,517	236,274
333	Services	22,704	0	0	22,704	18,950	3,754
334	Meters and Meter Installations	9,346	0	0	9,346	9,632	(286)
335	Hydrants	18,907	0	0	18,907	12,909	5,998
336	Backflow Prevention Devices	0	0	0	0	0	0
339	Other Plant and Misc. Equipment	0	0	0	0	0	0
340	Office Furniture and Equipment	0	0	0	0	0	0
340.1	Computer & Software	0	0	0	0	0	0
341	Transportation Equipment	0	0	0	0	0	0
342	Stores Equipment	0	0	0	0	0	0
343	Tools, Shop and Garage Equipment	0	0	0	0	0	0
344	Laboratory Equipment	0	0	0	0	0	0
345	Power Operated Equipment	0	0	0	0	0	0
346	Communication Equipment	0	0	0	0	0	0
347	Miscellaneous Equipment	0	0	0	0	0	0
348	Other Tangible Plant	0	0	0	0	0	0
	<b>Totals</b>	<b>\$838,790</b>	<b>\$3,652</b>	<b>\$0</b>	<b>\$842,442</b>	<b>\$525,001</b>	<b>\$317,441</b>

**Instructions:** Fill out the Grey Cells with the relevant information. Input 0 or none if there is nothing recorded in that account or there is no applicable information to report.

Bradshaw Water Company  
 Annual Report  
 Depreciation Expense for the Current Year (Water)  
 12/31/18

Depreciation Expense for the Current Year (Water)								
Account No.	Description	Beginning Year Original Cost	Current Year Additions	Current Year Retirements	Adjusted Original Cost	Fully Depreciated/Non-depreciable Plant	Depreciation Percentages	Depreciation Expense
301	Organization	\$0	\$0	\$0	\$0	\$0	0.00%	\$0
302	Franchises	0	0	0	0	0	0.00%	0
303	Land and Land Rights	0	0	0	0	0	0.00%	0
304	Structures and Improvements	20,528	0	0	20,528	0	3.33%	684
305	Collecting & Improving Reservoirs	0	0	0	0	0	0.00%	0
306	Lake, River, Canal Intakes	0	0	0	0	0	0.00%	0
307	Wells and Springs	37,948	0	0	37,948	0	3.33%	1,264
308	Infiltration Galleries	0	0	0	0	0	0.00%	0
309	Supply Mains	17,707	3,652	0	21,359	0	2.00%	391
310	Power Generation Equipment	0	0	0	0	0	0.00%	0
311	Pumping Equipment	0	0	0	0	0	0.00%	0
320	Water Treatment Equipment	0	0	0	0	0	0.00%	0
320.1	Water Treatment Plants	0	0	0	0	0	0.00%	0
320.2	Solution Chemical Feeders	0	0	0	0	0	0.00%	0
320.3	Point-of-Use Treatment Devices	0	0	0	0	0	0.00%	0
330	Distribution Reservoirs and Standpipes	0	0	0	0	0	0.00%	0
330.1	Storage Tanks	86,859	0	0	86,859	0	2.22%	1,928
330.2	Pressure Tanks	0	0	0	0	0	0.00%	0
331	Transmission and Distribution Mains	624,791	0	0	624,791	0	2.00%	12,496
333	Services	22,704	0	0	22,704	0	3.33%	756
334	Meters and Meter Installations	9,346	0	0	9,346	0	8.33%	779
335	Hydrants	18,907	0	0	18,907	0	2.00%	378
336	Backflow Prevention Devices	0	0	0	0	0	0.00%	0
339	Other Plant and Misc. Equipment	0	0	0	0	0	0.00%	0
340	Office Furniture and Equipment	0	0	0	0	0	0.00%	0
340.1	Computer & Software	0	0	0	0	0	0.00%	0
341	Transportation Equipment	0	0	0	0	0	0.00%	0
342	Stores Equipment	0	0	0	0	0	0.00%	0
343	Tools, Shop and Garage Equipment	0	0	0	0	0	0.00%	0
344	Laboratory Equipment	0	0	0	0	0	0.00%	0
345	Power Operated Equipment	0	0	0	0	0	0.00%	0
346	Communication Equipment	0	0	0	0	0	0.00%	0
347	Miscellaneous Equipment	0	0	0	0	0	0.00%	0
348	Other Tangible Plant	0	0	0	0	0	0.00%	0
	<b>Subtotal</b>	<b>\$838,790</b>	<b>\$3,652</b>	<b>\$0</b>	<b>\$842,442</b>	<b>\$0</b>		<b>\$18,675</b>

Contribution(s) in Aid of Construction (Gross) \$100,166  
 Less: Non Amortizable Contribution(s) 0  
 Fully Amortized Contribution(s) 0  
 Amortizable Contribution(s) \$100,166  
 Times: Proposed Amortization Rate 2.22%  
**Amortization of CIAC \$2,220**

Less: Amortization of CIAC

**DEPRECIATION EXPENSE**

Instructions: Fill out the Grey Cells with the relevant information. Input 0 or none if there is nothing recorded in that account or there is no applicable information to report

Bradshaw Water Company  
 Annual Report  
 Balance Sheet Assets  
 12/31/18

Balance Sheet Assets				
	Assets		Balance at Beginning of Year (2018)	Balance at End of Year (2018)
Account No.	<b>Current and Accrued Assets</b>			
131	Cash		\$8,475	\$9,588
134	Working Funds		0	0
135	Temporary Cash Investments		0	0
141	Customer Accounts Receivable		12,201	10,299
146	Notes Receivable from Associated Companies		0	0
151	Plant Material and Supplies		866	866
162	Prepayments		0	0
174	Miscellaneous Current and Accrued Assets		0	0
	<b>Total Current and Accrued Assets</b>		<b>\$21,542</b>	<b>\$20,753</b>
Account No.	<b>Fixed Assets</b>			
101	Utility Plant in Service*		\$838,790	\$842,442
103	Property Held for Future Use		0	0
105	Construction Work in Progress		0	0
108	Accumulated Depreciation (enter as negative)*		(502,005)	(525,001)
121	Non-Utility Property		0	0
122	Accumulated Depreciation - Non Utility		0	0
	<b>Total Fixed Assets</b>		<b>\$336,785</b>	<b>\$317,441</b>
	<b>Total Assets</b>		<b>\$358,327</b>	<b>\$338,194</b>

**Instructions:** Fill out the Grey Cells with the relevant information. Input 0 or none if there is nothing recorded in that account or there is no applicable information to report.

\*Note these items feed automatically from AR3 UPIS Page 3

Bradshaw Water Company  
 Annual Report  
 Balance Sheet Liabilities and Owners Equity

Balance Sheet Liabilities and Owners Equity				
	Liabilities		Balance at Beginning of Year (2018)	Balance at End of Year (2018)
Account No.	<b>Current Liabilities</b>			
231	Accounts Payable		\$15,438	\$15,206
232	Notes Payable (Current Portion)		0	0
234	Notes Payable to Associated Companies		0	0
235	Customer Deposits		0	5,781
236	Accrued Taxes		1,262	815
237	Accrued Interest		0	0
242	Miscellaneous Current and Accrued Liabilities		0	7,267
	<b>Total Current Liabilities</b>		<b>\$16,700</b>	<b>\$29,069</b>
	<b>Long Term Debt</b>			
224	Long Term Debt (Notes and Bonds)		\$8,147	\$4,878
	<b>Deferred Credits</b>			
251	Unamortized Premium on Debt		\$0	\$0
252	Advances in Aid of Construction		9,170	9,170
255	Accumulated Deferred Investment Tax Credits		0	0
271	Contributions in Aid of Construction		100,166	100,166
272	Less: Amortization of Contributions		21,153	23,373
281	Accumulated Deferred Income Tax		0	0
	<b>Total Deferred Credits</b>		<b>\$130,489</b>	<b>\$132,709</b>
	<b>Total Liabilities</b>		<b>\$155,336</b>	<b>\$166,656</b>
	<b>Capital Accounts</b>			
201	Common Stock Issued		\$998,500	\$998,500
211	Other Paid-In Capital		0	0
215	Retained Earnings		(724,849)	(756,302)
218	Proprietary Capital (Sole Props and Partnerships)		(70,660)	(70,660)
	<b>Total Capital</b>		<b>\$202,991</b>	<b>\$171,538</b>
	<b>Total Liabilities and Capital</b>		<b>\$358,327</b>	<b>\$338,194</b>

**Instructions:** Fill out the Grey Cells with the relevant information. Input 0 or none if there is nothing recorded in that account or there is no applicable information to report.

**Note:** Total liabilities and Capital must match total assets for the beginning and end of the year!

Bradshaw Water Company  
Annual Report  
Water Comparative Income Statement  
12/31/18

Water Comparative Income Statement			
Account No.	Calendar Year	Current Year 01/01/2018 -	Last Year 01/01/2017 - 12/31/2017
	<b>Operating Revenue</b>		
461	Metered Water Revenue	\$167,697	\$177,789
460	Unmetered Water Revenue	0	0
462	Fire Protection Revenue	0	0
469	Guaranteed Revenues (Surcharges)	0	0
471	Miscellaneous Service Revenues	0	0
474	Other Water Revenue	468	0
	<b>Total Revenues</b>	<b>\$168,165</b>	<b>\$177,789</b>
	<b>Operating Expenses</b>		
601	Salaries and Wages	\$0	\$0
604	Employee Pensions and Benefits	0	0
610	Purchased Water	71,586	67,829
615	Purchased Power	5,986	5,178
618	Chemicals	0	0
620	Materials and Supplies	2,937	5,210
620.1	Repairs and Maintenance	5,265	2,023
620.2	Office Supplies and Expense	6,674	6,946
630	Contractual Services	24,180	0
631	Contractual Services -Engineering	3,415	625
632	Contractual Services - Accounting	525	550
633	Contractual Services - Legal	844	0
634	Contractual Services - Management Fees	26,400	26,550
635	Contractual Services - Water Testing	1,427	676
636	Contractual Services - Other	8,220	22,016
640	Rents	1,174	1,375
641	Rental of Building/Real Property	0	0
642	Rental of Equipment	0	0
650	Transportation Expenses	0	0
657	Insurance - General Liability	3,209	2,900
657.1	Insurance - Health and Life	0	0
665	Regulatory Commission Expense - Rate	0	0
670	Bad Debt Expense	0	0
675	Miscellaneous Expense	0	0
403	Depreciation Expense (From Schedule AR4)	16,454	16,314
408	Taxes Other Than Income	0	0
408.11	Property Taxes	5,820	6,021
409	Income Taxes	50	50
427.1	Customer Security Deposit Interest	323	0
	<b>Total Operating Expenses</b>	<b>\$184,489</b>	<b>\$164,263</b>
	<b>Operating Income / (Loss)</b>	<b>(\$16,324)</b>	<b>\$13,526</b>
	<b>Other Income / (Expense)</b>		
419	Interest and Dividend Income	\$0	\$0
421	Non-Utility Income	0	0
426	Miscellaneous Non-Utility (Expense)	0	0
427	Interest (Expense)	355	869
	<b>Total Other Income / (Expense)</b>	<b>\$355</b>	<b>\$869</b>
	<b>Net Income / (Loss)</b>	<b>(\$15,969)</b>	<b>\$14,395</b>

**Instructions:** Fill out the Grey Cells with the relevant information. Input 0 or none if there is nothing recorded in that account or there is no applicable information to report.

Bradshaw Water Company  
 Annual Report  
 Full time equivalent employees  
 12/31/18

<b>Full time equivalent employees</b>
---------------------------------------

	Direct Company	Outside service	Total
President	0.0	0.0	0.0
Vice-president	0.0	0.0	0.0
Manager	0.0	0.0	0.0
Engineering Staff	0.0	0.0	0.0
System Operator(s)	0.0	0.0	0.0
Meter reader	0.0	0.0	0.0
Customer Service	0.0	0.0	0.0
Accounting	0.0	0.0	0.0
Business Office	0.0	0.0	0.0
Rates Department	0.0	0.0	0.0
Administrative Staff	0.0	0.0	0.0
Other	0.0	0.0	0.0
<b>Total</b>	0.0	0.0	0.0

**Instructions:** Fill out the Grey Cells with the relevant information. Input 0 or none if there is nothing recorded in that account or there is no applicable information to report. A full-time employee is based on 2080 total hours per year. Please calculate partial employees using 2080 hours.



Bradshaw Water Company  
 Annual Report  
 Supplemental Financial Data (Long-Term Debt)  
 12/31/18

Supplemental Financial Data (Long-Term Debt)				
	Loan #1	Loan #2	Loan #3	Loan #4
Date Issued	1/26/2001	N/A	N/A	N/A
Source of Loan	Wifa	N/A	N/A	N/A
ACC Decision No.	62904	N/A	N/A	N/A
Reason for Loan	water tank	N/A	N/A	N/A
Dollar Amt. Issued	\$45,000	N/A	N/A	N/A
Amount Outstanding	\$8,841	N/A	N/A	N/A
Date of Maturity	6/21/2021	N/A	N/A	N/A
Interest Rate	6.30%	N/A	N/A	N/A
Current Year Interest	\$356	N/A	N/A	N/A
Current Year Principal	\$3,270	N/A	N/A	N/A

Meter Deposit Balance at Test Year End:	\$5,156
---	---------

Meter Deposits Refunded During the Test Year:	\$1,411
---	---------

*List all bonds, notes, loans, and other types of indebtedness in which the proceeds were used in the provision of public utility service. Indebtedness incurred for personal uses by the owner of the utility should not be listed. Input 0 or none if there is nothing to report for that cell.*

Well and Water Usage									
Name of the System:		BRADSHAW WATER COMPANY INC							
ADEQ Public Water System Number:		AZ0413141							
ADWR PCC Number:		91-000671.0000							
Well registry 55# (55-XXXXXX)	Pump Horsepower	Pump Yield (gpm)	Casing Depth (feet)	Casing Diameter (inches)	Pump Motor Type **	Year Drilled	Meter Size (inches)	How measured	Active
55-511113	1.5	8	380	6	n/a	1985	5/8 x 2	Metered	No
55-501033	3	23	130	6	n/a	1981	5/8 x 2	Metered	No
55-610663	1.5	10	145	6	n/a	1966	5/8 x 2	Metered	No
55-524180	3	16	690	6	n/a	1989	5/8 x 2	Metered	No
0	0	0	0	0	0	0	0		
0	0	0	0	0	0	0	0		
0	0	0	0	0	0	0	0		
0	0	0	0	0	0	0	0		
0	0	0	0	0	0	0	0		
0	0	0	0	0	0	0	0		
0	0	0	0	0	0	0	0		
0	0	0	0	0	0	0	0		
0	0	0	0	0	0	0	0		
0	0	0	0	0	0	0	0		
0	0	0	0	0	0	0	0		
0	0	0	0	0	0	0	0		
0	0	0	0	0	0	0	0		
0	0	0	0	0	0	0	0		

Name of system water delivered to: \_\_\_\_\_  
 ADWR PCC Number: \_\_\_\_\_  
 Source of water delivered to another system: \_\_\_\_\_

Name of system water received from: PRESCOTT VALLEY WATER DIST  
 ADWR PCC Number: 91-000636.0000  
 Source of water received: Ground Water  
 Well registry 55# (55-XXXXXX): N/A

Month	Water withdrawn (acre ft) <sup>1</sup>	Water sold (acre ft) <sup>2</sup>	Water delivered (sold) to other systems (acre ft) <sup>3</sup>	Water received (purchased) from other systems (acre ft) <sup>4</sup>	Estimated authorized use (acre ft) <sup>5</sup>	Purchased Power Expense <sup>6</sup>	Purchased Power (kWh) <sup>7</sup>
January	3	2	0	3	0	\$516	2,235
February	2	2	0	3	0	431	2,260
March	2	2	0	2	0	446	1,834
April	2	2	0	3	0	450	1,858
May	4	1	0	3	0	560	2,297
June	4	4	0	5	0	571	2,150
July	5	4	0	4	0	524	2,044
August	3	3	0	3	0	417	1,491
September	3	2	0	3	0	470	1,823
October	3	3	0	3	0	410	1,481
November	3	2	0	3	0	598	2,857
December	3	2	0	3	0	599	3,001
Totals	37	32	0	37	0	\$5,986	25,631

If applicable, in the space below please provide a description for all un-metered water use along with amounts:  
 N/A

Instructions: Fill out the Grey Cells with the relevant information. Input 0 or none if there is nothing recorded in that account or there is no applicable information to report.

- 1 Water withdrawn - Total acre feet of water withdrawn from pumped sources.
- 2 Water sold - Total acre feet from customer meters, and other sales such as construction water
- 3 Water delivered (sold) to other systems - Total acre feet of water delivered to other systems
- 4 Water received (purchased) from other systems - Total acre feet of water purchased/received from other systems
- 5 Estimated authorized use - Total estimated acre feet from authorized metered or un-metered use. Authorized uses such as flushing (mains, services and hydrants) draining, cleaning trucks, process, construction, fire fighting, etc. Non-authorized use (real losses) are service line breaks and leaks, water main breaks, meter inaccuracies and theft
- 6 Enter the total purchased power costs for the power meters associated with this system
- 7 Enter the total purchased kWh used by the power meters associated with this system.

**Water Utility Plant Description**

Name of the System:	Bradshaw Water Company
ADEQ Public Water System Number:	13-141
ADWR PCC Number:	N/A

MAINS		
Sizes (inches)	Material	Length (feet)
2.00	PVC	3,550
4.00	PVC	14,459
6.00	PVC	22,548
8.00	PVC	10,744
NA	NA	NA
NA	NA	NA
NA	NA	NA
NA	NA	NA
NA	NA	NA
NA	NA	NA
NA	NA	NA
NA	NA	NA
NA	NA	NA
NA	NA	NA
NA	NA	NA
NA	NA	NA

CUSTOMER
Size (inches)
5/8 X 3/4
1
Compound 4
NA
NA
NA
NA
NA
NA
NA
NA
NA
NA
NA
NA
NA
NA
NA
NA

SERVICE LINES	
Material	Percent of system
PVC	100%
NA	0%
NA	0%
NA	0%
NA	0%

BOOSTER PUMPS		
Horsepower	GPM	Quantity
10	500	2
3	30	1
1 1/2	35	1
7 1/2	100	2

FIRE HYDRANT
Type
Standard *
Other

STORAGE TANKS		
Capacity (gallons)	Material	Quantity
23,000	Steel	1
33,200	Steel	1
47,500	Steel	1
NA	NA	NA
NA	NA	NA
NA	NA	NA

PRESSURE/
Capacity (gallons)
1,000
30
30
NA
NA
NA


METERS	
Quantity	
197	
7	
1	
NA	
NA	
NA	
NA	
NA	
NA	
NA	
NA	
NA	
NA	
NA	
NA	
NA	
NA	
NA	
NA	
NA	

GANTS	
Quantity	
29	
NA	

BLADDER TANKS	
Material	Quantity
Steal	1
Steal	1
Steal	1
NA	N
NA	N
NA	N

Water Utility Plant Description (Continued)
---

For the following three items, list the utility owned assets in each category for each system.

<b>TREATMENT EQUIPMENT:</b>	N/A
---------------------------------	-----

<b>STRUCTURES:</b>	8 Structures
--------------------	--------------

<b>OTHER:</b>	N/A
---------------	-----

Bradshaw Water Company  
 Annual Report  
 Customer and Other Information  
 12/31/18

**Customer and Other Information**

Name of the System:	Bradshaw Water Company
ADEQ Public Water System Number:	13-141
ADWR PCC Number:	N/A

Number of Customers

Month	Single-Family	Multi-Family	Commercial	Turf/Irrigation	Other Non-Residential
January	195	0	0	0	0
February	193	0	0	0	0
March	193	0	0	0	0
April	193	0	0	0	0
May	194	0	0	0	0
June	195	0	0	0	0
July	196	0	0	0	0
August	198	0	0	0	0
September	199	0	0	0	0
October	198	0	0	0	0
November	200	0	0	0	0
December	200	0	0	0	0

If the system has fire hydrants, what is the fire flow requirements?  GPM for  hrs.

Does the system have chlorination treatment?

Does the Company have an ADWR Gallons Per Capita Per Day (GPCPD) requirement?

If yes, provide the GPCPD amount:

Is the Water Utility located in an ADWR Active Management Area (AMA)?

If yes, which AMA?

**Instructions:** Fill out the Grey Cells with the relevant information. Input 0 or none if there is nothing recorded in that account or no applicable information to report. Copy and paste this sheet as many times as is necessary.

Bradshaw Water Company  
Annual Report  
Property Taxes  
12/31/18

Property Taxes	
Amount of actual property taxes paid during Calendar Year 2018 was	\$5,820

If no property taxes paid, explain why.

N/A

**Instructions:** Fill out the Grey Cells with the relevant information. Input 0 or none if there is nothing recorded there is no applicable information to report.

Verification and Sworn Statement (Taxes)

Verification: State of Arizona I, the undersigned of the  
(state name)

County of (county name):

Yavapai

Name (owner or official) title:

Don Bohler

Company name:

Bradshaw Water Company

RECEIVED  
UTILITIES DIVISION  
2019 APR 12 P 12:01  
ARIZONA CORPORATION  
COMMISSION

DO SAY THAT THIS ANNUAL UTILITY PROPERTY TAX AND SALES TAX REPORT TO THE ARIZONA CORPORATION COMMISSION.

FOR THE YEAR ENDING: 12/31/18

HAS BEEN PREPARED UNDER MY DIRECTION, FROM THE ORIGINAL BOOKS, PAPERS AND RECORDS OF SAID UTILITY; THAT I HAVE CAREFULLY EXAMINED THE SAME, AND DECLARE THE SAME TO BE A COMPLETE AND CORRECT STATEMENT OF BUSINESS AND AFFAIRS OF SAID UTILITY FOR THE PERIOD COVERED BY THIS REPORT IN RESPECT TO EACH AND EVERY MATTER AND THING SET FORTH, TO THE BEST OF MY KNOWLEDGE, INFORMATION AND BELIEF.

Sworn Statement: I HEREBY ATTEST THAT ALL PROPERTY TAXES FOR SAID COMPANY ARE CURRENT AND PAID IN FULL.

I HEREBY ATTEST THAT ALL SALES TAXES FOR SAID COMPANY ARE CURRENT AND PAID IN FULL.

Don Bohler

signature of owner/official

928-778-1888

telephone no.

SUBSCRIBED AND SWORN TO BEFORE ME A NOTARY PUBLIC  
IN AND FOR THE COUNTY

THIS


11<sup>th</sup>

DAY OF

Yavapai  
(county name)  
April  
(month) and (year)  
2019

MY COMMISSION EXPIRES

9/29/21  
(date)



Karen Sue Krejci  
(signature of notary public)



Verification and Sworn Statement

Verification:

State of Arizona, the undersigned of the  
(state name)  
County of (county name): Yavapai  
Name (owner or official) title: Don Bohler  
Company name: Bradshaw Water Company

RECEIVED  
UTILITIES DIVISION  
2019 APR 12 P 12:00  
ARIZONA CORPORATION  
COMMISSION

DO SAY THAT THIS ANNUAL UTILITY PROPERTY TAX AND SALES TAX REPORT TO THE ARIZONA CORPORATION COMMISSION.

FOR THE YEAR ENDING: 12/31/18


HAS BEEN PREPARED UNDER MY DIRECTION, FROM THE ORIGINAL BOOKS, PAPERS AND RECORDS OF SAID UTILITY; THAT I HAVE CAREFULLY EXAMINED THE SAME, AND DECLARE THE SAME TO BE A COMPLETE AND CORRECT STATEMENT OF BUSINESS AND AFFAIRS OF SAID UTILITY FOR THE PERIOD COVERED BY THIS REPORT IN RESPECT TO EACH AND EVERY MATTER AND THING SET FORTH, TO THE BEST OF MY KNOWLEDGE, INFORMATION AND BELIEF.

Sworn Statement: IN ACCORDANCE WITH THE REQUIREMENTS OF TITLE 40, ARTICLE 8, SECTION 40-401, ARIZONA REVISED STATUTES, IT IS HEREIN REPORTED THAT THE GROSS OPERATING REVENUE OF SAID UTILITY DERIVED FROM ARIZONA INTRASTATE UTILITY OPERATIONS DURING THE CALENDAR YEAR WAS:

Arizona Intrastate Gross Operating Revenues Only (\$)  
\$168,165  
(The amount in the box above includes  
\$10,965 in sales taxes  
billed or collected)

Don Bohler  
signature of owner/official

928-778-1888  
telephone no.



SUBSCRIBED AND SWORN TO BEFORE ME A NOTARY PUBLIC  
IN AND FOR THE COUNTY Yavapai  
THIS 11<sup>th</sup> DAY OF April 2019  
(month) and (year)  
MY COMMISSION EXPIRES 9-29-21  
(date)

Karen Sue Krejci  
(signature of notary public)

Verification and Sworn Statement (Residential Revenue)

Verification:

State of Arizona I, the undersigned of the  
(state name)

County of (county name):

Yavapai

Name (owner or official) title:

Don Bohler

Company name:

Bradshaw Water Company

ARIZONA  
CORPORATION  
COMMISSION  
UTILITIES DIVISION  
2019 APR 12 P 12:01 PM

DO SAY THAT THIS ANNUAL UTILITY PROPERTY TAX AND SALES TAX REPORT TO THE ARIZONA CORPORATION COMMISSION.

FOR THE YEAR ENDING: 12/31/18

HAS BEEN PREPARED UNDER MY DIRECTION, FROM THE ORIGINAL BOOKS, PAPERS AND RECORDS OF SAID UTILITY; THAT I HAVE CAREFULLY EXAMINED THE SAME, AND DECLARE THE SAME TO BE A COMPLETE AND CORRECT STATEMENT OF BUSINESS AND AFFAIRS OF SAID UTILITY FOR THE PERIOD COVERED BY THIS REPORT IN RESPECT TO EACH AND EVERY MATTER AND THING SET FORTH, TO THE BEST OF MY KNOWLEDGE, INFORMATION AND BELIEF.

Sworn Statement: IN ACCORDANCE WITH THE REQUIREMENTS OF TITLE 40, ARTICLE 8, SECTION 40-401, ARIZONA REVISED STATUTES, IT IS HEREIN REPORTED THAT THE GROSS OPERATING REVENUE OF SAID UTILITY DERIVED FROM ARIZONA INTRASTATE UTILITY OPERATIONS RECEIVED FROM RESIDENTIAL CUSTOMERS DURING THE CALENDAR YEAR WAS:

Arizona Intrastate Gross Operating Revenues Only (\$)

\$168,165

(The amount in the box above includes

\$10,965

in sales taxes billed or collected)

Don Bohler

signature of owner/official

928-778-1888

telephone no.

SUBSCRIBED AND SWORN TO BEFORE ME A NOTARY PUBLIC  
IN AND FOR THE COUNTY Yavapai  
(county name)

THIS


11<sup>th</sup>

DAY OF

April 2019  
(month) and (year)

MY COMMISSION EXPIRES

9/29/21  
(date)



Karen Sue Krejci  
(signature of notary public)

Company

Bradshaw Water Company, INC.

Docket No.:

Name of the System:

Bradshaw Water Company, INC.

ADEQ Public Water System Number: 6204 13-141

ADWR PCC Number:

2018 Utility Shutoffs / Disconnects

Month	Termination without Notice R14-2-410.B	Termination with Notice R14-2-410.C	Other
January	0	0	
February	0	0	
March	0	0	
April	0	0	
May	0	0	
June	0	0	
July	0	0	
August	0	0	
September	0	0	
October	0	0	
November	0	0	
December	0	0	
<b>Total</b>	<b>0</b>	<b>0</b>	<b>0</b>

Other (description):

[Empty box for other description]

**Instructions:** Fill out the Grey Cells with the relevant information. Input 0 or none if there is nothing recorded in that account or there is no applicable information to report.