

ANNUAL REPORT

Of

Company Name: Casa Grande South Water Company
211 N. Florence St., Ste. 107

Mailing Address: Casa Grande AZ
85222

Docket No.: W-03847A
For the Year Ended: 12/31/17

RECEIVED

MAY 15 2018

ARIZONA CORP COMMISSION
UTILITIES DIVISION - DIRECTOR'S OFFICE

WATER UTILITY

To

Arizona Corporation Commission

Due on April 15th

Email: rdelafuente@azcc.gov, mail or deliver the completed Annual Report to:
Arizona Corporation Commission
Compliance Section - Utilities Division
1200 West Washington Street
Phoenix, Arizona 85007

Application Type: Original Filing
Application Date: 5/9/2018

EXTENSION REQUEST ATTACHED.

5-25-18

ARIZONA CORPORATION COMMISSION
WATER UTILITY ANNUAL REPORT
Casa Grande South Water Company
A Class E Utility

1. For the Calendar Year Ended:

2. Address:
City: State: Zip Code:

3. Telephone Number:

4. Date of Original Organization of Utility:

5. Person to whom correspondence should be addressed concerning this report:

Name:
Telephone No. :
Address:
City: State: Zip Code:
Email:

6. On-Site Manager:

Name:
Telephone No. :
Address:
City: State: Zip Code:
Email:

7. Ownership:

8. Counties Served:

Casa Grande South Water Company
 Annual Report
 Utility Plant in Service (Water)
 12/31/17

Utility Plant in Service (Water)							
Account No.	Description	Beginning Year Original Cost	Current Year Additions	Current Year Retirements	Adjusted Original Cost	Accumulated Depreciation	OCLD (OC less AD)
301	Organization	\$0	\$0	\$0	\$0	\$0	\$0
302	Franchises	0	0	0	0	0	0
303	Land and Land Rights	0	0	0	0	0	0
304	Structures and Improvements	0	0	0	0	0	0
305	Collecting & Improving Reservoirs	0	0	0	0	0	0
306	Lake, River, Canal Intakes	0	0	0	0	0	0
307	Wells and Springs	0	0	0	0	0	0
308	Infiltration Galleries	0	0	0	0	0	0
309	Supply Mains	0	0	0	0	0	0
310	Power Generation Equipment	0	0	0	0	0	0
311	Pumping Equipment	0	0	0	0	0	0
320	Water Treatment Equipment	0	0	0	0	0	0
320.1	Water Treatment Plants	0	0	0	0	0	0
320.2	Solution Chemical Feeders	0	0	0	0	0	0
320.3	Point-of-Use Treatment Devices	0	0	0	0	0	0
330	Distribution Reservoirs and Standpipes	0	0	0	0	0	0
330.1	Storage Tanks	0	0	0	0	0	0
330.2	Pressure Tanks	0	0	0	0	0	0
331	Transmission and Distribution Mains	32,759	0	0	32,759	21,106	11,653
333	Services	0	0	0	0	0	0
334	Meters and Meter Installations	0	0	0	0	0	0
335	Hydrants	0	0	0	0	0	0
336	Backflow Prevention Devices	0	0	0	0	0	0
339	Other Plant and Misc. Equipment	0	0	0	0	0	0
340	Office Furniture and Equipment	0	0	0	0	0	0
340.1	Computer & Software	505	0	0	505	403	102
341	Transportation Equipment	0	0	0	0	0	0
342	Stores Equipment	0	0	0	0	0	0
343	Tools, Shop and Garage Equipment	0	0	0	0	0	0
344	Laboratory Equipment	0	0	0	0	0	0
345	Power Operated Equipment	0	0	0	0	0	0
346	Communication Equipment	0	0	0	0	0	0
347	Miscellaneous Equipment	0	0	0	0	0	0
348	Other Tangible Plant	0	0	0	0	0	0
	Totals	\$33,264	\$0	\$0	\$33,264	\$21,509	\$11,755

Instructions: Fill out the Grey Cells with the relevant information. Input 0 or none if there is nothing recorded in that account or there is no applicable information to report.

Casa Grande South Water Company
 Annual Report
 Depreciation Expense for the Current Year (Water)
 12/31/17

Depreciation Expense for the Current Year (Water)								
Account No.	Description	Beginning Year Original Cost	Current Year Additions	Current Year Retirements	Adjusted Original Cost	Fully Depreciated/Non-depreciable Plant	Depreciation Percentages	Depreciation Expense
301	Organization	\$0	\$0	\$0	\$0	\$0	0.00%	\$0
302	Franchises	0	0	0	0	0	0.00%	0
303	Land and Land Rights	0	0	0	0	0	0.00%	0
304	Structures and Improvements	0	0	0	0	0	0.00%	0
305	Collecting & Improving Reservoirs	0	0	0	0	0	0.00%	0
306	Lake, River, Canal Intakes	0	0	0	0	0	0.00%	0
307	Wells and Springs	0	0	0	0	0	0.00%	0
308	Infiltration Galleries	0	0	0	0	0	0.00%	0
309	Supply Mains	0	0	0	0	0	0.00%	0
310	Power Generation Equipment	0	0	0	0	0	0.00%	0
311	Pumping Equipment	0	0	0	0	0	0.00%	0
320	Water Treatment Equipment	0	0	0	0	0	0.00%	0
320.1	Water Treatment Plants	0	0	0	0	0	0.00%	0
320.2	Solution Chemical Feeders	0	0	0	0	0	0.00%	0
320.3	Point-of-Use Treatment Devices	0	0	0	0	0	0.00%	0
330	Distribution Reservoirs and Standpipes	0	0	0	0	0	0.00%	0
330.1	Storage Tanks	0	0	0	0	0	0.00%	0
330.2	Pressure Tanks	0	0	0	0	0	0.00%	0
331	Transmission and Distribution Mains	32,759	0	0	32,759	0	5.00%	1,638
333	Services	0	0	0	0	0	0.00%	0
334	Meters and Meter Installations	0	0	0	0	0	0.00%	0
335	Hydrants	0	0	0	0	0	0.00%	0
336	Backflow Prevention Devices	0	0	0	0	0	0.00%	0
339	Other Plant and Misc. Equipment	0	0	0	0	0	0.00%	0
340	Office Furniture and Equipment	0	0	0	0	0	0.00%	0
340.1	Computer & Software	505	0	0	505	0	5.00%	25
341	Transportation Equipment	0	0	0	0	0	0.00%	0
342	Stores Equipment	0	0	0	0	0	0.00%	0
343	Tools, Shop and Garage Equipment	0	0	0	0	0	0.00%	0
344	Laboratory Equipment	0	0	0	0	0	0.00%	0
345	Power Operated Equipment	0	0	0	0	0	0.00%	0
346	Communication Equipment	0	0	0	0	0	0.00%	0
347	Miscellaneous Equipment	0	0	0	0	0	0.00%	0
348	Other Tangible Plant	0	0	0	0	0	0.00%	0
	Subtotal	\$33,264	\$0	\$0	\$33,264	\$0		\$1,663

Contribution(s) in Aid of Construction (Gross) \$0
 Less: Non Amortizable Contribution(s) 0
 Fully Amortized Contribution(s) 0
 Amortizable Contribution(s) \$0
 Times: Proposed Amortization Rate 5.00%
Amortization of CIAC \$0

Less: Amortization of CIAC

DEPRECIATION EXPENSE

Instructions: Fill out the Grey Cells with the relevant information. Input 0 or none if there is nothing recorded in that account or there is no applicable information to report.

**Andersen & Sarnowski, P.C.
Certified Public Accountants
550 E. Cottonwood Lane, Suite C
Casa Grande, Arizona 85122**

To the Board of Directors
Casa Grande South Water Company
Casa Grande, Arizona 85122

Management is responsible for the accompanying financial statements of Casa Grande South Water Company (a corporation), which comprise the balance sheets as of January 1, 2017 and December 31, 2017 and the related comparative statements of income and expense for the years then ended included in the accompanying prescribed form. We have performed the compilation engagement in accordance with Statements on Standards for Accounting and Review Services promulgated by the Accounting and Review Services Committee of the AICPA. We did not audit or review the financial statements nor were we required to perform any procedures to verify the accuracy or completeness of the information provided by management. Accordingly, we do not express an opinion, a conclusion, nor provide any form of assurance on these financial statements.

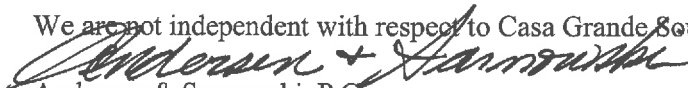
The financial statements included in the accompanying prescribed form are intended to comply with the requirements of the Arizona Corporation Commission and are not intended to be a presentation in accordance with accounting principles generally accepted in the United States of America.

All other information contained in the accompanying prescribed form has been presented for purposes of additional analysis and is not a required part of the basic financial statements. This information is the representation of management. The information included on pages 2-4, 8, and 13-16 was subject to our compilation engagement, however, we have not audited or reviewed the supplementary information and accordingly, we do not express an opinion or provide any assurance on it. The supplementary information included on pages 9-12 was not audited, reviewed, or compiled by us and accordingly, we do not express an opinion or any assurance on it.

No provision has been made for deferred income taxes. For rate making purposes, income tax expense is reported as the actual income tax reported for federal income tax purposes. The effect of this departure on the financial position and results of operations have not been determined by management.

The report is intended solely for the information and use of the Arizona Corporation Commission and is not intended to be and should not be used by anyone other than this specified party.

We are not independent with respect to Casa Grande South Water Company.


Andersen & Sarnowski, P.C.

May 9, 2018

Casa Grande South Water Company
 Annual Report
 Balance Sheet Assets
 12/31/17

Balance Sheet Assets				
	Assets		Balance at Beginning of Year (2017)	Balance at End of Year (2017)
Account No.	Current and Accrued Assets			
131	Cash		\$4,847	\$927
134	Working Funds			
135	Temporary Cash Investments			
141	Customer Accounts Receivable		1,792	6,284
146	Notes Receivable from Associated Companies			
151	Plant Material and Supplies			
162	Prepayments		650	800
174	Miscellaneous Current and Accrued Assets			
	Total Current and Accrued Assets		\$7,289	\$8,011
Account No.	Fixed Assets			
101	Utility Plant in Service*		\$33,264	\$33,264
103	Property Held for Future Use			
105	Construction Work in Progress			
108	Accumulated Depreciation (enter as negative)*		(19,845)	(21,509)
121	Non-Utility Property			
122	Accumulated Depreciation - Non Utility			
	Total Fixed Assets		\$13,419	\$11,755
	Total Assets		\$20,708	\$19,766

Instructions: Fill out the Grey Cells with the relevant information. Input 0 or none if there is nothing recorded in that account or there is no applicable information to report.

*Note these items feed automatically from AR3 UPIS Page 3

Casa Grande South Water Company
Annual Report
Balance Sheet Liabilities and Owners Equity

Balance Sheet Liabilities and Owners Equity				
	Liabilities		Balance at Beginning of Year (2017)	Balance at End of Year (2017)
Account No.	Current Liabilities			
231	Accounts Payable		\$36	\$560
232	Notes Payable (Current Portion)			
234	Notes Payable to Associated Companies		13,439	14,639
235	Customer Deposits		240	240
236	Accrued Taxes		3,066	2,325
237	Accrued Interest			
242	Miscellaneous Current and Accrued Liabilities			
	Total Current Liabilities		\$16,781	\$17,764
	Long Term Debt			
224	Long Term Debt (Notes and Bonds)		\$3,820	\$0
	Deferred Credits			
251	Unamortized Premium on Debt			
252	Advances in Aid of Construction			
255	Accumulated Deferred Investment Tax Credits			
271	Contributions in Aid of Construction			
272	Less: Amortization of Contributions			
281	Accumulated Deferred Income Tax			
	Total Deferred Credits		\$0	\$0
	Total Liabilities		\$20,601	\$17,764
	Capital Accounts			
201	Common Stock Issued		\$100	\$100
211	Other Paid-In Capital		100	100
215	Retained Earnings		(93)	1,802
218	Proprietary Capital (Sole Props and Partnerships)			
	Total Capital		\$107	\$2,002
	Total Liabilities and Capital		\$20,708	\$19,766

Instructions: Fill out the Grey Cells with the relevant information. Input 0 or none if there is nothing recorded in that account or there is no applicable information to report.

Note: Total liabilities and Capital must match total assets for the beginning and end of the year!

Casa Grande South Water Company
Annual Report
Water Comparative Income Statement
12/31/17

Water Comparative Income Statement			
Account No.	Calendar Year	Current Year 01/01/2017 - 12/31/2017	Last Year 01/01/2016 - 12/31/2016
	Operating Revenue		
461	Metered Water Revenue	\$69,185	\$58,676
460	Unmetered Water Revenue	0	0
462	Fire Protection Revenue	0	0
469	Guaranteed Revenues (Surcharges)	0	0
471	Miscellaneous Service Revenues	0	0
474	Other Water Revenue	(80)	(124)
	Total Revenues	\$69,105	\$58,552
	Operating Expenses		
601	Salaries and Wages	\$0	\$0
604	Employee Pensions and Benefits	0	0
610	Purchased Water	28,139	22,473
615	Purchased Power	0	0
618	Chemicals	0	0
620	Materials and Supplies	0	0
620.1	Repairs and Maintenance	8,023	4,944
620.2	Office Supplies and Expense	1,200	1,200
630	Contractual Services	11,004	11,004
631	Contractual Services -Engineering		0
632	Contractual Services - Accounting	3,397	4,060
633	Contractual Services - Legal		0
634	Contractual Services - Management Fees		0
635	Contractual Services - Water Testing	465	565
636	Contractual Services - Other		0
640	Rents		0
641	Rental of Building/Real Property	2,148	2,148
642	Rental of Equipment		0
650	Transportation Expenses		0
657	Insurance - General Liability	957	1,913
657.1	Insurance - Health and Life		0
665	Regulatory Commission Expense - Rate		0
670	Bad Debt Expense		0
675	Miscellaneous Expense	2,180	2,428
403	Depreciation Expense (From Schedule AR4)	1,663	1,663
408	Taxes Other Than Income	4,359	3,572
408.11	Property Taxes	2,463	2,453
409	Income Taxes	50	50
427.1	Customer Security Deposit Interest		0
	Total Operating Expenses	\$66,048	\$58,473
	Operating Income / (Loss)	\$3,057	\$79
	Other Income / (Expense)		
419	Interest and Dividend Income	\$0	\$0
421	Non-Utility Income	33	31
426	Miscellaneous Non-Utility (Expense)	(1,000)	0
427	Interest (Expense)	(195)	(236)
	Total Other Income / (Expense)	(\$1,162)	(\$205)
	Net Income / (Loss)	\$1,895	(\$126)

Instructions: Fill out the Grey Cells with the relevant information. Input 0 or none if there is nothing recorded in that account or there is no applicable information to report.

Casa Grande South Water Company
 Annual Report
 Supplemental Financial Data (Long-Term Debt)
 12/31/17

Supplemental Financial Data (Long-Term Debt)				
	Loan #1	Loan #2	Loan #3	Loan #4
Date Issued	11/1/2000	NA	NA	NA
Source of Loan	USDA	NA	NA	NA
ACC Decision No.		NA	NA	NA
Reason for Loan	Back Taxes	NA	NA	NA
Dollar Amt. Issued	\$13,350	NA	NA	NA
Amount Outstanding	\$0	NA	NA	NA
Date of Maturity	11/1/2020	NA	NA	NA
Interest Rate	5.50%	NA	NA	NA
Current Year Interest	\$195	NA	NA	NA
Current Year Principal	\$3,820	NA	NA	NA

Meter Deposit Balance at Test Year End:	\$240
---	-------

Meter Deposits Refunded During the Test Year:	\$0
---	-----

List all bonds, notes, loans, and other types of indebtedness in which the proceeds were used in the provision of public utility service. Indebtedness incurred for personal uses by the owner of the utility should not be listed. Input 0 or none if there is nothing to report for that cell.

Water Utility Plant Description (Continued)			CUSTOMER METERS	
MAINS			Size (inches)	Quantity
Sizes (inches)	Material	Length (feet)		
2.00	PVC	1,320	5/8 X 3/4	0
3.00	PVC	2,000	0.75	64
4.00	PVC	4,200	1	2
5.00	NA	N/A	1.5	2
6.00	Transite	19,800	Compound 2	1
8.00	NA	NA	Turbine 2	1
10.00	NA	NA	Compound 3	0
12.00	NA	NA	Turbine 3	0
			Compound 4	0
			Turbine 5	0
			Compound 6	0
			Turbine 6	0
			8	0

For the following three items, list the utility owned assets in each category for each system.

TREATMENT EQUIPMENT:	None
STRUCTURES:	Back Flow Assembly 6"
OTHER:	N/A

Instructions: Fill out the Grey Cells with the relevent information. Input 0 or none if there is nothing recorded in that account or there is no applicable information to report. Copy and paste this sheet as many times as is necessary.

Water Use Data Sheet							
Name of the System:		0					
ADEQ Public Water System Number:		0					
Month	Number of Customers	Gallons Sold (thousands) ¹	Gallons Pumped (thousands) ²	Gallons Purchased (thousands) ³	Estimated Gallons Authorized Use (thousands) ⁴	Purchased Power Expense ⁵	Purchased Power (kWh) ⁶
January	65	653,870	0	727,000	NA	NA	NA
February	65	592,273	0	648,000	NA	NA	NA
March	65	680,688	0	733,000	NA	NA	NA
April	65	934,190	0	1,116,000	NA	NA	NA
May	67	923,880	0	1,099,000	NA	NA	NA
June	66	1,286,810	0	1,563,000	NA	NA	NA
July	67	1,419,240	0	1,638,000	NA	NA	NA
August	67	1,113,330	0	1,226,000	NA	NA	NA
September	67	1,191,412	0	1,239,000	NA	NA	NA
October	67	1,170,240	0	1,252,000	NA	NA	NA
November	67	1,137,510	0	1,193,000	NA	NA	NA
December	69	1,078,630	0	595,000	NA	NA	NA
Totals		12,182,073	0	13,029,000	0	\$0	0

If the system has fire hydrants, what is the fire flow requirements? GPM for hrs.

Does the system have chlorination treatment?

Is the Water Utility located in an ADWR Active Management Area (AMA)?
 If yes, which AMA?

Does the Company have an ADWR Gallons Per Capita Per Day (GPCPD) requirement?
 If yes, provide the GPCPD amount:

If applicable, in the space below please provide a description for all un-metered water use along with amounts:
 N/A

Instructions: Fill out the Grey Cells with the relevant information. Input 0 or none if there is nothing recorded in that account or there is no applicable information to report.

- 1 Gallons sold - Total gallons from customer meters, and other sold gallons such as Construction water.
- 2 Gallons pumped - Total gallons from pumped sources.
- 3 Gallons purchased - Total gallons purchased from other sources.
- 4 Estimated gallons authorized use - Total estimated gallons from authorized metered or unmetered use. Authorized use such as flushing (mains, services and hydrants) draining/cleaning tanks, process, construction, fire fighting, etc.
- 5 Enter the total purchased power costs for the power meters associated with this system.
- 6 Enter the total purchased kWh used by the power meters associated with this system.

Casa Grande South Water Company
 Annual Report
 Utility Shutoffs / Disconnects
 12/31/17

ADEQ System No. :	0
-------------------	---

Utility Shutoffs / Disconnects			
Month	Termination without Notice R14-2-410.B	Termination with Notice R14-2-410.C	Other
January	0	0	0
February	0	0	0
March	0	1	0
April	0	0	0
May	0	0	0
June	0	1	0
July	0	0	0
August	0	0	0
September	0	0	0
October	0	0	0
November	0	0	0
December	0	0	0
Total	0	2	0

Other (description):

N/A

Instructions: Fill out the Grey Cells with the relevent information. Input 0 or none if there is nothing recorded in that account or there is no applicable information to report.

Property Taxes

Amount of actual property taxes paid during Calendar Year 2017 was

\$2,463

If no property taxes paid, explain why.

N/A

Instructions: Fill out the Grey Cells with the relevant information. Input 0 or none if there is nothing recorded in that account or there is no applicable information to report.

RECEIVED

MAY 15 2018

ARIZONA CORPORATION COMMISSION
UTILITIES DIVISION - DIRECTOR'S OFFICE

Verification and Sworn Statement (Taxes)

Verification: State of Arizona I, the undersigned of the
(state name)

County of (county name): Pinal
Name (owner or official) title: Mike Bogle, Fiduciary Agent J. Little Estate
Company name: Casa Grande South Water Company


DO SAY THAT THIS ANNUAL UTILITY PROPERTY TAX AND SALES TAX REPORT TO THE ARIZONA CORPORATION COMMISSION.

FOR THE YEAR ENDING: 12/31/17

HAS BEEN PREPARED UNDER MY DIRECTION, FROM THE ORIGINAL BOOKS, PAPERS AND RECORDS OF SAID UTILITY; THAT I HAVE CAREFULLY EXAMINED THE SAME, AND DECLARE THE SAME TO BE A COMPLETE AND CORRECT STATEMENT OF BUSINESS AND AFFAIRS OF SAID UTILITY FOR THE PERIOD COVERED BY THIS REPORT IN RESPECT TO EACH AND EVERY MATTER AND THING SET FORTH, TO THE BEST OF MY KNOWLEDGE, INFORMATION AND BELIEF.

Sworn Statement: I HEREBY ATTEST THAT ALL PROPERTY TAXES FOR SAID COMPANY ARE CURRENT AND PAID IN FULL.

I HEREBY ATTEST THAT ALL SALES TAXES FOR SAID COMPANY ARE CURRENT AND PAID IN FULL.



[Signature]
signature of owner/official

480-985-0936 x207
telephone no.

SUBSCRIBED AND SWORN TO BEFORE ME A NOTARY PUBLIC
IN AND FOR THE COUNTY

THIS 14 DAY OF Maricopa
May 2018
(month) and (year)

MY COMMISSION EXPIRES 1/29/2019
(date)

[Signature]
(signature of notary public)

RECEIVED

MAY 15 2018

ARIZONA CORP COMMISSION
UTILITIES DIVISION - DIRECTOR'S OFFICE

Verification and Sworn Statement

Verification:

State of Arizona I, the undersigned of the
(state name)
County of (county name): Pinal
Name (owner or official) title: Mike Bogle, Fiduciary Agent J. Little Estate
Company name: Casa Grande South Water Company

DO SAY THAT THIS ANNUAL UTILITY PROPERTY TAX AND SALES TAX REPORT TO THE ARIZONA CORPORATION COMMISSION.

FOR THE YEAR ENDING: 12/31/17

HAS BEEN PREPARED UNDER MY DIRECTION, FROM THE ORIGINAL BOOKS, PAPERS AND RECORDS OF SAID UTILITY; THAT I HAVE CAREFULLY EXAMINED THE SAME, AND DECLARE THE SAME TO BE A COMPLETE AND CORRECT STATEMENT OF BUSINESS AND AFFAIRS OF SAID UTILITY FOR THE PERIOD COVERED BY THIS REPORT IN RESPECT TO EACH AND EVERY MATTER AND THING SET FORTH, TO THE BEST OF MY KNOWLEDGE, INFORMATION AND BELIEF.

Sworn Statement: IN ACCORDANCE WITH THE REQUIREMENTS OF TITLE 40, ARTICLE 8, SECTION 40-401, ARIZONA REVISED STATUTES, IT IS HEREIN REPORTED THAT THE GROSS OPERATING REVENUE OF SAID UTILITY DERIVED FROM ARIZONA INTRASTATE UTILITY OPERATIONS DURING THE CALENDAR YEAR WAS:


Arizona Intrastate Gross Operating Revenues Only (\$)

\$69,185

(The amount in the box above includes

\$4,359 in sales taxes

billed or collected)



[Handwritten Signature]

signature of owner/official

480.985.0936 x 207

telephone no.

SUBSCRIBED AND SWORN TO BEFORE ME A NOTARY PUBLIC
IN AND FOR THE COUNTY

THIS

14

DAY OF

Maricopa

(county name)

May 2018

(month) and (year)

MY COMMISSION EXPIRES

1/29/2019

(date)

[Handwritten Signature]

(signature of notary public)

RECEIVED
MAY 15 2018

ARIZONA CORP COMMISSION
UTILITIES DIVISION - DIRECTOR'S OFFICE

Verification and Sworn Statement (Residential Revenue)

Verification:

State of Arizona I, the undersigned of the
(state name)

County of (county name):

Name (owner or official) title:

Company name:

Maricopa
MIKE SWEL, FIDUCIARY AGENT
Casa Grande South Water Company

LITTLE ESTATE

DO SAY THAT THIS ANNUAL UTILITY PROPERTY TAX AND SALES TAX REPORT TO THE ARIZONA CORPORATION COMMISSION.

FOR THE YEAR ENDING: 12/31/17

HAS BEEN PREPARED UNDER MY DIRECTION, FROM THE ORIGINAL BOOKS, PAPERS AND RECORDS OF SAID UTILITY; THAT I HAVE CAREFULLY EXAMINED THE SAME, AND DECLARE THE SAME TO BE A COMPLETE AND CORRECT STATEMENT OF BUSINESS AND AFFAIRS OF SAID UTILITY FOR THE PERIOD COVERED BY THIS REPORT IN RESPECT TO EACH AND EVERY MATTER AND THING SET FORTH, TO THE BEST OF MY KNOWLEDGE, INFORMATION AND BELIEF.

Sworn Statement: IN ACCORDANCE WITH THE REQUIREMENTS OF TITLE 40, ARTICLE 8, SECTION 40-401, ARIZONA REVISED STATUTES, IT IS HEREIN REPORTED THAT THE GROSS OPERATING REVENUE OF SAID UTILITY DERIVED FROM ARIZONA INTRASTATE UTILITY OPERATIONS RECEIVED FROM RESIDENTIAL CUSTOMERS DURING THE CALENDAR YEAR WAS:

Arizona Intrastate Gross Operating Revenues Only (\$)

\$69,185

(The amount in the box above includes

\$4,359 in sales taxes
billed or collected)



[Signature]
signature of owner/official

480-985-0936 x207
telephone no.

SUBSCRIBED AND SWORN TO BEFORE ME A NOTARY PUBLIC
IN AND FOR THE COUNTY

Maricopa
(county name)

THIS 14

DAY OF May 2018
(month) and (year)

MY COMMISSION EXPIRES 1/29/2019
(date)

[Signature]
(signature of notary public)