

RECEIVED  
UTILITIES DIVISION  
2020 JUN 16 P 1:26  
ARIZONA CORPORATION  
COMMISSION

**ANNUAL REPORT**

Of

Company Name: **Casa Grande South Water Company**  
211 N. Florence St., Ste. 107

Mailing Address: Casa Grande AZ  
85222

Docket No.: W-03847A  
For the Year Ended: 12/31/19

**WATER UTILITY**

To

Arizona Corporation Commission

**Due on April 15th**

Email: [rdefafuente@azcc.gov](mailto:rdefafuente@azcc.gov), mail or deliver the completed Annual Report to:  
Arizona Corporation Commission  
Compliance Section - Utilities Division  
1200 West Washington Street  
Phoenix, Arizona 85007

Application Type: Original Filing  
Application Date: 6/11/2020

ARIZONA CORPORATION COMMISSION  
WATER UTILITY ANNUAL REPORT  
Casa Grande South Water Company  
A Class  Utility

For the Calendar Year Ended: 12/31/19

Primary Address: 

211 N Florence St Suite 107			
City:	Casa Grande	State:	Arizona
Zip Code:	85122		

Telephone Number: 

520-836-0267
--------------

Date of Original Organization of Utility: 

Unknown
---------

Name: 

Bobby Gordon
--------------

  
Telephone No. : 

520-560-7831
--------------

  
Address: 

211 N. Florence St. Suite 107			
City:	Casa Grande	State:	Arizona
Zip Code:	85122		

  
Email: 

<a href="mailto:gordon.bobby@yahoo.com">gordon.bobby@yahoo.com</a>
--

Name: 

Mike Bogle
------------

  
Telephone No. : 

480-985-0936
--------------

  
Address: 

7165 E University Dr. Sutic 171			
City:	Mesa	State:	Arizona
Zip Code:	85207		

  
Email: 

<a href="mailto:mbogle@evfsinc.com">mbogle@evfsinc.com</a>
--

Name: 

N/A
-----

  
Telephone No. : 

N/A
-----

  
Address: 

N/A			
City:	N/A	State:	Arizona
Zip Code:	N/A		

  
Email: 

N/A
-----

Name: 

N/A
-----

  
Telephone No. : 

N/A
-----

  
Address: 

N/A			
City:	N/A	State:	Arizona
Zip Code:	N/A		

  
Email: 

N/A
-----

Name: 

N/A
-----

  
Telephone No. : 

N/A
-----

  
Address: 

N/A			
City:	N/A	State:	Arizona
Zip Code:	N/A		

  
Email: 

N/A
-----

Ownership: 

"C" Corporation
-----------------

Counties Served: 

Pinal
-------

ARIZONA CORPORATION COMMISSION  
WATER UTILITY ANNUAL REPORT  
Casa Grande South Water Company

<b>Important changes during the year</b>
--

	For those companies not subject to the affiliated interest rules, has there been a change in ownership or direct control during the year?
	If yes, please provide specific details in the box below.
	No Change

	Has the company been notified by any other regulatory authorities during the year, that they are out of compliance?
	If yes, please provide specific details in the box below.
	No

Casa Grande South Water Company  
Annual Report  
Utility Plant in Service (Water)  
12/31/19

Utility Plant in Service (Water)							
Account No.	Description	Beginning Year Original Cost	Current Year Additions	Current Year Retirements	Adjusted Original Cost	Accumulated Depreciation	OC.LD (OC less AD)
301	Organization	\$0	\$0	\$0	\$0	\$0	\$0
302	Franchises	0	0	0	0	0	0
303	Land and Land Rights	0	0	0	0	0	0
304	Structures and Improvements	0	0	0	0	0	0
305	Collecting & Improving Reservoirs	0	0	0	0	0	0
306	Lake, River, Canal Intakes	0	0	0	0	0	0
307	Wells and Springs	0	0	0	0	0	0
308	Infiltration Galleries	0	0	0	0	0	0
309	Supply Mains	0	0	0	0	0	0
310	Power Generation Equipment	0	0	0	0	0	0
311	Pumping Equipment	0	0	0	0	0	0
320	Water Treatment Equipment	0	0	0	0	0	0
320.1	Water Treatment Plants	0	0	0	0	0	0
320.2	Solution Chemical Feeders	0	0	0	0	0	0
320.3	Point-of-Use Treatment Devices	0	0	0	0	0	0
330	Distribution Reservoirs and Standpipes	0	0	0	0	0	0
330.1	Storage Tanks	0	0	0	0	0	0
330.2	Pressure Tanks	0	0	0	0	0	0
331	Transmission and Distribution Mains	32,759	0	0	32,759	24,382	8,377
333	Services	0	0	0	0	0	0
334	Meters and Meter Installations	0	0	0	0	0	0
335	Hydrants	0	0	0	0	0	0
336	Backflow Prevention Devices	0	0	0	0	0	0
339	Other Plant and Misc. Equipment	0	0	0	0	0	0
340	Office Furniture and Equipment	0	0	0	0	0	0
340.1	Computer & Software	505	0	0	505	453	52
341	Transportation Equipment	0	0	0	0	0	0
342	Stores Equipment	0	0	0	0	0	0
343	Tools, Shop and Garage Equipment	0	0	0	0	0	0
344	Laboratory Equipment	0	0	0	0	0	0
345	Power Operated Equipment	0	0	0	0	0	0
346	Communication Equipment	0	0	0	0	0	0
347	Miscellaneous Equipment	0	0	0	0	0	0
348	Other Tangible Plant	0	0	0	0	0	0
	<b>Totals</b>	<b>\$33,264</b>	<b>\$0</b>	<b>\$0</b>	<b>\$33,264</b>	<b>\$24,835</b>	<b>\$8,429</b>

Casa Grande South Water Company  
Annual Report  
Depreciation Expense for the Current Year (Water)  
12/31/19

Depreciation Expense for the Current Year (Water)									
Account No.	Description	Beginning Year Original Cost	Current Year Additions	Current Year Retirements	Adjusted Original Cost	Fully Depreciated/Non-depreciable Plant	Depreciable Plant	Depreciation Percentages	Depreciation Expense
301	Organization	\$0	\$0	\$0	\$0	\$0	\$0	0.00%	\$0
302	Franchises	0	0	0	0	0	0	0.00%	0
303	Land and Land Rights	0	0	0	0	0	0	0.00%	0
304	Structures and Improvements	0	0	0	0	0	0	0.00%	0
305	Collecting & Improving Reservoirs	0	0	0	0	0	0	0.00%	0
306	Lake, River, Canal Intakes	0	0	0	0	0	0	0.00%	0
307	Wells and Springs	0	0	0	0	0	0	0.00%	0
308	Infiltration Galleries	0	0	0	0	0	0	0.00%	0
309	Supply Mains	0	0	0	0	0	0	0.00%	0
310	Power Generation Equipment	0	0	0	0	0	0	0.00%	0
311	Pumping Equipment	0	0	0	0	0	0	0.00%	0
320	Water Treatment Equipment	0	0	0	0	0	0	0.00%	0
320.1	Water Treatment Plants	0	0	0	0	0	0	0.00%	0
320.2	Solution Chemical Feeders	0	0	0	0	0	0	0.00%	0
320.3	Point-of-Use Treatment Devices	0	0	0	0	0	0	0.00%	0
330	Distribution Reservoirs and Standpipes	0	0	0	0	0	0	0.00%	0
330.1	Storage Tanks	0	0	0	0	0	0	0.00%	0
330.2	Pressure Tanks	0	0	0	0	0	0	0.00%	0
331	Transmission and Distribution Mains	32,759	0	0	32,759	0	32,759	5.00%	1,638
333	Services	0	0	0	0	0	0	0.00%	0
334	Meters and Meter Installations	0	0	0	0	0	0	0.00%	0
335	Hydrants	0	0	0	0	0	0	0.00%	0
336	Backflow Prevention Devices	0	0	0	0	0	0	0.00%	0
339	Other Plant and Misc. Equipment	0	0	0	0	0	0	0.00%	0
340	Office Furniture and Equipment	0	0	0	0	0	0	0.00%	0
340.1	Computer & Software	505	0	0	505	0	505	5.00%	25
341	Transportation Equipment	0	0	0	0	0	0	0.00%	0
342	Stores Equipment	0	0	0	0	0	0	0.00%	0
343	Tools, Shop and Garage Equipment	0	0	0	0	0	0	0.00%	0
344	Laboratory Equipment	0	0	0	0	0	0	0.00%	0
345	Power Operated Equipment	0	0	0	0	0	0	0.00%	0
346	Communication Equipment	0	0	0	0	0	0	0.00%	0
347	Miscellaneous Equipment	0	0	0	0	0	0	0.00%	0
348	Other Tangible Plant	0	0	0	0	0	0	0.00%	0
	<b>Subtotal</b>	<b>\$33,264</b>	<b>\$0</b>	<b>\$0</b>	<b>\$33,264</b>	<b>\$0</b>	<b>\$33,264</b>		<b>\$1,663</b>

Contribution(s) in Aid of Construction (Gross) \$0  
Less: Non Amortizable Contribution(s) 0  
Fully Amortized Contribution(s) 0  
Amortizable Contribution(s) \$0  
Times: Proposed Amortization Rate 5.00%  
**Amortization of CIAC \$0**

Less: Amortization of CIAC

**DEPRECIATION EXPENSE**

**Andersen & Sarnowski, P.C.**  
**550 E. Cottonwood Lane, Suite C**  
**Casa Grande, Arizona 85122**

To the Board of Directors  
Casa Grande South Water Company  
Casa Grande, Arizona 85122

Management is responsible for the accompanying financial statements of Casa Grande South Water Company (a corporation), which comprise the balance sheet assets and balance sheet liabilities and owners' equity as of January 1, 2019 and December 31, 2019 and the related statements of water comparative income for the years ended December 31, 2018 and December 31, 2019 included in the accompanying prescribed form in accordance with accounting principles generally accepted in the United States of America. We have performed the compilation engagement in accordance with Statements on Standards for Accounting and Review Services promulgated by the Accounting and Review Services Committee of the AICPA. We did not audit or review the financial statements nor were we required to perform any procedures to verify the accuracy or completeness of the information provided by management. Accordingly, we do not express an opinion, a conclusion, nor provide any form of assurance on these financial statements in the accompanying prescribed form.

The financial statements included in the accompanying prescribed form are intended to comply with the requirements of the Arizona Corporation Commission and are not intended to be a presentation in accordance with accounting principles generally accepted in the United States of America.

The supplementary information contained in the accompanying prescribed form has been presented for purposes of additional analysis and is not a required part of the basic financial statements. This information is the representation and responsibility of management. The information included on pages 2-5, and 9-20 was not subject to our compilation engagement. We do not express an opinion, a conclusion, nor provide any assurance on it.

We are not independent with respect to Casa Grande South Water Company.

Andersen & Sarnowski, P.C.

June 11, 2020

Casa Grande South Water Company  
 Annual Report  
 Balance Sheet Assets  
 12/31/19

Balance Sheet Assets				
	Assets		Balance at Beginning of Year (2019)	Balance at End of Year (2019)
Account No.	<b>Current and Accrued Assets</b>			
131	Cash		\$1,030	\$1,497
134	Working Funds			
135	Temporary Cash Investments			
141	Customer Accounts Receivable		4,812	3,251
146	Notes Receivable from Associated Companies			
151	Plant Material and Supplies			
162	Prepayments		800	800
174	Miscellaneous Current and Accrued Assets		2,762	2,944
	<b>Total Current and Accrued Assets</b>		<b>\$9,404</b>	<b>\$8,492</b>
Account No.	<b>Fixed Assets</b>			
101	Utility Plant in Service*		\$33,264	\$33,264
103	Property Held for Future Use			
105	Construction Work in Progress			
108	Accumulated Depreciation <b>(enter as negative)*</b>		(23,172)	(24,835)
121	Non-Utility Property			
122	Accumulated Depreciation - Non Utility			
	<b>Total Fixed Assets</b>		<b>\$10,092</b>	<b>\$8,429</b>
	<b>Total Assets</b>		<b>\$19,496</b>	<b>\$16,921</b>

\*Note these items feed automatically from AR3 UPIS Page 4

Casa Grande South Water Company  
Annual Report  
Balance Sheet Liabilities and Owners Equity

<b>Balance Sheet Liabilities and Owners Equity</b>				
	<b>Liabilities</b>		Balance at Beginning of Year (2019)	Balance at End of Year (2019)
Account No.	<b>Current Liabilities</b>		0	
231	Accounts Payable		\$234	\$469
232	Notes Payable (Current Portion)			
234	Notes Payable to Associated Companies		15,839	15,038
235	Customer Deposits		240	240
236	Accrued Taxes		3,883	347
237	Accrued Interest			
242	Miscellaneous Current and Accrued Liabilities			
	<b>Total Current Liabilities</b>		<b>\$20,196</b>	<b>\$16,094</b>
	<b>Long Term Debt</b>			
224	Long Term Debt (Notes and Bonds)		\$0	\$0
	<b>Deferred Credits</b>			
251	Unamortized Premium on Debt			
252	Advances in Aid of Construction			
255	Accumulated Deferred Investment Tax Credits			
271	Contributions in Aid of Construction			
272	Less: Amortization of Contributions			
281	Accumulated Deferred Income Tax			
	<b>Total Deferred Credits</b>		<b>\$0</b>	<b>\$0</b>
	<b>Total Liabilities</b>		<b>\$20,196</b>	<b>\$16,094</b>
	<b>Capital Accounts</b>			
201	Common Stock Issued		\$100	\$100
211	Other Paid-In Capital		100	100
215	Retained Earnings		(900)	627
218	Proprietary Capital (Sole Props and Partnerships)			
	<b>Total Capital</b>		<b>(\$700)</b>	<b>\$827</b>
	<b>Total Liabilities and Capital</b>		<b>\$19,496</b>	<b>\$16,921</b>

**Note: Total liabilities and Capital must match total assets for the beginning and end of the year!**



Casa Grande South Water Company  
Annual Report  
Water Comparative Income Statement  
12/31/19

<b>Water Comparative Income Statement</b>			
Account No.	Calendar Year	Current Year 01/01/2019 - 12/31/2019	Last Year 01/01/2018 - 12/31/2018
	<b>Operating Revenue</b>		
461	Metered Water Revenue	\$58,426	\$59,228
460	Unmetered Water Revenue	0	0
462	Fire Protection Revenue	0	0
469	Guaranteed Revenues (Surcharges)	0	0
471	Miscellaneous Service Revenues	0	0
474	Other Water Revenue	2,240	0
	<b>Total Revenues</b>	<b>\$60,666</b>	<b>\$59,228</b>
	<b>Operating Expenses</b>		
601	Salaries and Wages	\$0	\$0
604	Employee Pensions and Benefits	0	0
610	Purchased Water	32,734	35,467
615	Purchased Power	0	0
618	Chemicals	0	0
620	Materials and Supplies	0	0
620.1	Repairs and Maintenance	1,720	590
620.2	Office Supplies and Expense	1,209	1,401
630	Contractual Services	6,000	12,000
631	Contractual Services - Engineering	0	0
632	Contractual Services - Accounting	4,298	3,465
633	Contractual Services - Legal	0	0
634	Contractual Services - Management Fees	0	0
635	Contractual Services - Water Testing	685	985
636	Contractual Services - Other	0	0
640	Rents	0	0
641	Rental of Building/Real Property	2,148	2,148
642	Rental of Equipment	0	0
650	Transportation Expenses	0	0
657	Insurance - General Liability	0	0
657.1	Insurance - Health and Life	0	0
665	Regulatory Commission Expense - Rate	0	0
670	Bad Debt Expense	2,318	0
675	Miscellaneous Expense	81	33
403	Depreciation Expense (From Schedule AR4)	1,663	1,663
408	Taxes Other Than Income	3,728	4,330
408.11	Property Taxes	2,717	2,592
409	Income Taxes	(132)	(963)
427.1	Customer Security Deposit Interest	0	0
	<b>Total Operating Expenses</b>	<b>\$59,169</b>	<b>\$63,711</b>
	<b>Operating Income / (Loss)</b>	<b>\$1,497</b>	<b>(\$4,483)</b>
	<b>Other Income / (Expense)</b>		
419	Interest and Dividend Income	\$0	\$0
421	Non-Utility Income	30	32
426	Miscellaneous Non-Utility (Expense)	0	0
427	Interest (Expense)	0	0
	<b>Total Other Income / (Expense)</b>	<b>\$30</b>	<b>\$32</b>
	<b>Net Income / (Loss)</b>	<b>\$1,527</b>	<b>(\$4,451)</b>

**Full time equivalent employees**

	Direct Company	Allocated	Outside service	Total
President	0.0	0.0	0.0	0.0
Vice-president	0.0	0.0	0.0	0.0
Manager	0.0	0.0	0.0	0.0
Engineering Staff	0.0	0.0	0.0	0.0
System Operator(s)	0.0	0.2	0.0	0.2
Meter reader	0.0	0.0	0.0	0.0
Customer Service	0.0	0.0	0.0	0.0
Accounting	0.0	0.0	0.0	0.0
Business Office	0.0	0.0	0.0	0.0
Rates Department	0.0	0.0	0.0	0.0
Administrative Staff	0.0	0.0	0.0	0.0
Other	0.0	0.0	0.0	0.0
<b>Total</b>	0.0	0.2	0.0	0.2

Casa Grande South Water Company  
 Annual Report  
 Supplemental Financial Data (Long-Term Debt)  
 12/31/19

Supplemental Financial Data (Long-Term Debt)				
	Loan #1	Loan #2	Loan #3	Loan #4
Date Issued	N/A	N/A	N/A	N/A
Source of Loan	0	0	0	0
ACC Decision No.	0	0	0	0
Reason for Loan	0	0	0	0
Dollar Amt. Issued	\$0	\$0	\$0	\$0
Amount Outstanding	\$0	\$0	\$0	\$0
Date of Maturity	1/0/1900	1/0/1900	1/0/1900	1/0/1900
Interest Rate	0.00%	0.00%	0.00%	0.00%
Current Year Interest	\$0	\$0	\$0	\$0
Current Year Principal	\$0	\$0	\$0	\$0

Meter Deposit Balance at Test Year End:	\$240
---	-------

Meter Deposits Refunded During the Test Year:	\$0
---	-----

*List all bonds, notes, loans, and other types of indebtedness in which the proceeds were used in the provision of public utility service. Indebtedness incurred for personal uses by the owner of the utility should not be listed. Input 0 or none if there is nothing to report for that cell.*

Well and Water Usage												
Name of the System:		NA										
ADEQ Public Water System Number:		N/A										
ADWR PCC Number:		N/A										
Well registry 55# (55-XXXXXX):	Pump Horsepower	Pump Yield (gpm)	Casing Depth (feet)	Casing Diameter (inches)	Pump Motor Type **	Year Drilled	Water level 2010	Water level 2019	Meter Size (inches)	Flow measured:	Active	
N/A	N/A	N/A	N/A	N/A	N/A	N/A	N/A	N/A	N/A	N/A	N/A	

Name of system water delivered to:	NA	
ADWR PCC Number:	#N/A	
Source of water delivered to another system	NA	
Name of system water received from:	NA	
ADWR PCC Number:	#N/A	
Source of water received		
Well registry 55# (55-XXXXXX):	NA	

Month	Water withdrawn (gallons) <sup>1</sup>	Water sold (gallons) <sup>2</sup>	Water delivered (sold) to other systems (gallons) <sup>3</sup>	Water received (purchased) from other systems (gallons) <sup>4</sup>	Estimated authorized use (gallons) <sup>5</sup>	Purchased Power Expense <sup>6</sup>	Purchased Power (kWh) <sup>7</sup>
January	0.00	0.00	0.00	532,000.00	514,540.00	\$0	0
February	0.00	0.00	0.00	560,000.00	545,770.00	0	0
March	0.00	0.00	0.00	408,000.00	399,390.00	0	0
April	0.00	0.00	0.00	777,000.00	768,090.00	0	0
May	0.00	0.00	0.00	1,044,000.00	964,692.00	0	0
June	0.00	0.00	0.00	992,000.00	887,218.00	0	0
July	0.00	0.00	0.00	1,239,000.00	1,079,500.00	0	0
August	0.00	0.00	0.00	1,261,000.00	1,078,580.00	0	0
September	0.00	0.00	0.00	1,330,000.00	1,099,090.00	0	0
October	0.00	0.00	0.00	1,046,000.00	898,960.00	0	0
November	0.00	0.00	0.00	979,000.00	811,365.00	0	0
December	0.00	0.00	0.00	666,000.00	582,188.00	0	0
Totals	0.00	0.00	0.00	10,834,000.00	9,629,383.00	\$0	0

If applicable, in the space below please provide a description for all un-metered water use along with amounts:  
 NA

- 1 Water withdrawn - Total gallons of water withdrawn from pumped sources.
- 2 Water sold - Total gallons from customer meters, and other sales such as construction water.
- 3 Water delivered (sold) to other systems - Total gallons of water delivered to other systems.
- 4 Water received (purchased) from other systems - Total gallons of water purchased/received from other systems.
- 5 Estimated authorized use - Total estimated gallons from authorized metered or unmetered use. Authorized uses such as flushing (mains, services and hydrants) draining/cleaning tanks, process, construction, fire fighting, etc. Non-authorized use (real losses) are service line breaks and leaks, water main breaks, meter inaccuracies and theft.
- 6 Enter the total purchased power costs for the power meters associated with this system.
- 7 Enter the total purchased kWh used by the power meters associated with this system.

Water Utility Plant Description	
Name of the System:	Casa Grande South Water Company
ADEQ Public Water System Number:	11-061
ADWR PCC Number:	56-001347.000

MAINS		
Sizes (inches)	Material	Length (feet)
2.00	PVC	1,320
3.00	PVC	2,000
4.00	PVC	4,200
5.00	NA	0
6.00	Transite	19,800
8.00	NA	0
10.00	NA	0
12.00	NA	0

CUSTOMER METERS			
Size (inches)	Quantity	Percent over 1,00,000 gallons	Percent over 10 years old
5/8 X 3/4	0	0%	0%
0.75	63	34%	52%
1	2	100%	100%
1.5	2	100%	100%
Compound 2	1	0%	100%
Turbine 2	1	0%	100%
Compound 3	0	0%	0%
Turbine 3	0	0%	0%
Compound 4	0	0%	0%
Turbine 5	0	0%	0%
Compound 6	0	0%	0%
Turbine 6	0	0%	0%
8	0	0%	0%

SERVICE LINES		
Material	Percent of system	Year installed
NA		

BOOSTER PUMPS		
Horsepower	GPM	Quantity
	NA	

FIRE HYDRANTS	
Type	Quantity
Standard *	N/A
Other	

STORAGE TANKS			
Capacity (gallons)	Material	Quantity	Year installed
	NA		

PRESSURE/BLADDER TANKS			
Capacity (gallons)	Material	Quantity	Year installed
N/A	N/A	N/A	

\* A standard fire hydrant has two 2.5 inch hose connection nozzles with 7.5 threads per inch, and one 4.5 inch pumper connection nozzle with 4 threads per inch.

<b>Water Utility Plant Description (Continued)</b>
--

For the following three items, list the utility owned assets in each category for each system.

<b>TREATMENT EQUIPMENT:</b>	N/A
-----------------------------	-----

<b>STRUCTURES:</b>	N/A
--------------------	-----

<b>OTHER:</b>	Backflow Assembly 6"
---------------	----------------------

**Provide a calculation used to determine the value of one water equivalent residential connection (ERC).**

Use one of the following methods:

- (a) If actual flow data are available from the preceding 12 months, divide the total annual single family residence (SFR) gallons sold by the average number of single family residence customers for the same period and divide the result by
- (b) If no historical flow data are available, use:  
 $ERC = ( \text{Total SFR gallons sold (Omit 000)} / 365 \text{ days} / 350 \text{ gallons per day} )$

ERC 

35
----

  
 Method used: 

(a)
-----

Customer and Other Information	
Name of the System:	NA
ADEQ Public Water System Number:	11-061
ADWR PCC Number:	56-001347.0000

Month	Number of Customers				
	Single-Family	Multi-Family	Commercial	Turf/Irrigation	Other Non-Residential
January	59	0	6	0	0
February	59	0	6	0	0
March	59	0	6	0	0
April	59	0	6	0	0
May	61	0	6	0	0
June	60	0	6	0	0
July	61	0	6	0	0
August	61	0	6	0	0
September	61	0	6	0	0
October	61	0	6	0	0
November	61	0	6	0	0
December	63	0	6	0	0

If the system has fire hydrants, what is the fire flow requirements?  GPM for  hrs.

Does the system have chlorination treatment?

Does the Company have an ADWR Gallons Per Capita Per Day (GPCPD) requirement?

If yes, provide the GPCPD amount:

Is the Water Utility located in an ADWR Active Management Area (AMA)?

If yes, which AMA?

What is the present system connection capacity (in ERCs \*) using existing lines?

What is the future system connection capacity (in ERCs \*) upon service area buildout?

Describe any plans and estimated completion dates for any enlargements or improvements of this system.

General Repairs as needed.

\* an ERC is based on the calculation on the bottom of AR9 page 12.

Casa Grande South Water Company  
 Annual Report  
 Utility Shutoffs / Disconnects  
 12/31/19

Utility Shutoffs / Disconnects	
Name of the System:	NA
ADEQ Public Water System Number:	11-061
ADWR PCC Number:	56-001347.0000

Month	Termination without Notice R14-2-410.B	Termination with Notice R14-2-410.C	Other
January	0	0	0
February	0	0	0
March	0	1	0
April	0	0	0
May	0	0	0
June	0	0	0
July	0	0	0
August	0	0	0
September	0	0	0
October	0	1	0
November	0	0	0
December	0	0	0
<b>Total</b>	<b>0</b>	<b>2</b>	<b>0</b>

**Other (description):**

Na
----

**Instructions:** Fill out the Grey Cells with the relevant information. Input 0 or none if there is nothing recorded in that account or there is no applicable information to report.



**Property Taxes**

Amount of actual property taxes paid during Calendar Year 2019 was

\$4,013

If no property taxes paid, explain why.

The amount above include the second half of the 2018 property taxes of \$1,296.00.

**Instructions:** Fill out the Grey Cells with the relevant information. Input 0 or none if there is nothing recorded in that account or there is no applicable information to report.

Casa Grande South Water Company  
Annual Report  
Verification and Sworn Statement (Taxes)  
12/31/19

RECEIVED  
BY EMAIL

5/26/2020

ARIZONA CORPORATION COMMISSION  
UTILITIES DIVISION

Verification and Sworn Statement (Taxes)

Verification: State of Arizona, the undersigned of the  
(state name)

2020 MAY 26 P 12:21

County of (county name): Pinal  
Name (owner or official) title: Mike Bogle  
Company name: Casa Grande South Water Company

DO SAY THAT THIS ANNUAL UTILITY PROPERTY TAX AND SALES TAX REPORT TO THE ARIZONA CORPORATION COMMISSION.

FOR THE YEAR ENDING: 12/31/19

HAS BEEN PREPARED UNDER MY DIRECTION, FROM THE ORIGINAL BOOKS, PAPERS AND RECORDS OF SAID UTILITY; THAT I HAVE CAREFULLY EXAMINED THE SAME, AND DECLARE THE SAME TO BE A COMPLETE AND CORRECT STATEMENT OF BUSINESS AND AFFAIRS OF SAID UTILITY FOR THE PERIOD COVERED BY THIS REPORT IN RESPECT TO EACH AND EVERY MATTER AND THING SET FORTH, TO THE BEST OF MY KNOWLEDGE, INFORMATION AND BELIEF

Sworn Statement: I hereby attest that all property taxes for said company are current and paid in full.

I HEREBY ATTEST THAT ALL SALES TAXES FOR SAID COMPANY ARE CURRENT AND PAID IN FULL.


X   
signature of owner/official

480-985-0936  
telephone no.

SUBSCRIBED AND SWORN TO BEFORE ME A NOTARY PUBLIC  
IN AND FOR THE COUNTY

THIS 19th DAY OF May 2020  
(month) and (year)

MY COMMISSION EXPIRES 10/25/2021  
(date)



Tanya Malos  
(signature of notary public)

Verification and Sworn Statement

Verification:

State of Arizona I, the undersigned of the  
(state name)  
County of (county name): Pinal  
Name (owner or official) title: Mike Bogle  
Company name: Casa Grande South Water Company

DO SAY THAT THIS ANNUAL UTILITY PROPERTY TAX AND SALES TAX REPORT TO THE ARIZONA CORPORATION COMMISSION.

FOR THE YEAR ENDING: 12/31/19

HAS BEEN PREPARED UNDER MY DIRECTION, FROM THE ORIGINAL BOOKS, PAPERS AND RECORDS OF SAID UTILITY. THAT I HAVE CAREFULLY EXAMINED THE SAME, AND DECLARE THE SAME TO BE A COMPLETE AND CORRECT STATEMENT OF BUSINESS AND AFFAIRS OF SAID UTILITY FOR THE PERIOD COVERED BY THIS REPORT IN RESPECT TO EACH AND EVERY MATTER AND THING SET FORTH, TO THE BEST OF MY KNOWLEDGE, INFORMATION AND BELIEF.

Sworn Statement: IN ACCORDANCE WITH THE REQUIREMENTS OF TITLE 40, ARTICLE 8, SECTION 40-401, ARIZONA REVISED STATUTES, IT IS HEREIN REPORTED THAT THE GROSS OPERATING REVENUE OF SAID UTILITY DERIVED FROM ARIZONA INTRASTATE UTILITY OPERATIONS DURING THE CALENDAR YEAR WAS:

Arizona Intrastate Gross Operating Revenues Only (\$)

\$60,666

(The amount in the box above includes

\$3,728 in sales taxes  
billed or collected)

RECEIVED  
BY EMAIL

5/26/2020

ARIZONA CORPORATION COMMISSION  
UTILITIES DIVISION



signature of owner/official

480-985-0936

telephone no.

SUBSCRIBED AND SWORN TO BEFORE ME A NOTARY PUBLIC  
IN AND FOR THE COUNTY

THIS

19th

DAY OF


Maricopa


(county name)

May 2020  
(month) and (year)

MY COMMISSION EXPIRES

10/25/2021  
(date)



  
(signature of notary public)

**Verification and Sworn Statement (Residential Revenue)**

**Verification:**

State of Arizona I, the undersigned of the \_\_\_\_\_  
(state name)

County of (county name): Pinal  
Name (owner or official) title: Mike Bogle  
Company name: Casa Grande South Water Company

2020 MAY 26 12:12:21

DO SAY THAT THIS ANNUAL UTILITY PROPERTY TAX AND SALES TAX REPORT TO THE ARIZONA CORPORATION COMMISSION.

FOR THE YEAR ENDING: 12/31/19

HAS BEEN PREPARED UNDER MY DIRECTION, FROM THE ORIGINAL BOOKS, PAPERS AND RECORDS OF SAID UTILITY; THAT I HAVE CAREFULLY EXAMINED THE SAME, AND DECLARE THE SAME TO BE A COMPLETE AND CORRECT STATEMENT OF BUSINESS AND AFFAIRS OF SAID UTILITY FOR THE PERIOD COVERED BY THIS REPORT IN RESPECT TO EACH AND EVERY MATTER AND THING SET FORTH, TO THE BEST OF MY KNOWLEDGE, INFORMATION AND BELIEF.

**Sworn Statement:** IN ACCORDANCE WITH THE REQUIREMENTS OF TITLE 40, ARTICLE 8, SECTION 40-401, ARIZONA REVISED STATUTES, IT IS HEREIN REPORTED THAT THE GROSS OPERATING REVENUE OF SAID UTILITY DERIVED FROM ARIZONA INTRASTATE UTILITY OPERATIONS RECEIVED FROM RESIDENTIAL CUSTOMERS DURING THE CALENDAR YEAR WAS:

Arizona Intrastate Gross Operating Revenues Only (\$)

\$60,666

(The amount in the box above includes

\$3,728 in sales taxes  
billed or collected)

**RECEIVED  
BY EMAIL**

5/26/2020

ARIZONA CORPORATION COMMISSION  
UTILITIES DIVISION

[Signature]  
signature of owner/official

480-985-0936  
telephone no.

SUBSCRIBED AND SWORN TO BEFORE ME A NOTARY PUBLIC  
IN AND FOR THE COUNTY


Maricopa  
(county name)

THIS

19th DAY OF May 2020  
(month) and (year)

MY COMMISSION EXPIRES

10/25/2021  
(date)



Tanya Malos  
(signature of notary public)

**Full Gross-up Method for Income Tax Statement of Certification**

**Verification:**

State of Arizona, the undersigned of the  
(state name)

County of (county name): Pinal  
Name (owner or official) title: Mike Bogle  
Company name: Casa Grande South Water Company

FOR THE YEAR ENDING: 12/31/19

**Sworn Statement:**

IN ACCORDANCE WITH THE REQUIREMENTS OF DECISION NO. 77084, BECAUSE THE UTILITY REQUIRES THE GROSS UP OF ADVANCES AND CONTRIBUTIONS, I HEREBY STATE THAT THE UTILITY HAS NOT INCURRED NOR IS EXPECTED TO INCUR A NET INCREASE IN CURRENT INCOME TAX EXPENSE OR A DECREASE IN DEFERRED TAX ASSET FOR A CARRY FORWARD ACCORDING TO GAAP IN AN AMOUNT EQUAL TO OR GREATER THAN THE AMOUNT OF THE REQUIRED GROSS UP PAID BY DEVELOPERS IN THE PERIOD COVERED BY THIS ANNUAL REPORT.

**RECEIVED  
BY EMAIL**

5/26/2020

ARIZONA CORPORATION COMMISSION  
UTILITIES DIVISION

*[Signature]*  
signature of owner/official  
480-985-0936  
telephone no.

SUBSCRIBED AND SWORN TO BEFORE ME A NOTARY PUBLIC  
IN AND FOR THE COUNTY

Maricopa  
(county name)

THIS 19<sup>th</sup> DAY OF May 2020  
(month) and (year)

MY COMMISSION EXPIRES 10/25/2021  
(date)

*Tanya Malos*  
(signature of notary public)

