

**ANNUAL REPORT**

Of

Company Name:   
211 N. Florence St., Ste. 107

Mailing Address: Casa Grande AZ  
85122

Docket No.: W-01990A  
For the Year Ended:

RECEIVED

MAY 15 2018

ARIZONA CORP COMMISSION  
UTILITIES DIVISION - DIRECTOR'S OFFICE

**WATER UTILITY**

To

Arizona Corporation Commission

**Due on April 15th**

Email: [rdefuente@azcc.gov](mailto:rdefuente@azcc.gov), mail or deliver the completed Annual Report to:

Arizona Corporation Commission  
Compliance Section - Utilities Division  
1200 West Washington Street  
Phoenix, Arizona 85007

Application Type:   
Application Date:

5-25-18

ARIZONA CORPORATION COMMISSION  
WATER UTILITY ANNUAL REPORT

Casa Grande West Water Co., Inc.

A Class  Utility

1. For the Calendar Year Ended: 12/31/17

2. Address: 

211 N. Florence St. Suite 107			
City:	Casa Grande	State:	Arizona
		Zip Code:	85122

3. Telephone Number:

4. Date of Original Organization of Utility:

5. Person to whom correspondence should be addressed concerning this report:

Name:   
Telephone No. :   
Address: 

211 N. Florence St. Suite 107			
City:	Casa Grande	State:	Arizona
		Zip Code:	85122

  
Email:

6. On-Site Manager:

Name:   
Telephone No. :   
Address: 

211 N. Florence St. Suite 107			
City:	Casa Grande	State:	Arizona
		Zip Code:	85122

  
Email:

7. Ownership:

8. Counties Served:

Casa Grande West Water Co., Inc.  
 Annual Report  
 Utility Plant in Service (Water)  
 12/31/17

Utility Plant in Service (Water)							
Account No.	Description	Beginning Year Original Cost	Current Year Additions	Current Year Retirements	Adjusted Original Cost	Accumulated Depreciation	OCLD (OC less AD)
301	Organization	\$0	\$0	\$0	\$0	\$0	\$0
302	Franchises	0	0	0	0	0	0
303	Land and Land Rights	1,720	0	0	1,720	0	1,720
304	Structures and Improvements	37,114	0	0	37,114	17,138	19,976
305	Collecting & Improving Reservoirs	0	0	0	0	0	0
306	Lake, River, Canal Intakes	0	0	0	0	0	0
307	Wells and Springs	64,910	0	0	64,910	39,559	25,351
308	Infiltration Galleries	0	0	0	0	0	0
309	Supply Mains	0	0	0	0	0	0
310	Power Generation Equipment	0	0	0	0	0	0
311	Pumping Equipment	17,363	0	0	17,363	14,922	2,441
320	Water Treatment Equipment	0	0	0	0	0	0
320.1	Water Treatment Plants	155,859	0	11,000	144,859	56,245	88,614
320.2	Solution Chemical Feeders	0	0	0	0	0	0
320.3	Point-of-Use Treatment Devices	0	0	0	0	0	0
330	Distribution Reservoirs and Standpipes	0	0	0	0	0	0
330.1	Storage Tanks	204,822	0	0	204,822	52,887	151,935
330.2	Pressure Tanks	38,821	0	0	38,821	33,021	5,800
331	Transmission and Distribution Mains	54,269	4,893	0	59,162	26,344	32,818
333	Services	4,964	0	0	4,964	3,806	1,158
334	Meters and Meter Installations	493	0	0	493	415	78
335	Hydrants	0	0	0	0	0	0
336	Backflow Prevention Devices	0	0	0	0	0	0
339	Other Plant and Misc. Equipment	0	0	0	0	0	0
340	Office Furniture and Equipment	525	0	0	525	525	0
340.1	Computer & Software	1,000	0	0	1,000	1,000	0
341	Transportation Equipment	0	0	0	0	0	0
342	Stores Equipment	0	0	0	0	0	0
343	Tools, Shop and Garage Equipment	445	0	0	445	445	0
344	Laboratory Equipment	0	0	0	0	0	0
345	Power Operated Equipment	0	0	0	0	0	0
346	Communication Equipment	0	0	0	0	0	0
347	Miscellaneous Equipment	0	0	0	0	0	0
348	Other Tangible Plant	0	0	0	0	0	0
	<b>Totals</b>	<b>\$582,305</b>	<b>\$4,893</b>	<b>\$11,000</b>	<b>\$576,198</b>	<b>\$246,307</b>	<b>\$329,891</b>

**Instructions:** Fill out the Grey Cells with the relevant information. Input 0 or none if there is nothing recorded in that account or there is no applicable information to report.

Casa Grande West Water Co., Inc.  
 Annual Report  
 Depreciation Expense for the Current Year (Water)  
 12/31/17

Depreciation Expense for the Current Year (Water)								
Account No.	Description	Beginning Year Original Cost	Current Year Additions	Current Year Retirements	Adjusted Original Cost	Fully Depreciated/Non-depreciable Plant	Depreciation Percentages	Depreciation Expense
301	Organization	\$0	\$0	\$0	\$0	\$0	0.00%	\$0
302	Franchises	0	0	0	0	0	0.00%	0
303	Land and Land Rights	1,720	0	0	1,720	0	0.00%	0
304	Structures and Improvements	37,114	0	0	37,114	0	3.33%	1,123
305	Collecting & Improving Reservoirs	0	0	0	0	0	0.00%	0
306	Lake, River, Canal Intakes	0	0	0	0	0	0.00%	0
307	Wells and Springs	64,910	0	0	64,910	0	3.33%	2,068
308	Infiltration Galleries	0	0	0	0	0	0.00%	0
309	Supply Mains	0	0	0	0	0	0.00%	0
310	Power Generation Equipment	0	0	0	0	0	0.00%	0
311	Pumping Equipment	17,363	0	0	17,363	0	12.50%	245
320	Water Treatment Equipment	0	0	0	0	0	0.00%	0
320.1	Water Treatment Plants	155,859	0	11,000	144,859	0	3.33%	3,821
320.2	Solution Chemical Feeders	0	0	0	0	0	0.00%	0
320.3	Point-of-Use Treatment Devices	0	0	0	0	0	0.00%	0
330	Distribution Reservoirs and Standpipes	0	0	0	0	0	0.00%	0
330.1	Storage Tanks	204,822	0	0	204,822	0	5.00%	10,242
330.2	Pressure Tanks	38,821	0	0	38,821	0	2.00%	123
331	Transmission and Distribution Mains	54,269	4,893	0	59,162	0	2.00%	711
333	Services	4,964	0	0	4,964	0	3.33%	65
334	Meters and Meter Installations	493	0	0	493	0	8.33%	41
335	Hydrants	0	0	0	0	0	0.00%	0
336	Backflow Prevention Devices	0	0	0	0	0	0.00%	0
339	Other Plant and Misc. Equipment	0	0	0	0	0	0.00%	0
340	Office Furniture and Equipment	525	0	0	525	525	6.67%	0
340.1	Computer & Software	1,000	0	0	1,000	1,000	6.67%	0
341	Transportation Equipment	0	0	0	0	0	0.00%	0
342	Stores Equipment	0	0	0	0	0	0.00%	0
343	Tools, Shop and Garage Equipment	445	0	0	445	445	5.00%	0
344	Laboratory Equipment	0	0	0	0	0	0.00%	0
345	Power Operated Equipment	0	0	0	0	0	0.00%	0
346	Communication Equipment	0	0	0	0	0	0.00%	0
347	Miscellaneous Equipment	0	0	0	0	0	0.00%	0
348	Other Tangible Plant	0	0	0	0	0	0.00%	0
	<b>Subtotal</b>	<b>\$582,305</b>	<b>\$4,893</b>	<b>\$11,000</b>	<b>\$576,198</b>	<b>\$1,970</b>		<b>\$18,439</b>

Contribution(s) in Aid of Construction (Gross)	\$6,158
Less: Non Amortizable Contribution(s)	0
Fully Amortized Contribution(s)	0
Amortizable Contribution(s)	\$6,158
Times: Proposed Amortization Rate	3.33%
<b>Amortization of CIAC</b>	<b>\$205</b>

Less: Amortization of CIAC

**DEPRECIATION EXPENSE**

**Instructions:** Fill out the Grey Cells with the relevant information. Input 0 or none if there is nothing recorded in that account or there is no applicable information to report.

**Andersen & Sarnowski, P.C.**  
**Certified Public Accountants**  
**550 E. Cottonwood Lane, Suite C**  
**Casa Grande, Arizona 85122**

To the Board of Directors  
Casa Grande West Water Company, Inc.  
Casa Grande, Arizona 85122

Management is responsible for the accompanying financial statements of Casa Grande West Water Company, Inc. (a corporation), which comprise the balance sheets as of January 1, 2017 and December 31, 2017 and the related comparative statements of income and expense for the years then ended included in the accompanying prescribed form. We have performed the compilation engagement in accordance with Statements on Standards for Accounting and Review Services promulgated by the Accounting and Review Services Committee of the AICPA. We did not audit or review the financial statements nor were we required to perform any procedures to verify the accuracy or completeness of the information provided by management. Accordingly, we do not express an opinion, a conclusion, nor provide any form of assurance on these financial statements.

The financial statements included in the accompanying prescribed form are intended to comply with the requirements of the Arizona Corporation Commission and are not intended to be a presentation in accordance with accounting principles generally accepted in the United States of America.

All other information contained in the accompanying prescribed form has been presented for purposes of additional analysis and is not a required part of the basic financial statements. This information is the representation of management. The information included on pages 2-4, 8, and 13-16 was subject to our compilation engagement, however, we have not audited or reviewed the supplementary information and accordingly, we do not express an opinion or provide any assurance on it. The supplementary information included on pages 9-12 was not audited, reviewed, or compiled by us and accordingly, we do not express an opinion or any assurance on it.

No provision has been made for deferred income taxes. For rate making purposes, income tax expense is reported as the actual income tax reported for federal income tax purposes. The effect of this departure on the financial position and results of operations have not been determined by management.

The report is intended solely for the information and use of the Arizona Corporation Commission and is not intended to be and should not be used by anyone other than this specified party.

We are not independent with respect to Casa Grande West Water Company, Inc.

  
Andersen & Sarnowski, P.C.

May 9, 2018

Casa Grande West Water Co., Inc.  
 Annual Report  
 Balance Sheet Assets  
 12/31/17

Balance Sheet Assets				
	Assets		Balance at Beginning of Year (2017)	Balance at End of Year (2017)
Account No.	<b>Current and Accrued Assets</b>			
131	Cash		\$4,384	\$2,684
134	Working Funds		0	0
135	Temporary Cash Investments		0	0
141	Customer Accounts Receivable		8,967	12,544
146	Notes Receivable from Associated Companies		13,123	13,123
151	Plant Material and Supplies		0	0
162	Prepayments		20,431	20,756
174	Miscellaneous Current and Accrued Assets		356	1,556
	<b>Total Current and Accrued Assets</b>		<b>\$47,261</b>	<b>\$50,663</b>
Account No.	<b>Fixed Assets</b>			
101	Utility Plant in Service*		\$582,305	\$576,198
103	Property Held for Future Use		0	0
105	Construction Work in Progress		0	0
108	Accumulated Depreciation (enter as negative)*		(230,170)	(246,307)
121	Non-Utility Property		1,525	1,525
122	Accumulated Depreciation - Non Utility		(1,525)	(1,525)
	<b>Total Fixed Assets</b>		<b>\$352,135</b>	<b>\$329,891</b>
	<b>Total Assets</b>		<b>\$399,396</b>	<b>\$380,554</b>

**Instructions:** Fill out the Grey Cells with the relevant information. Input 0 or none if there is nothing recorded in that account or there is no applicable information to report.

\*Note these items feed automatically from AR3 UPIS Page 3

Casa Grande West Water Co., Inc.  
Annual Report  
Balance Sheet Liabilities and Owners Equity

Balance Sheet Liabilities and Owners Equity				
	Liabilities		Balance at Beginning of Year (2017)	Balance at End of Year (2017)
Account No.	<b>Current Liabilities</b>			
231	Accounts Payable		\$36	\$680
232	Notes Payable (Current Portion)		0	10,891
234	Notes Payable to Associated Companies		0	0
235	Customer Deposits		960	960
236	Accrued Taxes		8,518	6,381
237	Accrued Interest		0	0
242	Miscellaneous Current and Accrued Liabilities		766	2,258
	<b>Total Current Liabilities</b>		<b>\$10,280</b>	<b>\$21,170</b>
	<b>Long Term Debt</b>			
224	Long Term Debt (Notes and Bonds)		\$209,554	\$187,771
	<b>Deferred Credits</b>			
251	Unamortized Premium on Debt		\$0	\$0
252	Advances in Aid of Construction		0	0
255	Accumulated Deferred Investment Tax Credits		0	0
271	Contributions in Aid of Construction		6,158	6,158
272	Less: Amortization of Contributions		(923)	(1,129)
281	Accumulated Deferred Income Tax			
	<b>Total Deferred Credits</b>		<b>\$5,235</b>	<b>\$5,029</b>
	<b>Total Liabilites</b>		<b>\$225,069</b>	<b>\$213,970</b>
	<b>Capital Accounts</b>			
201	Common Stock Issued		\$100	\$100
211	Other Paid-In Capital		16,926	16,926
215	Retained Earnings		157,301	149,558
218	Proprietary Capital (Sole Props and Partnerships)		0	
	<b>Total Capital</b>		<b>\$174,327</b>	<b>\$166,584</b>
	<b>Total Liabilities and Capital</b>		<b>\$399,396</b>	<b>\$380,554</b>

**Instructions:** Fill out the Grey Cells with the relevent information. Input 0 or none if there is nothing recorded in that account or there is no applicable information to report.

**Note:** Total liabilities and Capital must match total assets for the beginning and end of the year!

Casa Grande West Water Co., Inc.  
Annual Report  
Water Comparative Income Statement  
12/31/17

Water Comparative Income Statement			
Account No.	Calendar Year	Current Year	Last Year
		01/01/2017 - 12/31/2017	01/01/2016 - 12/31/2016
	<b>Operating Revenue</b>		
461	Metered Water Revenue	\$160,304	\$159,914
460	Unmetered Water Revenue	5,038	0
462	Fire Protection Revenue	0	0
469	Guaranteed Revenues (Surcharges)	0	0
471	Miscellaneous Service Revenues	0	0
474	Other Water Revenue	0	0
	<b>Total Revenues</b>	<b>\$165,342</b>	<b>\$159,914</b>
	<b>Operating Expenses</b>		
601	Salaries and Wages	\$25,999	\$23,098
604	Employee Pensions and Benefits	0	0
610	Purchased Water	251	0
615	Purchased Power	13,672	15,127
618	Chemicals	6,132	6,032
620	Materials and Supplies	0	0
620.1	Repairs and Maintenance	10,342	5,390
620.2	Office Supplies and Expense	3,042	4,157
630	Contractual Services	22,646	21,996
631	Contractual Services -Engineering	0	0
632	Contractual Services - Accounting	4,930	6,006
633	Contractual Services - Legal	0	0
634	Contractual Services - Management Fees	0	0
635	Contractual Services - Water Testing	1,145	2,105
636	Contractual Services - Other	0	0
640	Rents	0	0
641	Rental of Building/Real Property	4,297	4,297
642	Rental of Equipment	0	0
650	Transportation Expenses	3,391	3,081
657	Insurance - General Liability	957	1,913
657.1	Insurance - Health and Life	0	0
665	Regulatory Commission Expense - Rate	0	0
670	Bad Debt Expense	8,744	0
675	Miscellaneous Expense	20,743	23,395
403	Depreciation Expense (From Schedule AR4)	18,234	20,736
408	Taxes Other Than Income	11,649	11,664
408.11	Property Taxes	6,985	7,936
409	Income Taxes	50	890
427.1	Customer Security Deposit Interest	0	0
	<b>Total Operating Expenses</b>	<b>\$163,209</b>	<b>\$157,823</b>
	<b>Operating Income / (Loss)</b>	<b>\$2,133</b>	<b>\$2,091</b>
	<b>Other Income / (Expense)</b>		
419	Interest and Dividend Income	\$1	\$428
421	Non-Utility Income	(6,420)	83
426	Miscellaneous Non-Utility (Expense)	(1,000)	0
427	Interest (Expense)	(2,457)	(2,583)
	<b>Total Other Income / (Expense)</b>	<b>(\$9,876)</b>	<b>(\$2,072)</b>
	<b>Net Income / (Loss)</b>	<b>(\$7,743)</b>	<b>\$19</b>

**Instructions:** Fill out the Grey Cells with the relevant information. Input 0 or none if there is nothing recorded in that account or there is no applicable information to report.



Casa Grande West Water Co., Inc.  
 Annual Report  
 Supplemental Financial Data (Long-Term Debt)  
 12/31/17

Supplemental Financial Data (Long-Term Debt)				
	Loan #1	Loan #2	Loan #3	Loan #4
Date Issued	4/5/2011	1/0/1900	1/0/1900	1/0/1900
Source of Loan	WIFA	0	0	0
ACC Decision No.	72035	0	0	0
Reason for Loan	Arsenic Treatment Plant, 100,000 Gallons	0	0	0
Dollar Amt. Issued	\$259,335	\$0	\$0	\$0
Amount Outstanding	\$198,662	\$0	\$0	\$0
Date of Maturity	20 Years	1/0/1900	1/0/1900	1/0/1900
Interest Rate	4.20%	0.00%	0.00%	0.00%
Current Year Interest	\$2,457	\$0	\$0	\$0
Current Year Principal	\$10,891	\$0	\$0	\$0

Meter Deposit Balance at Test Year End:	\$960
---	-------

Meter Deposits Refunded During the Test Year:	\$0
---	-----

*List all bonds, notes, loans, and other types of indebtedness in which the proceeds were used in the provision of public utility service. Indebtedness incurred for personal uses by the owner of the utility should not be listed. Input 0 or none if there is nothing to report for that cell.*

**Water Utility Plant Description**

Name of the System: Casa Grande West Water Company, Inc  
 ADEQ Public Water System Number: 11-024

WELLS								
ADWR ID No *	Pump Horsepower	Pump Yield (gpm)	Casing Depth (feet)	Casing Diameter (inches)	Pump Motor Type **	Meter Size (inches)	Year Drilled	Arsenic Level (mg/L)
55-625198	40	200	900	16	Berkley	4	Prior '82	
55-625197	15(offline)	60 (offline)	600	10	N/A	3	Prior '82	
55-625199	N/A	N/A	N/A	16	N/A	N/A	Prior '82	
NA	NA	NA	NA	NA	NA	NA	NA	
NA	NA	NA	NA	NA	NA	NA	NA	
NA	NA	NA	NA	NA	NA	NA	NA	
NA	NA	NA	NA	NA	NA	NA	NA	
NA	NA	NA	NA	NA	NA	NA	NA	
NA	NA	NA	NA	NA	NA	NA	NA	
NA	NA	NA	NA	NA	NA	NA	NA	
NA	NA	NA	NA	NA	NA	NA	NA	
NA	NA	NA	NA	NA	NA	NA	NA	
NA	NA	NA	NA	NA	NA	NA	NA	
NA	NA	NA	NA	NA	NA	NA	NA	
NA	NA	NA	NA	NA	NA	NA	NA	
NA	NA	NA	NA	NA	NA	NA	NA	
NA	NA	NA	NA	NA	NA	NA	NA	
NA	NA	NA	NA	NA	NA	NA	NA	
NA	NA	NA	NA	NA	NA	NA	NA	
NA	NA	NA	NA	NA	NA	NA	NA	
NA	NA	NA	NA	NA	NA	NA	NA	
NA	NA	NA	NA	NA	NA	NA	NA	
NA	NA	NA	NA	NA	NA	NA	NA	

OTHER WATER SOURCES		
Name or Description	Capacity (gpm)	Gallons Purchased or Obtained (in thousands)
N/A	N/A	N/A
N/A	N/A	N/A

BOOSTER PUMPS		
Horsepower	GPM	Quantity
10		2

FIRE HYDRANTS	
Type	Quantity
Standard ***	N/a
Other	N/A

STORAGE TANKS		
Capacity	Material	Quantity
10000 Offline		2
8000 Offline		1
125,000		1 South Well

PRESSURE/BLADDER TANKS	
Capacity	Quantity
None	
1500 Gallons	1

**Instructions:** Fill out the Grey Cells with the relevent information. Input 0 or none if there is nothing recorded in that account or there is no applicable information to report. Copy and paste this sheet as many times as is necessary.

\* Arizona Department of Water Resources ("ADWR") well identification number. For example 55-XXXXXX.  
 \*\* Pump motor type, turbine or submersible.

\*\*\* A standard fire hydrant has two 2.5 inch hose connection nozzles with 7.5 threads per inch, and one 4.5 inch pumper connection nozzle with 4 threads per inch.

Water Utility Plant Description (Continued)			CUSTOMER METERS	
MAINS			Size (inches)	Quantity
Sizes (inches)	Material	Length (feet)		
2.00	NA	0	5/8 X 3/4	0
3.00	NA	0	0.75	297
4.00	PVC	32,900	1	2
5.00	Transite	Unknown	1.5	0
6.00	PVC	14,498	Compound 2	0
8.00	NA	0	Turbine 2	0
10.00	NA	0	Compound 3	0
12.00	NA	0	Turbine 3	0
			Compound 4	0
			Turbine 4	0
			Compound 6	0
			Turbine 6	0
			8	0
			NA	0
			NA	0
			NA	0
			NA	0

For the following three items, list the utility owned assets in each category for each system.

<b>TREATMENT EQUIPMENT:</b>	Arsenic Treatment Vessels Continuous Chlorination
<b>STRUCTURES:</b>	Three: out of service storage tanks/ One: out of service hydrotank One: 100,000 Gal plus in service storage tank Two: Arsenic treatment vessels One: In service 1,500 Gal hydrotank One: Chlorinator
<b>OTHER:</b>	N/A

**Instructions:** Fill out the Grey Cells with the relevent information. Input 0 or none if there is nothing recorded in that account or there is no applicable information to report. Copy and paste this sheet as many times as is necessary.

Water Use Data Sheet							
Name of the System:		Casa Grande West Water Company, Inc					
ADEQ Public Water System Number:		11-024					
Month	Number of Customers	Gallons Sold (thousands) <sup>1</sup>	Gallons Pumped (thousands) <sup>2</sup>	Gallons Purchased (thousands) <sup>3</sup>	Estimated Gallons Authorized Use (thousands) <sup>4</sup>	Purchased Power Expense <sup>5</sup>	Purchased Power (kWh) <sup>6</sup>
January	294	1,627,730	1,928,000	0			
February	294	1,373,750	1,630,000	0			
March	294	1,411,250	1,631,800	0			
April	295	1,945,801	2,228,600	0			
May	295	1,939,765	2,001,300	0			
June	296	2,527,295	2,517,000	0			
July	299	2,703,880	2,999,300	0			
August	298	2,348,760	2,709,800	0			
September	298	2,243,150	2,599,800	0			
October	296	2,029,680	2,427,700	0			
November	297	1,880,860	2,217,100	0			
December	299	1,647,360	1,961,400	0			
<b>Totals</b>		<b>23,679,281</b>	<b>26,851,800</b>	<b>0</b>	<b>0</b>	<b>\$0</b>	<b>0</b>

If the system has fire hydrants, what is the fire flow requirements?  GPM for  hrs.

Does the system have chlorination treatment?

Is the Water Utility located in an ADWR Active Management Area (AMA)?   
 If yes, which AMA?

Does the Company have an ADWR Gallons Per Capita Per Day (GPCPD) requirement?   
 If yes, provide the GPCPD amount:

**If applicable, in the space below please provide a description for all un-metered water use along with amounts:**

**Instructions:** Fill out the Grey Cells with the relevent information. Input 0 or none if there is nothing recorded in that account or there is no applicable information to report.

- 1 Gallons sold - Total gallons from customer meters, and other sold gallons such as Construction water.
- 2 Gallons pumped - Total gallons from pumped sources.
- 3 Gallons purchased - Total gallons purchased from other sources.
- 4 Estimated gallons authorized use - Total estimated gallons from authorized metered or unmetered use. Authorized use such as flushing (mains, services and hydrants) draining/cleaning tanks, process, construction, fire fighting, etc.
- 5 Enter the total purchased power costs for the power meters associated with this system.
- 6 Enter the total purchased kWh used by the power meters associated with this system.

Casa Grande West Water Co., Inc.  
 Annual Report  
 Utility Shutoffs / Disconnects  
 12/31/17

ADEQ System No. :	11-024
-------------------	--------

Utility Shutoffs / Disconnects			
Month	Termination without Notice R14-2-410.B	Termination with Notice R14-2-410.C	Other
January	0	4	0
February	0	2	0
March	0	1	0
April	0	3	0
May	0	4	0
June	0	6	0
July	0	4	0
August	0	2	0
September	0	0	0
October	0	3	0
November	0	3	0
December	0	2	0
<b>Total</b>	<b>0</b>	<b>34</b>	<b>0</b>

Other (description):

N/a
-----

<b>Instructions:</b> Fill out the Grey Cells with the relevant information. Input 0 or none if there is nothing recorded in that account or there is no applicable information to report.
---

Casa Grande West Water Co., Inc.  
Annual Report  
Property Taxes  
12/31/17

Property Taxes	
----------------	--

Amount of actual property taxes paid during Calendar Year 2017 was	\$6,985
--	---------

If no property taxes paid, explain why. N/A
--

**Instructions:** Fill out the Grey Cells with the relevent information. Input 0 or none if there is nothing recorded in that account or there is no applicable information to report.

Verification and Sworn Statement (Taxes)

RECEIVED

MAY 15 2018

ARIZONA CORP COMMISSION  
UTILITIES DIVISION - DIRECTOR'S OFFICE

Verification: State of Arizona I, the undersigned of the  
(state name)

County of (county name): Pinal  
Name (owner or official) title: Mike Bogle Fiduciary Agent J Little Estate  
Company name: Casa Grande West Water Co., Inc.


DO SAY THAT THIS ANNUAL UTILITY PROPERTY TAX AND SALES TAX REPORT TO THE ARIZONA CORPORATION COMMISSION.

FOR THE YEAR ENDING: 12/31/17

HAS BEEN PREPARED UNDER MY DIRECTION, FROM THE ORIGINAL BOOKS, PAPERS AND RECORDS OF SAID UTILITY; THAT I HAVE CAREFULLY EXAMINED THE SAME, AND DECLARE THE SAME TO BE A COMPLETE AND CORRECT STATEMENT OF BUSINESS AND AFFAIRS OF SAID UTILITY FOR THE PERIOD COVERED BY THIS REPORT IN RESPECT TO EACH AND EVERY MATTER AND THING SET FORTH, TO THE BEST OF MY KNOWLEDGE, INFORMATION AND BELIEF.

Sworn Statement: I HEREBY ATTEST THAT ALL PROPERTY TAXES FOR SAID COMPANY ARE CURRENT AND PAID IN FULL.

I HEREBY ATTEST THAT ALL SALES TAXES FOR SAID COMPANY ARE CURRENT AND PAID IN FULL.



[Signature]  
signature of owner/official

480-985-0936 X207  
telephone no.

SUBSCRIBED AND SWORN TO BEFORE ME A NOTARY PUBLIC  
IN AND FOR THE COUNTY

THIS 14 DAY OF Maricopa  
May 2018  
(month) and (year)

MY COMMISSION EXPIRES 1/29/2019  
(date)

[Signature]  
(signature of notary public)

Verification and Sworn Statement

RECEIVED  
MAY 15 2018  
ARIZONA CORP COMMISSION  
REGISTRATION DIVISION - DIRECTOR'S OFFICE

Verification:

State of Arizona I, the undersigned of the  
(state name)  
County of (county name): Pinal  
Name (owner or official) title: Mike Bogle Fiduciary Agent J Little Estate  
Company name: Casa Grande West Water Co., Inc.

DO SAY THAT THIS ANNUAL UTILITY PROPERTY TAX AND SALES TAX REPORT TO THE ARIZONA CORPORATION COMMISSION.

FOR THE YEAR ENDING: 12/31/17

HAS BEEN PREPARED UNDER MY DIRECTION, FROM THE ORIGINAL BOOKS, PAPERS AND RECORDS OF SAID UTILITY; THAT I HAVE CAREFULLY EXAMINED THE SAME, AND DECLARE THE SAME TO BE A COMPLETE AND CORRECT STATEMENT OF BUSINESS AND AFFAIRS OF SAID UTILITY FOR THE PERIOD COVERED BY THIS REPORT IN RESPECT TO EACH AND EVERY MATTER AND THING SET FORTH, TO THE BEST OF MY KNOWLEDGE, INFORMATION AND BELIEF.

Sworn Statement: IN ACCORDANCE WITH THE REQUIREMENTS OF TITLE 40, ARTICLE 8, SECTION 40-401, ARIZONA REVISED STATUTES, IT IS HEREIN REPORTED THAT THE GROSS OPERATING REVENUE OF SAID UTILITY DERIVED FROM ARIZONA INTRASTATE UTILITY OPERATIONS DURING THE CALENDAR YEAR WAS:


Arizona Intrastate Gross Operating Revenues Only (\$)

\$165,342

(The amount in the box above includes

\$9,529 in sales taxes

billed or collected)



*[Handwritten Signature]*

signature of owner/official

480-985-0996 x207

telephone no.

SUBSCRIBED AND SWORN TO BEFORE ME A NOTARY PUBLIC  
IN AND FOR THE COUNTY

THIS 14 DAY OF May 2018  
(month) and (year)

MY COMMISSION EXPIRES 1/29/2019  
(date)

*[Handwritten Signature]*

(signature of notary public)



RECEIVED

MAY 15 2018

Verification and Sworn Statement (Residential Revenue)

Verification:

State of Arizona I, the undersigned of the  
(state name)

County of (county name):

Name (owner or official) title:

Company name:

PINAL  
MIKE BOGLE FIDUCIARY AGENT - J. LITTLE ESTATE  
Casa Grande West Water Co., Inc.

ARIZONA CORP COMMISSION  
UTILITIES DIVISION - DIRECTOR'S OFFICE

DO SAY THAT THIS ANNUAL UTILITY PROPERTY TAX AND SALES TAX REPORT TO THE ARIZONA CORPORATION COMMISSION.

FOR THE YEAR ENDING: 12/31/17

HAS BEEN PREPARED UNDER MY DIRECTION, FROM THE ORIGINAL BOOKS, PAPERS AND RECORDS OF SAID UTILITY; THAT I HAVE CAREFULLY EXAMINED THE SAME, AND DECLARE THE SAME TO BE A COMPLETE AND CORRECT STATEMENT OF BUSINESS AND AFFAIRS OF SAID UTILITY FOR THE PERIOD COVERED BY THIS REPORT IN RESPECT TO EACH AND EVERY MATTER AND THING SET FORTH, TO THE BEST OF MY KNOWLEDGE, INFORMATION AND BELIEF.

Sworn Statement: IN ACCORDANCE WITH THE REQUIREMENTS OF TITLE 40, ARTICLE 8, SECTION 40-401, ARIZONA REVISED STATUTES, IT IS HEREIN REPORTED THAT THE GROSS OPERATING REVENUE OF SAID UTILITY DERIVED FROM ARIZONA INTRASTATE UTILITY OPERATIONS RECEIVED FROM RESIDENTIAL CUSTOMERS DURING THE CALENDAR YEAR WAS:


Arizona Intrastate Gross Operating Revenues Only (\$)

\$165,342

(The amount in the box above includes

\$9,529 in sales taxes

billed or collected)



X [Signature]

signature of owner/official

480-985-0936 x 207  
telephone no.

SUBSCRIBED AND SWORN TO BEFORE ME A NOTARY PUBLIC  
IN AND FOR THE COUNTY

Maricopa  
(county name)

THIS

14

DAY OF

May 2018  
(month) and (year)

MY COMMISSION EXPIRES

1/29/2019  
(date)

[Signature]

(signature of notary public)