

RECEIVED
UTILITY DIVISION
2019 JUL -1 A 11:07
60713...

ANNUAL REPORT

Of

Company Name: Casa Grande West Water Co., Inc.
211 N. Florence St., Ste. 107

Mailing Address: Casa Grande AZ
85122

Docket No.: W-01990A
For the Year Ended: 12/31/18

WATER UTILITY

To

Arizona Corporation Commission

Due on April 15th

Email: rdefafuente@azcc.gov, mail or deliver the completed Annual Report to:
Arizona Corporation Commission
Compliance Section - Utilities Division
1200 West Washington Street
Phoenix, Arizona 85007

Application Type: Original Filing
Application Date: 6/27/2019

7-3-19

ARIZONA CORPORATION COMMISSION
WATER UTILITIY ANNUAL REPORT
Casa Grande West Water Co., Inc.
A Class E Utility

1. For the Calendar Year Ended:

2. Address:
City: State: Zip Code:

3. Telephone Number:

4. Date of Original Organization of Utility:

5. Person to whom correspondence should be addressed concerning this report:

Name:
Telephone No. :
Address:
City: State: Zip Code:
Email:

6. On-Site Manager:

Name:
Telephone No. :
Address:
City: State: Zip Code:
Email:

7. Ownership:

8. Counties Served:

Utility Plant in Service (Water)							
Account No.	Description	Beginning Year Original Cost	Current Year Additions	Current Year Retirements	Adjusted Original Cost	Accumulated Depreciation	OCLD (OC less AD)
301	Organization	\$0	\$0	\$0	\$0	\$0	\$0
302	Franchises	0	0	0	0	0	0
303	Land and Land Rights	1,720	0	0	1,720	0	1,720
304	Structures and Improvements	37,114	0	0	37,114	18,261	18,853
305	Collecting & Improving Reservoirs	0	0	0	0	0	0
306	Lake, River, Canal Intakes	0	0	0	0	0	0
307	Wells and Springs	64,910	0	0	64,910	41,627	23,283
308	Infiltration Galleries	0	0	0	0	0	0
309	Supply Mains	0	0	0	0	0	0
310	Power Generation Equipment	0	0	0	0	0	0
311	Pumping Equipment	17,363	0	0	17,363	15,619	1,744
320	Water Treatment Equipment	0	0	0	0	0	0
320.1	Water Treatment Plants	144,859	0	0	144,859	60,066	84,793
320.2	Solution Chemical Feeders	0	0	0	0	0	0
320.3	Point-of-Use Treatment Devices	0	0	0	0	0	0
330	Distribution Reservoirs and Standpipes	0	0	0	0	0	0
330.1	Storage Tanks	204,822	0	0	204,822	63,129	141,693
330.2	Pressure Tanks	38,821	0	0	38,821	33,144	5,677
331	Transmission and Distribution Mains	59,162	0	0	59,162	27,129	32,033
333	Services	4,964	0	0	4,964	3,871	1,093
334	Meters and Meter Installations	493	2,959	0	3,452	505	2,947
335	Hydrants	0	0	0	0	0	0
336	Backflow Prevention Devices	0	0	0	0	0	0
339	Other Plant and Misc. Equipment	0	0	0	0	0	0
340	Office Furniture and Equipment	525	0	0	525	525	0
340.1	Computer & Software	1,000	0	0	1,000	1,000	0
341	Transportation Equipment	0	0	0	0	0	0
342	Stores Equipment	0	0	0	0	0	0
343	Tools, Shop and Garage Equipment	445	0	0	445	445	0
344	Laboratory Equipment	0	0	0	0	0	0
345	Power Operated Equipment	0	0	0	0	0	0
346	Communication Equipment	0	0	0	0	0	0
347	Miscellaneous Equipment	0	0	0	0	0	0
348	Other Tangible Plant	0	0	0	0	0	0
	Totals	\$576,198	\$2,959	\$0	\$579,157	\$265,321	\$313,836

Instructions: Fill out the Grey Cells with the relevant information. Input 0 or none if there is nothing recorded in that account or there is no applicable information to report.

Casa Grande West Water Co., Inc.
Annual Report
Depreciation Expense for the Current Year (Water)
12/31/18

Depreciation Expense for the Current Year (Water)								
Account No.	Description	Beginning Year Original Cost	Current Year Additions	Current Year Retirements	Adjusted Original Cost	Fully Depreciated/Non-depreciable Plant	Depreciation Percentages	Depreciation Expense
301	Organization	\$0	\$0	\$0	\$0	\$0	0.00%	\$0
302	Franchises	0	0	0	0	0	0.00%	0
303	Land and Land Rights	1,720	0	0	1,720	0	0.00%	0
304	Structures and Improvements	37,114	0	0	37,114	3,377	3.33%	1,123
305	Collecting & Improving Reservoirs	0	0	0	0	0	0.00%	0
306	Lake, River, Canal Intakes	0	0	0	0	0	0.00%	0
307	Wells and Springs	64,910	0	0	64,910	2,806	3.33%	2,068
308	Infiltration Galleries	0	0	0	0	0	0.00%	0
309	Supply Mains	0	0	0	0	0	0.00%	0
310	Power Generation Equipment	0	0	0	0	0	0.00%	0
311	Pumping Equipment	17,363	0	0	17,363	11,785	12.50%	697
320	Water Treatment Equipment	0	0	0	0	0	0.00%	0
320.1	Water Treatment Plants	144,859	0	0	144,859	30,103	3.33%	3,821
320.2	Solution Chemical Feeders	0	0	0	0	0	0.00%	0
320.3	Point-of-Use Treatment Devices	0	0	0	0	0	0.00%	0
330	Distribution Reservoirs and Standpipes	0	0	0	0	0	0.00%	0
330.1	Storage Tanks	204,822	0	0	204,822	0	5.00%	10,241
330.2	Pressure Tanks	38,821	0	0	38,821	32,652	2.00%	123
331	Transmission and Distribution Mains	59,162	0	0	59,162	19,912	2.00%	785
333	Services	4,964	0	0	4,964	3,017	3.33%	65
334	Meters and Meter Installations	493	2,959	0	3,452	0	8.33%	90
335	Hydrants	0	0	0	0	0	0.00%	0
336	Backflow Prevention Devices	0	0	0	0	0	0.00%	0
339	Other Plant and Misc. Equipment	0	0	0	0	0	0.00%	0
340	Office Furniture and Equipment	525	0	0	525	525	6.67%	0
340.1	Computer & Software	1,000	0	0	1,000	1,000	6.67%	0
341	Transportation Equipment	0	0	0	0	0	0.00%	0
342	Stores Equipment	0	0	0	0	0	0.00%	0
343	Tools, Shop and Garage Equipment	445	0	0	445	445	5.00%	0
344	Laboratory Equipment	0	0	0	0	0	0.00%	0
345	Power Operated Equipment	0	0	0	0	0	0.00%	0
346	Communication Equipment	0	0	0	0	0	0.00%	0
347	Miscellaneous Equipment	0	0	0	0	0	0.00%	0
348	Other Tangible Plant	0	0	0	0	0	0.00%	0
	Subtotal	\$576,198	\$2,959	\$0	\$579,157	\$105,622		\$19,014

Contribution(s) in Aid of Construction (Gross)	\$6,158
Less: Non Amortizable Contribution(s)	0
Fully Amortized Contribution(s)	0
Amortizable Contribution(s)	<u>\$6,158</u>
Times: Proposed Amortization Rate	4.02%
Amortization of CIAC	\$247

Less: Amortization of CIAC

DEPRECIATION EXPENSE

Instructions: Fill out the Grey Cells with the relevant information. Input 0 or none if there is nothing recorded in that account or there is no applicable information to report.

**Andersen & Sarnowski, P.C.
Certified Public Accountants
550 E. Cottonwood Lane, Suite C
Casa Grande, Arizona 85122**

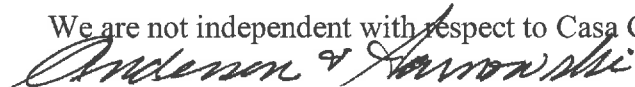
To the Board of Directors
Casa Grande West Water Co., Inc
Casa Grande, Arizona 85122

Management is responsible for the accompanying financial statements of Casa Grande West Water Co., Inc (a corporation), which comprise the balance sheet assets and balance sheet liabilities and owners' equity as of January 1, 2018 and December 31, 2018 and the related statement of water comparative income for the years ended December 31, 2017 and December 31, 2018 included in the accompanying prescribed form in accordance with accounting principles generally accepted in the United States of America. We have performed the compilation engagement in accordance with Statements on Standards for Accounting and Review Services promulgated by the Accounting and Review Services Committee of the AICPA. We did not audit or review the financial statements nor were we required to perform any procedures to verify the accuracy or completeness of the information provided by management. Accordingly, we do not express an opinion, a conclusion, nor provide any form of assurance on these financial statements in the accompanying prescribed form.

The financial statements included in the accompanying prescribed form are intended to comply with the requirements of the Arizona Corporation Commission and are not intended to be a presentation in accordance with accounting principles generally accepted in the United States of America.

The supplementary information contained in the accompanying prescribed form has been presented for purposes of additional analysis and is not a required part of the basic financial statements. This information is the representation and responsibility of management. The information included on pages 2-4, and 8-17 was not subject to our compilation engagement. We do not express an opinion, a conclusion, nor provide any assurance on it.

We are not independent with respect to Casa Grande West Water Co., Inc.


Andersen & Sarnowski, P.C.

June 18, 2019

Casa Grande West Water Co., Inc.
 Annual Report
 Balance Sheet Assets
 12/31/18

Balance Sheet Assets				
	Assets		Balance at Beginning of Year (2018)	Balance at End of Year (2018)
Account No.	Current and Accrued Assets			
131	Cash		\$2,684	\$1,903
134	Working Funds		0	0
135	Temporary Cash Investments		0	0
141	Customer Accounts Receivable		12,544	10,828
146	Notes Receivable from Associated Companies		13,123	13,123
151	Plant Material and Supplies		0	0
162	Prepayments		20,756	20,431
174	Miscellaneous Current and Accrued Assets		1,556	2,755
	Total Current and Accrued Assets		\$50,663	\$49,040
Account No.	Fixed Assets			
101	Utility Plant in Service*		\$576,198	\$579,157
103	Property Held for Future Use		0	0
105	Construction Work in Progress		0	0
108	Accumulated Depreciation (enter as negative)*		(246,307)	(265,321)
121	Non-Utility Property		1,525	1,525
122	Accumulated Depreciation - Non Utility		(1,525)	(1,525)
	Total Fixed Assets		\$329,891	\$313,836
	Total Assets		\$380,554	\$362,876

Instructions: Fill out the Grey Cells with the relevant information. Input 0 or none if there is nothing recorded in that account or there is no applicable information to report.

*Note these items feed automatically from AR3 UPIS Page 3

Casa Grande West Water Co., Inc.
Annual Report
Balance Sheet Liabilities and Owners Equity

Balance Sheet Liabilities and Owners Equity				
	Liabilities		Balance at Beginning of Year (2018)	Balance at End of Year (2018)
Account No.	Current Liabilities			
231	Accounts Payable		\$680	\$42
232	Notes Payable (Current Portion)		10,891	11,358
234	Notes Payable to Associated Companies		0	0
235	Customer Deposits		960	840
236	Accrued Taxes		6,381	6,621
237	Accrued Interest		0	0
242	Miscellaneous Current and Accrued Liabilities		2,258	1,995
	Total Current Liabilities		\$21,170	\$20,856
	Long Term Debt			
224	Long Term Debt (Notes and Bonds)		\$187,771	\$175,947
	Deferred Credits			
251	Unamortized Premium on Debt		\$0	\$0
252	Advances in Aid of Construction		0	0
255	Accumulated Deferred Investment Tax Credits		0	0
271	Contributions in Aid of Construction		6,158	6,158
272	Less: Amortization of Contributions		(1,129)	(1,376)
281	Accumulated Deferred Income Tax		15,072	13,845
	Total Deferred Credits		\$20,101	\$18,627
	Total Liabilites		\$229,042	\$215,430
	Capital Accounts			
201	Common Stock Issued		\$100	\$100
211	Other Paid-In Capital		16,926	16,926
215	Retained Earnings		134,486	130,420
218	Proprietary Capital (Sole Props and Partnerships)		0	0
	Total Capital		\$151,512	\$147,446
	Total Liabilities and Capital		\$380,554	\$362,876

Instructions: Fill out the Grey Cells with the relevant information. Input 0 or none if there is nothing recorded in that account or there is no applicable information to report.

Note: Total liabilities and Capital must match total assets for the beginning and end of the year!

Casa Grande West Water Co., Inc.
Annual Report
Water Comparative Income Statement
12/31/18

Water Comparative Income Statement			
Account No.	Calendar Year	Current Year 01/01/2018 - 12/31/2018	Last Year 01/01/2017 - 12/31/2017
	Operating Revenue		
461	Metered Water Revenue	\$152,694	\$160,304
460	Unmetered Water Revenue	0	5,038
462	Fire Protection Revenue	0	0
469	Guaranteed Revenues (Surcharges)	0	0
471	Miscellaneous Service Revenues	0	0
474	Other Water Revenue	0	0
	Total Revenues	\$152,694	\$165,342
	Operating Expenses		
601	Salaries and Wages	\$24,967	\$25,999
604	Employee Pensions and Benefits	0	0
610	Purchased Water	247	251
615	Purchased Power	15,839	13,672
618	Chemicals	1,734	6,132
620	Materials and Supplies	0	0
620.1	Repairs and Maintenance	5,911	10,342
620.2	Office Supplies and Expense	4,169	3,042
630	Contractual Services	24,000	22,646
631	Contractual Services -Engineering	0	0
632	Contractual Services - Accounting	4,586	4,930
633	Contractual Services - Legal	0	0
634	Contractual Services - Management Fees	0	0
635	Contractual Services - Water Testing	1,795	1,145
636	Contractual Services - Other	0	0
640	Rents	0	0
641	Rental of Building/Real Property	4,597	4,297
642	Rental of Equipment	0	0
650	Transportation Expenses	4,284	3,391
657	Insurance - General Liability	2,262	957
657.1	Insurance - Health and Life	0	0
665	Regulatory Commission Expense - Rate	0	0
670	Bad Debt Expense	1,716	8,744
675	Miscellaneous Expense	20,810	20,743
403	Depreciation Expense (From Schedule AR4)	18,767	18,234
408	Taxes Other Than Income	12,374	11,649
408.11	Property Taxes	7,339	6,985
409	Income Taxes	(780)	50
427.1	Customer Security Deposit Interest	0	0
	Total Operating Expenses	\$154,617	\$163,209
	Operating Income / (Loss)	(\$1,923)	\$2,133
	Other Income / (Expense)		
419	Interest and Dividend Income	\$1	\$1
421	Non-Utility Income	177	(6,420)
426	Miscellaneous Non-Utility (Expense)	0	(1,000)
427	Interest (Expense)	(2,322)	(2,457)
	Total Other Income / (Expense)	(\$2,144)	(\$9,876)
	Net Income / (Loss)	(\$4,067)	(\$7,743)

Instructions: Fill out the Grey Cells with the relevant information. Input 0 or none if there is nothing recorded in that account or there is no applicable information to report.

Full time equivalent employees

	Direct Company	Outside service	Total
President	0.0	0.0	0.0
Vice-president	0.0	0.0	0.0
Manager	0.0	0.0	0.0
Engineering Staff	0.0	0.0	0.0
System Operator(s)	0.8	0.8	1.6
Meter reader	0.0	0.0	0.0
Customer Service	0.0	0.0	0.0
Accounting	0.0	0.0	0.0
Business Office	0.0	0.0	0.0
Rates Department	0.0	0.0	0.0
Administrative Staff	0.0	0.0	0.0
Other	0.0	0.0	0.0
Total	0.8	0.8	1.6

Instructions: Fill out the Grey Cells with the relevant information. Input 0 or none if there is nothing recorded in that account or there is no applicable information to report. A full-time employee is based on 2080 total hours per year. Please calculate partial employees using 2080 hours.

Casa Grande West Water Co., Inc.
 Annual Report
 Supplemental Financial Data (Long-Term Debt)
 12/31/18

Supplemental Financial Data (Long-Term Debt)				
	Loan #1	Loan #2	Loan #3	Loan #4
Date Issued	4/19/1902	N/A	N/A	N/A
Source of Loan	WIFA	0	0	0
ACC Decision No.	72035	0	0	0
Reason for Loan	Arsn Trst Tk 100,000	0	0	0
Dollar Amt. Issued	\$259,335	\$0	\$0	\$0
Amount Outstanding	\$187,305	\$0	\$0	\$0
Date of Maturity	20 Years	1/0/1900	1/0/1900	1/0/1900
Interest Rate	4.20%	0.00%	0.00%	0.00%
Current Year Interest	\$2,321	\$0	\$0	\$0
Current Year Principal	\$11,357	\$0	\$0	\$0

Meter Deposit Balance at Test Year End:	\$840
---	-------

Meter Deposits Refunded During the Test Year:	\$120
---	-------

List all bonds, notes, loans, and other types of indebtedness in which the proceeds were used in the provision of public utility service. Indebtedness incurred for personal uses by the owner of the utility should not be listed. Input 0 or none if there is nothing to report for that cell.

Water Utility Plant Description

Name of the System:	CASA GRANDE WEST WATER CO
ADEQ Public Water System Number:	AZ0411024
ADWR PCC Number:	91-000530.0000

MAINS		
Sizes (inches)	Material	Length (feet)
2.00	NA	0
3.00	NA	0
4.00	PVC	32,900
5.00	Transite	unknown
6.00	PVC	14,498
8.00	NA	0
10.00	NA	0
12.00	NA	0
NA	NA	0
NA	NA	0
NA	NA	0
NA	NA	0
NA	NA	0
0.00	NA	0

CUSTOMER METERS	
Size (inches)	Quantity
5/8 X 3/4	0
0.75	297
1	2
1.5	0
Compound 2	0
Turbine 2	0
Compound 3	0
Turbine 3	0
Compound 4	0
Turbine 4	0
Compound 6	0
Turbine 6	0
8	0
NA	
NA	
5/8 X 3/4	
NA	

SERVICE LINES	
Material	Percent of system
NA	0%
NA	0%
NA	0%
NA	0%
NA	0%

BOOSTER PUMPS		
Horsepower	GPM	Quantity
10		2
N/		0

FIRE HYDRANTS	
Type	Quantity
Standard *	N/A
Other	N/A

STORAGE TANKS		
Capacity (gallons)	Material	Quantity
10,000 (offline)		2
8,000 (offline)		1
125,000		1 South Well

PRESSURE/BLADDER TANKS		
Capacity (gallons)	Material	Quantity
None		
1,500 Gallons		1

Instructions: Fill out the Grey Cells with the relevant information. Input 0 or none if there is nothing recorded in that account or there is no applicable information to report. Copy and paste this sheet as many times as is necessary.

* A standard fire hydrant has two 2.5 inch hose connection nozzles with 7.5 threads per inch, and one 4.5 inch pumper connection nozzle with 4 threads per inch.

Customer and Other Information	
Name of the System:	CASA GRANDE WEST WATER CO
ADEQ Public Water System Number:	AZ0411024
ADWR PCC Number:	91-000530.0000

Month	Number of Customers				
	Single-Family	Multi-Family	Commercial	Turf/Irrigation	Other Non-Residential
January	295	0	0	0	0
February	29	0	0	0	0
March	293	0	0	0	0
April	291	0	0	0	0
May	290	0	0	0	0
June	292	0	0	0	0
July	295	0	0	0	0
August	297	0	0	0	0
September	297	0	0	0	0
October	293	0	0	0	0
November	294	0	0	0	0
December	296	0	0	0	0

If the system has fire hydrants, what is the fire flow requirements? GPM for hrs.

Does the system have chlorination treatment?

Does the Company have an ADWR Gallons Per Capita Per Day (GCPCPD) requirement?
 If yes, provide the GCPCPD amount:

Is the Water Utility located in an ADWR Active Management Area (AMA)?
 If yes, which AMA?

Instructions: Fill out the Grey Cells with the relevant information. Input 0 or none if there is nothing recorded in that account or there is no applicable information to report. Copy and paste this sheet as many times as is necessary.

Casa Grande West Water Co., Inc.
Annual Report
Property Taxes
12/31/18

Property Taxes	
----------------	--

Amount of actual property taxes paid during Calendar Year 2018 was	
--	--

\$7,339

If no property taxes paid, explain why.

N/A

Instructions: Fill out the Grey Cells with the relevant information. Input 0 or none if there is nothing recorded in that account or there is no applicable information to report.

Verification and Sworn Statement (Taxes)

Verification: State of Arizona I, the undersigned of the
(state name)

County of (county name): Pinal
Name (owner or official) title: Bobby Gordon, Manager
Company name: Casa Grande West Water Co., Inc.

DO SAY THAT THIS ANNUAL UTILITY PROPERTY TAX AND SALES TAX REPORT TO THE ARIZONA CORPORATION COMMISSION.

FOR THE YEAR ENDING: 12/31/18

HAS BEEN PREPARED UNDER MY DIRECTION, FROM THE ORIGINAL BOOKS, PAPERS AND RECORDS OF SAID UTILITY; THAT I HAVE CAREFULLY EXAMINED THE SAME, AND DECLARE THE SAME TO BE A COMPLETE AND CORRECT STATEMENT OF BUSINESS AND AFFAIRS OF SAID UTILITY FOR THE PERIOD COVERED BY THIS REPORT IN RESPECT TO EACH AND EVERY MATTER AND THING SET FORTH, TO THE BEST OF MY KNOWLEDGE, INFORMATION AND BELIEF.

Sworn Statement: I HEREBY ATTEST THAT ALL PROPERTY TAXES FOR SAID COMPANY ARE CURRENT AND PAID IN FULL.

I HEREBY ATTEST THAT ALL SALES TAXES FOR SAID COMPANY ARE CURRENT AND PAID IN FULL.

Bobby David Gordon
signature of owner/official

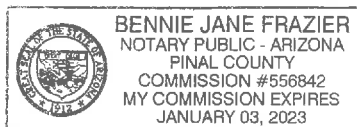
520-560-7831
telephone no.

RECEIVED
PROPERTY TAX DIVISION
2019 JUL -1 A 11:06
1010138-112

SUBSCRIBED AND SWORN TO BEFORE ME A NOTARY PUBLIC
IN AND FOR THE COUNTY

THIS 26 DAY OF JUNE 2019
(month) and (year)

MY COMMISSION EXPIRES 01/03/2023
(date)



Bennie Jane Frazier
(signature of notary public)

Verification and Sworn Statement

Verification:

State of Arizona I, the undersigned of the
(state name)
County of (county name): Pinal
Name (owner or official) title: Bobby Gordon, Manager
Company name: Casa Grande West Water Co., Inc.

DO SAY THAT THIS ANNUAL UTILITY PROPERTY TAX AND SALES TAX REPORT TO THE ARIZONA CORPORATION COMMISSION.

FOR THE YEAR ENDING: 12/31/18

HAS BEEN PREPARED UNDER MY DIRECTION, FROM THE ORIGINAL BOOKS, PAPERS AND RECORDS OF SAID UTILITY; THAT I HAVE CAREFULLY EXAMINED THE SAME, AND DECLARE THE SAME TO BE A COMPLETE AND CORRECT STATEMENT OF BUSINESS AND AFFAIRS OF SAID UTILITY FOR THE PERIOD COVERED BY THIS REPORT IN RESPECT TO EACH AND EVERY MATTER AND THING SET FORTH, TO THE BEST OF MY KNOWLEDGE, INFORMATION AND BELIEF.

Sworn Statement: IN ACCORDANCE WITH THE REQUIREMENTS OF TITLE 40, ARTICLE 8, SECTION 40-401, ARIZONA REVISED STATUTES, IT IS HEREIN REPORTED THAT THE GROSS OPERATING REVENUE OF SAID UTILITY DERIVED FROM ARIZONA INTRASTATE UTILITY OPERATIONS DURING THE CALENDAR YEAR WAS:

Arizona Intrastate Gross Operating Revenues Only (\$)

\$152,694

(The amount in the box above includes

\$10,362 in sales taxes
billed or collected)

RECEIVED
JUL 11 11:06 AM '19
NOTARY PUBLIC

Bobby David Gordon
signature of owner/official

520-560-7831
telephone no.

SUBSCRIBED AND SWORN TO BEFORE ME A NOTARY PUBLIC
IN AND FOR THE COUNTY

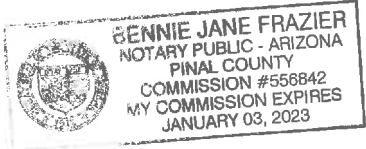
PINAL
(county name)

THIS 26

DAY OF JUNE 2019
(month) and (year)

MY COMMISSION EXPIRES

01/03/2023
(date)



Bennie Jane Frazier
(signature of notary public)

Verification and Sworn Statement (Residential Revenue)

Verification:

State of Arizona I, the undersigned of the
(state name)

County of (county name): Pinal
Name (owner or official) title: Bobby Gordon, Manager
Company name: Casa Grande West Water Co., Inc.

DO SAY THAT THIS ANNUAL UTILITY PROPERTY TAX AND SALES TAX REPORT TO THE ARIZONA CORPORATION COMMISSION.

FOR THE YEAR ENDING: 12/31/18

HAS BEEN PREPARED UNDER MY DIRECTION, FROM THE ORIGINAL BOOKS, PAPERS AND RECORDS OF SAID UTILITY; THAT I HAVE CAREFULLY EXAMINED THE SAME, AND DECLARE THE SAME TO BE A COMPLETE AND CORRECT STATEMENT OF BUSINESS AND AFFAIRS OF SAID UTILITY FOR THE PERIOD COVERED BY THIS REPORT IN RESPECT TO EACH AND EVERY MATTER AND THING SET FORTH, TO THE BEST OF MY KNOWLEDGE, INFORMATION AND BELIEF.

Sworn Statement: IN ACCORDANCE WITH THE REQUIREMENTS OF TITLE 40, ARTICLE 8, SECTION 40-401, ARIZONA REVISED STATUTES, IT IS HEREIN REPORTED THAT THE GROSS OPERATING REVENUE OF SAID UTILITY DERIVED FROM ARIZONA INTRASTATE UTILITY OPERATIONS RECEIVED FROM RESIDENTIAL CUSTOMERS DURING THE CALENDAR YEAR WAS:

Arizona Intrastate Gross Operating Revenues Only (\$)
\$152,694
(The amount in the box above includes
\$10,362 in sales taxes
billed or collected)

NOTARIAL PUBLIC
2019 JUL -1 A 11:05
BENNIE JANE FRAZIER


Bobby David Gordon
signature of owner/official

520-560-7831
telephone no.

SUBSCRIBED AND SWORN TO BEFORE ME A NOTARY PUBLIC
IN AND FOR THE COUNTY PINAL
(county name)

THIS 26 DAY OF JUNE 2019
(month) and (year)

MY COMMISSION EXPIRES 01/03/2023
(date)



Bennie Jane Frazier
(signature of notary public)