

RECEIVED
UTILITIES DIVISION

2020 JUN 16 P 1:24

ANNUAL REPORT

ARIZONA CORPORATION
COMMISSION

Of

Company Name:
211 N. Florence St., Ste. 107

Mailing Address: Casa Grande AZ
85122

Docket No.: W-01990A
For the Year Ended:

WATER UTILITY

To

Arizona Corporation Commission

Due on April 15th

Email: rdelafuente@azcc.gov, mail or deliver the completed Annual Report to:
Arizona Corporation Commission
Compliance Section - Utilities Division
1200 West Washington Street
Phoenix, Arizona 85007

Application Type:
Application Date:

ARIZONA CORPORATION COMMISSION
WATER UTILITY ANNUAL REPORT
Casa Grande West Water Co., Inc.
A Class Utility

For the Calendar Year Ended: 12/31/19

Primary Address:
City: State: Zip Code:

Telephone Number:

Date of Original Organization of Utility:

Person to whom correspondence should be addressed concerning this report:

Name:
Telephone No. :
Address:
City: State: Zip Code:
Email:

Name:
Telephone No. :
Address:
City: State: Zip Code:
Email:

Name:
Telephone No. :
Address:
City: State: Zip Code:
Email:

Name:
Telephone No. :
Address:
City: State: Zip Code:
Email:

Name:
Telephone No. :
Address:
City: State: Zip Code:
Email:

Ownership:

Counties Served:

Important changes during the year

	For those companies not subject to the affiliated interest rules, has there been a change in ownership or direct control during the year?
	If yes, please provide specific details in the box below.
	N/A

	Has the company been notified by any other regulatory authorities during the year, that they are out of compliance?
	If yes, please provide specific details in the box below.
	N/A

Casa Grande West Water Co., Inc.
Annual Report
Utility Plant in Service (Water)
12/31/19

Utility Plant in Service (Water)							
Account No.	Description	Beginning Year Original Cost	Current Year Additions	Current Year Retirements	Adjusted Original Cost	Accumulated Depreciation	OCI.D (OC less AD)
301	Organization	\$0	\$0	\$0	\$0	\$0	\$0
302	Franchises	0	0	0	0	0	0
303	Land and Land Rights	1,720	0	0	1,720	0	1,720
304	Structures and Improvements	37,114	0	0	37,114	19,384	17,730
305	Collecting & Improving Reservoirs	0	0	0	0	0	0
306	Lake, River, Canal Intakes	0	0	0	0	0	0
307	Wells and Springs	64,910	0	0	64,910	43,695	21,215
308	Infiltration Galleries	0	0	0	0	0	0
309	Supply Mains	0	0	0	0	0	0
310	Power Generation Equipment	0	0	0	0	0	0
311	Pumping Equipment	17,363	0	0	17,363	16,316	1,047
320	Water Treatment Equipment	0	0	0	0	0	0
320.1	Water Treatment Plants	144,859	0	0	144,859	63,887	80,972
320.2	Solution Chemical Feeders	0	0	0	0	0	0
320.3	Point-of-Use Treatment Devices	0	0	0	0	0	0
330	Distribution Reservoirs and Standpipes	0	0	0	0	0	0
330.1	Storage Tanks	204,822	0	0	204,822	73,371	131,451
330.2	Pressure Tanks	38,821	0	0	38,821	33,267	5,554
331	Transmission and Distribution Mains	59,162	9,379	0	68,541	28,008	40,533
333	Services	4,964	0	0	4,964	3,936	1,028
334	Meters and Meter Installations	3,452	0	0	3,452	792	2,660
335	Hydrants	0	0	0	0	0	0
336	Backflow Prevention Devices	0	0	0	0	0	0
339	Other Plant and Misc. Equipment	0	0	0	0	0	0
340	Office Furniture and Equipment	525	0	0	525	525	0
340.1	Computer & Software	1,000	0	0	1,000	1,000	0
341	Transportation Equipment	0	0	0	0	0	0
342	Stores Equipment	0	0	0	0	0	0
343	Tools, Shop and Garage Equipment	445	0	0	445	445	0
344	Laboratory Equipment	0	0	0	0	0	0
345	Power Operated Equipment	0	0	0	0	0	0
346	Communication Equipment	0	0	0	0	0	0
347	Miscellaneous Equipment	0	0	0	0	0	0
348	Other Tangible Plant	0	0	0	0	0	0
	Totals	\$579,157	\$9,379	\$0	\$588,536	\$284,626	\$303,910

Casa Grande West Water Co., Inc.
 Annual Report
 Depreciation Expense for the Current Year (Water)
 12/31/19

Depreciation Expense for the Current Year (Water)									
Account No.	Description	Beginning Year Original Cost	Current Year Additions	Current Year Retirements	Adjusted Original Cost	Fully Depreciated/Non-depreciable Plant	Depreciable Plant	Depreciation Percentages	Depreciation Expense
301	Organization	\$0	\$0	\$0	\$0	\$0	\$0	0.00%	\$0
302	Franchises	0	0	0	0	0	0	0.00%	0
303	Land and Land Rights	1,720	0	0	1,720	0	1,720	0.00%	0
304	Structures and Improvements	37,114	0	0	37,114	3,377	33,737	3.33%	1,123
305	Collecting & Improving Reservoirs	0	0	0	0	0	0	0.00%	0
306	Lake, River, Canal Intakes	0	0	0	0	0	0	0.00%	0
307	Wells and Springs	64,910	0	0	64,910	2,806	62,104	3.33%	2,068
308	Infiltration Galleries	0	0	0	0	0	0	0.00%	0
309	Supply Mains	0	0	0	0	0	0	0.00%	0
310	Power Generation Equipment	0	0	0	0	0	0	0.00%	0
311	Pumping Equipment	17,363	0	0	17,363	11,785	5,578	12.50%	697
320	Water Treatment Equipment	0	0	0	0	0	0	0.00%	0
320.1	Water Treatment Plants	144,859	0	0	144,859	30,103	114,756	3.33%	3,821
320.2	Solution Chemical Feeders	0	0	0	0	0	0	0.00%	0
320.3	Point-of-Use Treatment Devices	0	0	0	0	0	0	0.00%	0
330	Distribution Reservoirs and Standpipes	0	0	0	0	0	0	0.00%	0
330.1	Storage Tanks	204,822	0	0	204,822	0	204,822	5.00%	10,241
330.2	Pressure Tanks	38,821	0	0	38,821	32,652	6,169	2.00%	123
331	Transmission and Distribution Mains	59,162	9,379	0	68,541	19,912	48,629	2.00%	879
333	Services	4,964	0	0	4,964	3,017	1,947	3.33%	65
334	Meters and Meter Installations	3,452	0	0	3,452	0	3,452	8.33%	288
335	Hydrants	0	0	0	0	0	0	0.00%	0
336	Backflow Prevention Devices	0	0	0	0	0	0	0.00%	0
339	Other Plant and Misc. Equipment	0	0	0	0	0	0	0.00%	0
340	Office Furniture and Equipment	525	0	0	525	525	0	6.67%	0
340.1	Computer & Software	1,000	0	0	1,000	1,000	0	6.67%	0
341	Transportation Equipment	0	0	0	0	0	0	0.00%	0
342	Stores Equipment	0	0	0	0	0	0	0.00%	0
343	Tools, Shop and Garage Equipment	445	0	0	445	445	0	5.00%	0
344	Laboratory Equipment	0	0	0	0	0	0	0.00%	0
345	Power Operated Equipment	0	0	0	0	0	0	0.00%	0
346	Communication Equipment	0	0	0	0	0	0	0.00%	0
347	Miscellaneous Equipment	0	0	0	0	0	0	0.00%	0
348	Other Tangible Plant	0	0	0	0	0	0	0.00%	0
	Subtotal	\$579,157	\$9,379	\$0	\$588,536	\$105,622	\$482,914		\$19,306

Contribution(s) in Aid of Construction (Gross) \$6,158
 Less: Non Amortizable Contribution(s) 0
 Fully Amortized Contribution(s) 0
 Amortizable Contribution(s) \$6,158
 Times: Proposed Amortization Rate 4.00%
Amortization of CIAC \$246

Less: Amortization of CIAC
DEPRECIATION EXPENSE

Casa Grande West Water Co., Inc.
 Annual Report
 Balance Sheet Assets
 12/31/19

Balance Sheet Assets				
	Assets		Balance at Beginning of Year (2019)	Balance at End of Year (2019)
Account No.	Current and Accrued Assets			
131	Cash		\$1,903	\$8,366
134	Working Funds		0	0
135	Temporary Cash Investments		0	0
141	Customer Accounts Receivable		10,828	17,330
146	Notes Receivable from Associated Companies		13,123	13,123
151	Plant Material and Supplies		0	0
162	Prepayments		20,431	20,613
174	Miscellaneous Current and Accrued Assets		2,755	1,955
	Total Current and Accrued Assets		\$49,040	\$61,387
Account No.	Fixed Assets			
101	Utility Plant in Service*		\$579,157	\$587,012
103	Property Held for Future Use		0	0
105	Construction Work in Progress		0	0
108	Accumulated Depreciation (enter as negative)*		(265,321)	(283,101)
121	Non-Utility Property		1,525	1,525
122	Accumulated Depreciation - Non Utility		(1,525)	(1,525)
	Total Fixed Assets		\$313,836	\$303,911
	Total Assets		\$362,876	\$365,298

*Note these items feed automatically from AR3 UPIS Page 4

**Andersen & Sarnowski, P.C.
Certified Public Accountants
550 E. Cottonwood Lane, Suite C
Casa Grande, Arizona 85122**

To the Board of Directors
Casa Grande West Water Co., Inc
Casa Grande, Arizona 85122

Management is responsible for the accompanying financial statements of Casa Grande West Water Co., Inc (a corporation), which comprise the balance sheet assets and balance sheet liabilities and owners' equity as of January 1, 2019 and December 31, 2019 and the related statement of water comparative income for the years ended December 31, 2018 and December 31, 2019 included in the accompanying prescribed form in accordance with accounting principles generally accepted in the United States of America. We have performed the compilation engagement in accordance with Statements on Standards for Accounting and Review Services promulgated by the Accounting and Review Services Committee of the AICPA. We did not audit or review the financial statements nor were we required to perform any procedures to verify the accuracy or completeness of the information provided by management. Accordingly, we do not express an opinion, a conclusion, nor provide any form of assurance on these financial statements in the accompanying prescribed form.

The financial statements included in the accompanying prescribed form are intended to comply with the requirements of the Arizona Corporation Commission and are not intended to be a presentation in accordance with accounting principles generally accepted in the United States of America.

The supplementary information contained in the accompanying prescribed form has been presented for purposes of additional analysis and is not a required part of the basic financial statements. This information is the representation and responsibility of management. The information included on pages 2-5, and 9-20 was not subject to our compilation engagement. We do not express an opinion, a conclusion, nor provide any assurance on it.

We are not independent with respect to Casa Grande West Water Co., Inc.

Andersen & Sarnowski, P.C.

June 11, 2020

Casa Grande West Water Co., Inc.
Annual Report
Balance Sheet Liabilities and Owners Equity

Balance Sheet Liabilities and Owners Equity				
	Liabilities		Balance at Beginning of Year (2019)	Balance at End of Year (2019)
Account No.	Current Liabilities			
231	Accounts Payable		\$42	\$828
232	Notes Payable (Current Portion)		11,358	12,351
234	Notes Payable to Associated Companies		0	0
235	Customer Deposits		840	840
236	Accrued Taxes		6,621	540
237	Accrued Interest		0	0
242	Miscellaneous Current and Accrued Liabilities		1,995	978
	Total Current Liabilities		\$20,856	\$15,537
	Long Term Debt			
224	Long Term Debt (Notes and Bonds)		\$175,947	\$163,110
	Deferred Credits			
251	Unamortized Premium on Debt		\$0	\$0
252	Advances in Aid of Construction		0	0
255	Accumulated Deferred Investment Tax Credits		0	0
271	Contributions in Aid of Construction		6,158	6,158
272	Less: Amortization of Contributions		(1,376)	(1,622)
281	Accumulated Deferred Income Tax		13,845	18,994
	Total Deferred Credits		\$18,627	\$23,530
	Total Liabilities		\$215,430	\$202,177
	Capital Accounts			
201	Common Stock Issued		\$100	\$100
211	Other Paid-In Capital		16,926	16,926
215	Retained Earnings		130,420	146,095
218	Proprietary Capital (Sole Props and Partnerships)		0	
	Total Capital		\$147,446	\$163,121
	Total Liabilities and Capital		\$362,876	\$365,298

Note: Total liabilities and Capital must match total assets for the beginning and end of the year!

Casa Grande West Water Company, Inc.
Annual Report
Water Comparative Income Statement
12/31/19

Water Comparative Income Statement			
Account No.	Calendar Year	Current Year 01/01/2019 - 12/31/2019	Last Year 01/01/2018 - 12/31/2018
	Operating Revenue		
461	Metered Water Revenue	\$162,989	\$152,694
460	Unmetered Water Revenue	5,959	0
462	Fire Protection Revenue	0	0
469	Guaranteed Revenues (Surcharges)	0	0
471	Miscellaneous Service Revenues	0	0
474	Other Water Revenue	0	0
	Total Revenues	\$168,948	\$152,694
	Operating Expenses		
601	Salaries and Wages	\$10,350	\$24,967
604	Employee Pensions and Benefits	0	0
610	Purchased Water	261	247
615	Purchased Power	13,232	15,839
618	Chemicals	450	1,734
620	Materials and Supplies	0	0
620.1	Repairs and Maintenance	6,317	5,911
620.2	Office Supplies and Expense	4,109	4,169
630	Contractual Services	30,000	24,000
631	Contractual Services - Engineering	0	0
632	Contractual Services - Accounting	0	4,586
633	Contractual Services - Legal	8,659	0
634	Contractual Services - Management Fees	0	0
635	Contractual Services - Water Testing	1,055	1,795
636	Contractual Services - Other	0	0
640	Rents	0	0
641	Rental of Building/Real Property	4,297	4,597
642	Rental of Equipment	0	0
650	Transportation Expenses	1,566	4,284
657	Insurance - General Liability	25	2,262
657.1	Insurance - Health and Life	0	0
665	Regulatory Commission Expense - Rate	0	0
670	Bad Debt Expense	4,026	1,716
675	Miscellaneous Expense	25,087	20,810
403	Depreciation Expense (From Schedule AR4)	19,060	18,767
408	Taxes Other Than Income	10,630	12,374
408.11	Property Taxes	7,338	7,339
409	Income Taxes	5,967	(780)
427.1	Customer Security Deposit Interest	0	0
	Total Operating Expenses	\$152,429	\$154,617
	Operating Income / (Loss)	\$16,519	(\$1,923)
	Other Income / (Expense)		
419	Interest and Dividend Income	\$1	\$1
421	Non-Utility Income	1,338	177
426	Miscellaneous Non-Utility (Expense)	0	0
427	Interest (Expense)	(2,183)	(2,322)
	Total Other Income / (Expense)	(\$844)	(\$2,144)
	Net Income / (Loss)	\$15,675	(\$4,067)

Casa Grande West Water Co., Inc.
 Annual Report
 Full time equivalent employees
 12/31/19

Full time equivalent employees

	Direct Company	Allocated	Outside service	Total
President	0.0	0.0	0.0	0.0
Vice-president	0.0	0.0	0.0	0.0
Manager	0.0	0.0	0.0	0.0
Engineering Staff	0.0	0.0	0.0	0.0
System Operator(s)	0.8	0.0	0.0	0.8
Meter reader	0.0	0.0	0.0	0.0
Customer Service	0.0	0.0	0.0	0.0
Accounting	0.0	0.0	0.0	0.0
Business Office	0.0	0.0	0.0	0.0
Rates Department	0.0	0.0	0.0	0.0
Administrative Staff	0.0	0.0	0.0	0.0
Other	0.0	0.0	0.0	0.0
Total	0.8	0.0	0.0	0.8

Casa Grande West Water Co., Inc.
 Annual Report
 Supplemental Financial Data (Long-Term Debt)
 12/31/19

Supplemental Financial Data (Long-Term Debt)				
	Loan #1	Loan #2	Loan #3	Loan #4
Date Issued	4/5/2011	N/A	N/A	N/A
Source of Loan	WIFA	0	0	0
ACC Decision No.	72035	0	0	0
Reason for Loan	Arsn Trst Tk 100,0	0	0	0
Dollar Amt. Issued	\$259,335	\$0	\$0	\$0
Amount Outstanding	\$175,461	\$0	\$0	\$0
Date of Maturity	20 Years	1/0/1900	1/0/1900	1/0/1900
Interest Rate	4.20%	0.00%	0.00%	0.00%
Current Year Interest	\$2,183	\$0	\$0	\$0
Current Year Principal	\$11,444	\$0	\$0	\$0

Meter Deposit Balance at Test Year End:	\$840
---	-------

Meter Deposits Refunded During the Test Year:	\$0
---	-----

List all bonds, notes, loans, and other types of indebtedness in which the proceeds were used in the provision of public utility service. Indebtedness incurred for personal uses by the owner of the utility should not be listed. Input 0 or none if there is nothing to report for that cell.

Water Utility Plant Description	
Name of the System:	CASA GRANDE WEST WATER CO
ADLQ Public Water System Number:	AZ0411024
ADWR PCC Number:	56-001312.0000

MAINS		
Sizes (inches)	Material	Length (feet)
2.00	NA	0
3.00	NA	0
4.00	PVC	32,900
5.00	Transite	UNKNOWN
6.00	PVC	14,498
8.00	NA	0
10.00	NA	0
12.00	NA	0
NA	NA	0
NA	NA	0
NA	NA	0
NA	NA	0
NA	NA	0
NA	NA	0

CUSTOMER METERS			
Size (inches)	Quantity	Percent over 1,00,000 gallons	Percent over 10 years old
5/8 X 3/4	0	0%	0%
0.75	302	43%	68%
1	2	50%	100%
1.5	0	0%	0%
Compound 2	0	0%	0%
Turbine 2	0	0%	0%
Compound 3	0	0%	0%
Turbine 3	0	0%	0%
Compound 4	0	0%	0%
Turbine 4	0	0%	0%
Compound 6	0	0%	0%
Turbine 6	0	0%	0%
8	0	0%	0%
NA	0	0%	0%
NA	0	0%	0%
NA	0	0%	0%

SERVICE LINES		
Material	Percent of system	Year installed
NA	0%	
NA	0%	
NA	0%	
NA	0%	
NA	0%	

BOOSTER PUMPS		
Horsepower	GPM	Quantity
10	180	2
N/A		0
N/A		0
N/A		0

FIRE HYDRANTS	
Type	Quantity
Standard *	0
Other	0

STORAGE TANKS			
Capacity (gallons)	Material	Quantity	Year installed
10,000 (offline)	Steel	2	2007
8,000	Steel	1	2004
125,000	Steel	1	2015

PRESSURE/BLADDER TANKS			
Capacity (gallons)	Material	Quantity	Year installed
1,500	Steel	1	2015

* A standard fire hydrant has two 2.5 inch hose connection nozzles with 7.5 threads per inch, and one 4.5 inch pumper connection nozzle with 4 threads per inch.

Water Utility Plant Description (Continued)

For the following three items, list the utility owned assets in each category for each system.

TREATMENT EQUIPMENT:	Arsenic Treatment Vessels, Continuous Chlorination, Treatment Media Change in 2019
STRUCTURES:	Three: out of service storage tanks/ One: out of service hydrotank One: 100,000 Gal plus in service storage tank Two: Arsenic treatment vessels One: In service 1,500 Gal Hydrotank One: Chlorinator
OTHER:	N/A

Provide a calculation used to determine the value of one water equivalent residential connection (ERC).

Use one of the following methods:

- (a) If actual flow data are available from the preceding 12 months, divide the total annual single family residence (SFR) gallons sold by the average number of single family residence customers for the same period and divide the result by
- (b) If no historical flow data are available, use:
 $ERC = (\text{Total SFR gallons sold (Omit 000)} / 365 \text{ days} / 350 \text{ gallons per day})$

ERC:

185

 Method used:

(b)

Customer and Other Information	
Name of the System:	CASA GRANDE WEST WATER CO
ADEQ Public Water System Number:	AZ0411024
ADWR PCC Number:	56-001312.0000

Month	Number of Customers				
	Single-Family	Multi-Family	Commrcial	Turf/Irrigation	Other Non-Residential
January	298	0	0	0	0
February	299	0	0	0	0
March	303	0	0	0	0
April	303	0	0	0	0
May	303	0	0	0	0
June	303	0	0	0	0
July	302	0	0	0	0
August	299	0	0	0	0
September	298	0	0	0	0
October	300	0	0	0	0
November	302	0	0	0	0
December	304	0	0	0	0

If the system has fire hydrants, what is the fire flow requirements? GPM for hrs.

Does the system have chlorination treatment?

Does the Company have an ADWR Gallons Per Capita Per Day (GPCPD) requirement?

If yes, provide the GPCPD amount:

Is the Water Utility located in an ADWR Active Management Area (AMA)?

If yes, which AMA?

What is the present system connection capacity (in ERCs *) using existing lines?

What is the future system connection capacity (in ERCs *) upon service area buildout?

Describe any plans and estimated completion dates for any enlargements or improvements of this system.

None planned at this time.

* an ERC is based on the calculation on the bottom of AR9 page 12.

Casa Grande West Water Co., Inc.
 Annual Report
 Utility Shutoffs / Disconnects
 12/31/19

Utility Shutoffs / Disconnects	
Name of the System:	CASA GRANDE WEST WATER CO
ADEQ Public Water System Number:	AZ0411024
ADWR PCC Number:	56-001312.0000

Month	Termination without Notice R14-2-410.B	Termination with Notice R14-2-410.C	Other
January	0	2	0
February	0	2	0
March	0	2	0
April	0	3	0
May	0	3	0
June	0	2	0
July	0	4	0
August	0	2	0
September	0	2	0
October	0	2	0
November	0	2	0
December	0	1	0
Total	0	27	0

Other (description):

Instructions: Fill out the Grey Cells with the relevant information. Input 0 or none if there is nothing recorded in that account or there is no applicable information to report.

Casa Grande West Water Co., Inc.
Annual Report
Property Taxes
12/31/19

Property Taxes	
Amount of actual property taxes paid during Calendar Year 2019 was	\$7,338

If no property taxes paid, explain why.

Instructions: Fill out the Grey Cells with the relevant information. Input 0 or none if there is nothing recorded in that account or there is no applicable information to report.

Casa Grande West Water Co., Inc.
Annual Report
Verification and Sworn Statement (Taxes)
12/31/19

RECEIVED
BY EMAIL

5/26/2020

ARIZONA CORPORATION COMMISSION
UTILITIES DIVISION

Verification and Sworn Statement (Taxes)

Verification: State of Arizona, the undersigned of the
(state name)

County of (county name): Pinal
Name (owner or official) title: Mike Bogle
Company name: Casa Grande West Water Co., Inc.

DO SAY THAT THIS ANNUAL UTILITY PROPERTY TAX AND SALES TAX REPORT TO THE ARIZONA CORPORATION COMMISSION.

FOR THE YEAR ENDING: 12/31/19

HAS BEEN PREPARED UNDER MY DIRECTION, FROM THE ORIGINAL BOOKS, PAPERS AND RECORDS OF SAID UTILITY; THAT I HAVE CAREFULLY EXAMINED THE SAME, AND DECLARE THE SAME TO BE A COMPLETE AND CORRECT STATEMENT OF BUSINESS AND AFFAIRS OF SAID UTILITY FOR THE PERIOD COVERED BY THIS REPORT IN RESPECT TO EACH AND EVERY MATTER AND THING SET FORTH, TO THE BEST OF MY KNOWLEDGE, INFORMATION AND BELIEF

Sworn Statement: I HEREBY ATTEST THAT ALL PROPERTY TAXES FOR SAID COMPANY ARE CURRENT AND PAID IN FULL.

I HEREBY ATTEST THAT ALL SALES TAXES FOR SAID COMPANY ARE CURRENT AND PAID IN FULL.

X

signature of owner/official

480-985-0936

telephone no.

SUBSCRIBED AND SWORN TO BEFORE ME A NOTARY PUBLIC
IN AND FOR THE COUNTY

THIS

19th


DAY OF

Maricopa
(county name)

May 2020
(month) and (year)

MY COMMISSION EXPIRES

10/25/2021
(date)



Tanya Malos
(signature of notary public)

Verification and Sworn Statement

Verification:

State of Arizona I, the undersigned of the
(state name)
County of (county name): Pinal
Name (owner or official) title: Mike Bogle
Company name: Casa Grande West Water Co., Inc.

DO SAY THAT THIS ANNUAL UTILITY PROPERTY TAX AND SALES TAX REPORT TO THE ARIZONA CORPORATION COMMISSION.

FOR THE YEAR ENDING: 12/31/19

HAS BEEN PREPARED UNDER MY DIRECTION, FROM THE ORIGINAL BOOKS, PAPERS AND RECORDS OF SAID UTILITY; THAT I HAVE CAREFULLY EXAMINED THE SAME, AND DECLARE THE SAME TO BE A COMPLETE AND CORRECT STATEMENT OF BUSINESS AND AFFAIRS OF SAID UTILITY FOR THE PERIOD COVERED BY THIS REPORT IN RESPECT TO EACH AND EVERY MATTER AND THING SET FORTH, TO THE BEST OF MY KNOWLEDGE, INFORMATION AND BELIEF.

Sworn Statement:

IN ACCORDANCE WITH THE REQUIREMENTS OF TITLE 40, ARTICLE 8, SECTION 40-401, ARIZONA REVISED STATUTES, IT IS HEREIN REPORTED THAT THE GROSS OPERATING REVENUE OF SAID UTILITY DERIVED FROM ARIZONA INTRASTATE UTILITY OPERATIONS DURING THE CALENDAR YEAR WAS:

Arizona Intrastate Gross Operating Revenues Only (\$)

\$168,948

(The amount in the box above includes

\$9,779 in sales taxes
billed or collected)

RECEIVED
BY EMAIL

5/26/2020

ARIZONA CORPORATION COMMISSION
UTILITIES DIVISION

[Signature]
signature of owner/official


480-985-0936
telephone no.

SUBSCRIBED AND SWORN TO BEFORE ME A NOTARY PUBLIC
IN AND FOR THE COUNTY

THIS 19th DAY OF Maricopa
(month) and (year) (county name)

MY COMMISSION EXPIRES

10/25/2021
(date)



[Signature]
(signature of notary public)

Verification and Sworn Statement (Residential Revenue)

Verification:

State of Arizona I, the undersigned of the
(state name)

County of (county name): Pinal
Name (owner or official) title: Mike Bogle
Company name: Casa Grande West Water Co., Inc.

DO SAY THAT THIS ANNUAL UTILITY PROPERTY TAX AND SALES TAX REPORT TO THE ARIZONA CORPORATION COMMISSION.

FOR THE YEAR ENDING: 12/31/19

HAS BEEN PREPARED UNDER MY DIRECTION, FROM THE ORIGINAL BOOKS, PAPERS AND RECORDS OF SAID UTILITY; THAT I HAVE CAREFULLY EXAMINED THE SAME, AND DECLARE THE SAME TO BE A COMPLETE AND CORRECT STATEMENT OF BUSINESS AND AFFAIRS OF SAID UTILITY FOR THE PERIOD COVERED BY THIS REPORT IN RESPECT TO EACH AND EVERY MATTER AND THING SET FORTH, TO THE BEST OF MY KNOWLEDGE, INFORMATION AND BELIEF.

Sworn Statement: IN ACCORDANCE WITH THE REQUIREMENTS OF TITLE 40, ARTICLE 8, SECTION 40-401, ARIZONA REVISED STATUTES, IT IS HEREIN REPORTED THAT THE GROSS OPERATING REVENUE OF SAID UTILITY DERIVED FROM ARIZONA INTRASTATE UTILITY OPERATIONS RECEIVED FROM RESIDENTIAL CUSTOMERS DURING THE CALENDAR YEAR WAS:

Arizona Intrastate Gross Operating Revenues Only (\$)

\$168,948
(The amount in the box above includes
\$9,779 in sales taxes
(total or combined))

**RECEIVED
BY EMAIL**

5/26/2020

ARIZONA CORPORATION COMMISSION
UTILITIES DIVISION

X 

signature of owner/official

480-985-0936
telephone no.

SUBSCRIBED AND SWORN TO BEFORE ME A NOTARY PUBLIC
IN AND FOR THE COUNTY

Maricopa
(county name)


THIS

19th DAY OF May 2020
(month) and (year)

MY COMMISSION EXPIRES

10/25/2021
(date)

Tanya Malos
(signature of notary public)



Full Gross-up Method for Income Tax Statement of Certification

Verification:

State of Arizona I, the undersigned of the
(state name)

County of (county name): Pinal
Name (owner or official) title: Mike Bogle
Company name: Casa Grande West Water Co., Inc.

FOR THE YEAR ENDING: 12/31/19


Sworn Statement:

IN ACCORDANCE WITH THE REQUIREMENTS OF DECISION NO 77084, BECAUSE THE UTILITY REQUIRES THE GROSS UP OF ADVANCES AND CONTRIBUTIONS, I HEREBY STATE THAT THE UTILITY HAS NOT INCURRED NOR IS EXPECTED TO INCUR A NET INCREASE IN CURRENT INCOME TAX EXPENSE OR A DECREASE IN DEFERRED TAX ASSET FOR A CARRY FORWARD ACCORDING TO GAAP IN AN AMOUNT EQUAL TO OR GREATER THAN THE AMOUNT OF THE REQUIRED GROSS UP PAID BY DEVELOPERS IN THE PERIOD COVERED BY THIS ANNUAL REPORT.

RECEIVED
BY EMAIL

5/26/2020

ARIZONA CORPORATION COMMISSION
UTILITIES DIVISION

X 
signature of owner/official
480-985-0936
telephone no.

SUBSCRIBED AND SWORN TO BEFORE ME A NOTARY PUBLIC
IN AND FOR THE COUNTY

Maricopa
(county name)

THIS 19th DAY OF May 2020
(month) and (year)

MY COMMISSION EXPIRES 10/25/2021
(date)

Tanya Malos
(signature of notary public)

