

RECEIVED

APR 03 2017

ARIZONA CORP COMMISSION  
UTILITIES DIVISION - DIRECTOR'S OFFICE

**ANNUAL REPORT**

Of

Company Name: Cedar Grove Water, Inc

Mailing Address: PO Box 364  
Overgaard, AZ 85933

Docket No.: W-20541A  
For the Year Ended: 12/31/16

**WATER UTILITY**

To

**Arizona Corporation Commission**

**Due on April 15th**

Email: rdelafuente@azcc.gov, mail or deliver the completed Annual  
Report to: Arizona Corporation Commission  
Compliance Section - Utilities Division  
1200 West Washington Street  
Phoenix, Arizona 85007

Application Type: Original Filing  
Application Date: 2016

4-4-17

ARIZONA CORPORATION COMMISSION  
WATER UTILITY ANNUAL  
REPORT 0

A Class  Utility

1. For the Calendar Year Ended: 12/31/16

2. Address: 

PO Box 364					
City:	Overgaard	State:	AZ	Zip Code:	85933

3. Telephone Number: 928-537-8739

4. Date of Original Organization of Utility: 5/30/81

5. Person to whom correspondence should be addressed concerning this report:

Name: Thomas Grapp  
Telephone No. : 928-537-8739  
Address: PO Box 364  
City: Overgaard State: AZ Zip Code: 85933  
Email: watercos@gmail.com

6. On-Site Manager:

Name: Bryan Mullins  
Telephone No. : Same as above  
Address: Same as above  
City: Same as above State: Same as above Zip Code: Same  
Email: watercos@gmail.com

7. Ownership: Subchapter S Corporation (Z)

8. Counties Served: Apache

0

Annual  
Report  
Utility Plant in Service  
(Water) 12/31/16

Utility Plant in Service (Water)				
Account No.	Description	Original Cost	Accumulated Depreciation	OCLD (OC less AD)
301	Organization	1,000	0	\$1,000
302	Franchises	500	0	500
303	Land and Land Rights	1,000	0	\$1,000
304	Structures and Improvements	8,770	7,830	940
305	Collecting & Improving Reservoirs	0	0	0
306	Lake, River, Canal Intakes	0	0	0
307	Wells and Springs	19,955	19,955	0
308	Infiltration Galleries	0	0	0
309	Supply Mains	0	0	0
310	Power Generation Equipment	0	0	0
311	Pumping Equipment	36,653	27,674	8,979
320	Water Treatment Equipment			
320.1	Water Treatment Plants	0	0	0
320.2	Solution Chemical Feeders	0	0	0
320.3	Point-of-Use Treatment Devices	0	0	0
330	Distribution Reservoirs and Standpipes			
330.1	Storage Tanks	95,597	27,496	68,101
330.2	Pressure Tanks	0	0	0
331	Transmission and Distribution Mains	543,816	195,471	348,345
333	Services	37,001	17,206	19,795
334	Meters and Meter Installations	25,229	20,628	4,601
335	Hydrants	0	0	0
336	Backflow Prevention Devices	0	0	0
339	Other Plant and Misc. Equipment	0	0	0
340	Office Furniture and Equipment	0	0	0
340.1	Computer & Software	0	0	0
341	Transportation Equipment	0	0	0
342	Stores Equipment	0	0	0
343	Tools, Shop and Garage Equipment	0	0	0
344	Laboratory Equipment	0	0	0
345	Power Operated Equipment	0	0	0
346	Communication Equipment	0	0	0
347	Miscellaneous Equipment	0	0	0
348	Other Tangible Plant	0	0	0
	Totals	\$769,521	\$316,260	\$453,261

Instructions: Fill out the Grey Cells with the relevant information. Input 0 or none if there is nothing recorded in that account or there is no applicable information to report.

Annual Report  
 Depreciation Expense for the Current Year  
 (Water) 12/31/16

Depreciation Expense for the Current Year (Water)

Account No.	Description	Original Cost	Current Year Additions	Adjusted Original Cost	Fully Depreciated/Non-depreciable Plant	Depreciable Plant	Depreciation Percentages	Depreciation Expense
301	Organization	1,000	0	1,000	1,000	\$0	0	\$0
302	Franchises	500	0	500	500	0	0	0
303	Land and Land Rights	1,000	0	1,000	1,000	0	0	0
304	Structures and Improvements	8,770	0	8,770	0	8,770	3.33	292
305	Collecting & Improving Reservoirs	0	0	0	0	0	0	0
306	Lake, River, Canal Intakes	0	0	0	0	0	0	0
307	Wells and Springs	19,955	0	19,955	19,955	0	3.33	0
308	Infiltration Galleries	0	0	0	0	0	0	0
309	Supply Mains	0	0	0	0	0	0	0
310	Power Generation Equipment	0	0	0	0	0	0	0
311	Pumping Equipment	36,653	0	36,653	0	36,653	12.5	4,582
320	Water Treatment Equipment	0	0	0	0	0	-	0
320.1	Water Treatment Plants	0	0	0	0	0	0	0
320.2	Solution Chemical Feeders	0	0	0	0	0	0	0
320.3	Point-of-Use Treatment Devices	0	0	0	0	0	0	0
330	Distribution Reservoirs and Standpipes	0	0	0	0	0	-	0
330.1	Storage Tanks	95,597	0	95,597	0	95,597	2.22	2,122
330.2	Pressure Tanks	0	0	0	0	0	0	0
331	Transmission and Distribution Mains	543,816	0	543,816	0	543,816	2	10,876
333	Services	35,871	1,130	37,001	0	37,001	3.33	1,232
334	Meters and Meter Installations	24,123	1,106	25,229	0	25,229	8.33	2,102
335	Hydrants	0	0	0	0	0	0	0
336	Backflow Prevention Devices	0	0	0	0	0	0	0
339	Other Plant and Misc. Equipment	0	0	0	0	0	0	0
340	Office Furniture and Equipment	0	0	0	0	0	0	0
340.1	Computer & Software	0	0	0	0	0	0	0
341	Transportation Equipment	0	0	0	0	0	0	0
342	Stores Equipment	0	0	0	0	0	0	0
343	Tools, Shop and Garage Equipment	0	0	0	0	0	0	0
344	Laboratory Equipment	0	0	0	0	0	0	0
345	Power Operated Equipment	0	0	0	0	0	0	0
346	Communication Equipment	0	0	0	0	0	0	0
347	Miscellaneous Equipment	0	0	0	0	0	0	0
348	Other Tangible Plant	0	0	0	0	0	0	0
	Subtotal	\$767,285	\$2,236	\$769,521	\$22,455	\$747,066	N/A	\$21,206

Contribution(s) in Aid of Construction (Gross)

Less: Non Amortizable Contribution(s)  
 Fully Amortized Contribution(s)  
 Amortizable Contribution(s)  
 Times: Proposed Amortization  
 Amortization of CIAC

\$182,798

0

0

\$182,798

2%

\$3,656

Less: Amortization of CIAC \$3,656

DEPRECIATION EXPENSE \$17,550

Instructions: Fill out the Grey Cells with the relevant information. Input 0 or none if there is nothing recorded in that account or there is no applicable information to report

0

Annual Report  
Balance Sheet  
Assets 12/31/16

Balance Sheet Assets			
	Assets	Balance at Beginning of Year (2016)	Balance at End of Year (2016)
<b>Account No.</b>	<b>Current and Accrued Assets</b>		
131	Cash	(134,207)	(140,061)
134	Working Funds	0	0
135	Temporary Cash Investments	0	0
141	Customer Accounts Receivable	10,407	17,268
146	Notes Receivable from Associated Companies	0	0
151	Plant Material and Supplies	0	0
162	Prepayments	0	0
174	Miscellaneous Current and Accrued Assets	0	200
	<b>Total Current and Accrued Assets</b>	<b>(\$ 123,800)</b>	<b>(\$122,593)</b>
<b>Account No.</b>	<b>Fixed Assets</b>		
101	Utility Plant in Service*	\$767,285	\$769,521
103	Property Held for Future Use	0	0
105	Construction Work in Progress	0	0
108	Accumulated Depreciation (enter as negative)*	(295,054)	(316,260)
121	Non-Utility Property	0	0
122	Accumulated Depreciation - Non Utility	0	0
	<b>Total Fixed Assets</b>	<b>\$472,231</b>	<b>\$453,261</b>
	<b>Total Assets</b>	<b>\$348,431</b>	<b>\$330,668</b>

Instructions: Fill out the Grey Cells with the relevant information. Input 0 or none if there is nothing recorded in that account or there is no applicable information to report.

\*Note these items feed automatically from AR3 UPIS Page 3

Annual  
Report  
Balance Sheet Liabilities and Owners Equity

Balance Sheet Liabilities and Owners Equity				
Account No.	Liabilities		Balance at Beginning of Year (2016)	Balance at End of Year (2016)
	<b>Current Liabilities</b>			
231	Accounts Payable		0	0
232	Notes Payable (Current Portion)		9,568	9,568
234	Notes Payable to Associated Companies		0	0
235	Customer Deposits		3,000	3,000
236	Accrued Taxes		0	0
237	Accrued Interest		2,163	2,343
242	Miscellaneous Current and Accrued Liabilities		0	0
	<b>Total Current Liabilities</b>		<b>\$14,731</b>	<b>\$14,911</b>
	<b>Long Term Debt</b>			
224	Long Term Debt (Notes and Bonds)		39,635	31,901
	<b>Deferred Credits</b>			
251	Unamortized Premium on Debt		0	0
252	Advances in Aid of Construction		390,087	390,087
255	Accumulated Deferred Investment Tax Credits		0	0
271	Contributions in Aid of Construction		139,642	182,798
272	Less: Amortization of Contributions		25,169	28,825
281	Accumulated Deferred Income Tax		0	0
	<b>Total Deferred Credits</b>		<b>\$504,560</b>	<b>\$544,060</b>
	<b>Total Liabilities</b>		<b>\$558,926</b>	<b>\$590,872</b>
	<b>Capital Accounts</b>			
201	Common Stock Issued		0	0
211	Other Paid-In Capital		0	0
215	Retained Earnings		(210,495)	(260,204)
218	Proprietary Capital (Sole Props and Partnerships)			
	<b>Total Capital</b>		<b>\$(210,495)</b>	<b>\$(260,204)</b>
	<b>Total Liabilities and Capital</b>		<b>\$348,431</b>	<b>\$330,668</b>

Instructions: Fill out the Grey Cells with the relevant information. Input 0 or none if there is nothing recorded in that account or there is no applicable information to report.

Note: Total liabilities and Capital must match total assets for the beginning and end of the year!

0  
Annual Report  
Water Comparative Income  
Statement 12/31/16

Water Comparative Income Statement			
Account No.	Calendar Year	Current Year 01/01/2016 - 12/31/2016	Last Year 01/01/2015 - 12/31/2015
	<b>Operating Revenue</b>		
461	Metered Water Revenue	206,290	164,065
460	Unmetered Water Revenue	0	0
462	Fire Protection Revenue	0	0
469	Guaranteed Revenues (Surcharges)	0	0
471	Miscellaneous Service Revenues	0	0
474	Other Water Revenue	1,756	2,163
	<b>Total Revenues</b>	<b>\$208,046</b>	<b>\$166,228</b>
	<b>Operating Expenses</b>		
601	Salaries and Wages	93,595	97,931
604	Employee Pensions and Benefits	53	0
610	Purchased Water	0	0
615	Purchased Power	17,312	19,644
618	Chemicals	41	0
620	Materials and Supplies	3,293	0
620.1	Repairs and Maintenance	1,415	5,345
620.2	Office Supplies and Expense	5,011	6,656
630	Contractual Services-Billing	14,681	23,128
631	Contractual Services -Engineering	2,512	0
632	Contractual Services - Accounting	5,938	0
633	Contractual Services - Legal	161	0
634	Contractual Services - Management Fees	8,459	0
635	Contractual Services - Water Testing	(17)	3,123
636	Contractual Services - Other	189	0
635	Water Testing	0	0
640	Rents		15,446
641	Rental of Building/Real Property	5,088	0
642	Rental of Equipment	10,009	0
650	Transportation Expenses	10,596	12,621
657	Insurance - General Liability	2,767	2,885
657.1	Insurance - Health and Life	2,290	1,857
665	Regulatory Commission Expense - Rate	585	784
675	Miscellaneous Expense	289	0
403	Depreciation Expense (From Schedule AR4)	17,550	18,283
408	Taxes Other Than Income	12,362	8,871
408.11	Property Taxes	6,578	8,494
409	Income Taxes	0	0
	<b>Total Operating Expenses</b>	<b>\$220,757</b>	<b>\$225,068</b>
	<b>Operating Income / (Loss)</b>	<b>\$(12,711)</b>	<b>(\$58,840)</b>
	<b>Other Income / (Expense)</b>		
419	Interest and Dividend Income	0	0
421	Non-Utility Income	0	0
426	Miscellaneous Non-Utility (Expense)	0	0
427	Interest (Expense)	0	(3,856)
	<b>Total Other Income / (Expense)</b>	<b>\$0</b>	<b>(\$3,856)</b>
	<b>Net Income / (Loss)</b>	<b>\$(12,711)</b>	<b>(\$62,696)</b>

Instructions: Fill out the Grey Cells with the relevant information. Input 0 or none if there is nothing recorded in that account or there is no applicable information to report.

Annual Report  
 Supplemental Financial Data (Long-Term  
 Debt) 12/31/16

Supplemental Financial Data (Long-Term Debt)				
	Loan #1	Loan #2	Loan #3	Loan #4
Date Issued	09/01/2001	0	0	0
Source of Loan	WIFA	0	0	0
ACC Decision No.	63673	0	0	0
Reason for Loan	Construction	0	0	0
Dollar Amt. Issued	\$119,941	0	0	0
Amount Outstanding	\$39,635	0	0	0
Date of Maturity	09/01/2021	0	0	0
Interest Rate	5.075%	0	0	0
Current Year Interest	\$750	0	0	0
Current Year Principal	\$7,735	0	0	0

Meter Deposit Balance at Test Year End:	894
---	-----

Meter Deposits Refunded During the Test Year:	0.00
---	------

*List all bonds, notes, loans, and other types of indebtedness in which the proceeds were used in the provision of public utility service. Indebtedness incurred for personal uses by the owner of the utility should not be listed. Input 0 or none if there is nothing to report for that cell.*



Annual Report  
Water Utility Plant  
Description 12/31/16

Water Utility Plant Description

Name of the System	Cedar Grove Water Company, Inc.
ADEQ Public Water System Number:	01049

WELLS

ADWR ID No *	Pump Horsepower	Pump Yield (gpm)	Casing Depth (feet)	Casing Diameter (inches)	Pump Motor Type **	Meter Size (inches)	Year Drilled	Arsenic Level (mg/L)
55-550075	5	31.5	440	6 & 5	Submersible	1	1985	<.001
55-504679	5	31.5	400	6	Submersible	2	1983	<.0003
55-087623	5	11.5	860	6	Submersible	1	1981	.004
55-566375	7.5	0	544	6	Submersible	1.5	1998	<.001
55-808434	5	31.5	Unknown	6 & 5	Submersible	1	Unknown	<.0003
0	0	0	0	0	0	0	0	0
0	0	0	0	0	0	0	0	0
0	0	0	0	0	0	0	0	0
0	0	0	0	0	0	0	0	0
0	0	0	0	0	0	0	0	0
0	0	0	0	0	0	0	0	0
0	0	0	0	0	0	0	0	0
0	0	0	0	0	0	0	0	0

OTHER WATER SOURCES

Name or Description	Capacity (gpm)	Gallons Purchased or Obtained (in thousands)
0	0	0
0	0	0

BOOSTER PUMPS

Horsepower	GPM	Quantity
2x2	40	8/4
2	40	2
0	0	0
0	0	0

FIRE HYDRANTS

Type	Quantity
Standard ***	1
Other	10

STORAGE TANKS

Capacity	Material	Quantity
12,500	Metal	1
15,000	Metal	1
50,000	Metal	1

PRESSURE/BLADDER TANKS

Capacity	Quantity
1,000	1
0	0

Instructions: Fill out the Grey Cells with the relevant information. Input 0 or none if there is nothing recorded in that account or there is no applicable information to report. Copy and paste this sheet as many times as is necessary.

\* Arizona Department of Water Resources ("ADWR") well identification number. For example 55-XXXXXX.

\*\* Pump motor type, turbine or submersible.

\*\*\* A standard fire hydrant has two 2.5 inch hose connection nozzles with 7.5 threads per inch, and one 4.5 inch pumper connection nozzle with 4 threads per inch.

Annual Report  
 Water Utility Plant Description  
 (Continued) 12/31/16

Water Utility Plant Description (Continued)				
MAINS			CUSTOMER METERS	
Sizes (inches)	Material	Length (feet)	Size (inches)	Quantity
2	PVC	2,760	5/8 X 3/4	401
3	0	0	3/4	0
4	0	0	1	1
5	0	0	1 1/2	0
6	PVC	92,138	Compound 2	2
8	0	0	Turbine 2	0
10	0	0	Compound 3	0
12	0	0	Turbine 3	0
	0	0	Compound 4	0
	0	0	Turbine 5	0
	0	0	Compound 6	0
	0	0	Turbine 6	0
	0	0	6+	0

For the following three items, list the utility owned assets in each category for each system.

<b>TREATMENT EQUIPMENT:</b>	N/A
-----------------------------	-----

<b>STRUCTURES:</b>	12' X 12' Building 6' X 6' Building 20' X 30' Building 24' X 24' Building 4' X 8' Building
--------------------	--

<b>OTHER:</b>	10 Fire hydrants under other (on preceding page) are currently not in service, because of inadequate water supply to that portion of the system.
---------------	--

**Instructions:** Fill out the Grey Cells with the relevant information. Input 0 or none if there is nothing recorded in that account or there is no applicable information to report. Copy and paste this sheet as many times as is necessary.

Annual Report  
 Water Use Data  
 Sheet  
 12/31/16

Water Use Data Sheet					
Name of the System:		Cedar Grove Water Company, Inc			
ADEQ Public Water System Number:		01049			
Month	Number of Customers	Gallons Sold (thousands) <sup>1</sup>	Gallons Pumped (thousands) <sup>2</sup>	Gallons Purchased (thousands) <sup>3</sup>	Estimated Gallons Authorized Use (thousands) <sup>4</sup>
January	395	1,025	1,243	0	18
February	396	1,050	1,091	0	0
March	397	727	842	0	5
April	398	1,199	1,387	0	8
May	399	1,301	1,373	0	0
June	400	1,870	1,953	0	0
July	402	2,154	2,241	0	0
August	404	1,451	1,839	0	47
September	403	1,492	1,644	0	0
October	404	1,118	1,259	0	3
November	403	1,055	1,184	0	2
December	403	1,085	1,149	0	0
Totals		15,527	17,205	0	83

If the system has fire hydrants, what is the fire flow requirements?  GPM for  hrs

Does the system have chlorination treatment?

Is the Water Utility located in an ADWR Active Management Area (AMA)?

If yes, which AMA?

Does the Company have an ADWR Gallons Per Capita Per Day (GPCPD) requirement?

If yes, provide the GPCPD amount:

If applicable, in the space below please provide a description for all un-metered water use along with amounts:

None

Instructions: Fill out the Grey Cells with the relevent information. Input 0 or none if there is nothing recorded in that account or there is no applicable information to report.

- 1 Gallons sold - Total gallons from customer meters.
- 2 Gallons pumped - Total gallons from pumped sources.
- 3 Gallons purchased - Total gallons purchased from other sources.
- 4 Estimated gallons authorized use - Total estimated gallons from authorized metered or unmetered use. Authorized use such as flushing (mains, services and hydrants) draining/cleaning tanks, process, construction, fire fighting, etc.

0

Annual Report  
Utility Shutoffs /  
Disconnects 12/31/16

ADEQ System No. : 0

Utility Shutoffs / Disconnects			
Month	Termination without Notice R14-2-410.B	Termination with Notice R14-2-410.C	Other
January	0	N/A	0
February	0	N/A	0
March	0	N/A	0
April	0	N/A	0
May	0	N/A	0
June	0	N/A	0
July	0	N/A	0
August	0	N/A	0
September	0	N/A	0
October	0	N/A	0
November	0	N/A	0
December	0	N/A	0
Total	0	14	0

Other (description):

None

Instructions: Fill out the Grey Cells with the relevant information. Input 0 or none if there is nothing recorded in that account or there is no applicable information to report.

0

Annual Report  
Property  
Taxes  
12/31/16

Property Taxes	
Amount of actual property taxes paid during Calendar Year 2015 was	6,578

If no property taxes paid, explain why.

0

Instructions: Fill out the Grey Cells with the relevent information. Input 0 or none if there is nothing recorded in that account or there is no applicable information to report.

Verification and Statement (Taxes)

Verification: State of Arizona I, the undersigned of the  
(state name)

County of (county name): Apache  
Name (owner or official) Thomas Grapp Vice President of Operations  
title:  
Company name: Cedar Grove Water, Inc.

DO SAY THAT THIS ANNUAL UTILITY PROPERTY TAX AND SALES TAX REPORT TO THE ARIZONA CORPORATION COMMISSION.

FOR THE YEAR ENDING: 12/31/16

HAS BEEN PREPARED UNDER MY DIRECTION, FROM THE ORIGINAL BOOKS, PAPERS AND RECORDS OF SAID UTILITY; THAT I HAVE CAREFULLY EXAMINED THE SAME, AND DECLARE THE SAME TO BE A COMPLETE AND CORRECT STATEMENT OF BUSINESS AND AFFAIRS OF SAID UTILITY FOR THE PERIOD COVERED BY THIS REPORT IN RESPECT TO EACH AND EVERY MATTER AND THING SET FORTH, TO THE BEST OF MY KNOWLEDGE, INFORMATION AND BELIEF.

Sworn Statement: I HEREBY ATTEST THAT ALL PROPERTY TAXES FOR SAID COMPANY ARE CURRENT AND PAID IN FULL.

I HEREBY ATTEST THAT ALL SALES TAXES FOR SAID COMPANY ARE CURRENT AND PAID IN FULL.

RECEIVED

APR 03 2017

ARIZONA CORP COMMISSION  
UTILITIES DIVISION - DIRECTOR'S OFFICE

Thomas Grapp  
signature of owner/official


928-537-8739  
telephone no.

SUBSCRIBED AND SWORN TO BEFORE ME A NOTARY PUBLIC IN AND FOR THE COUNTY

THIS 30<sup>th</sup> DAY OF March 2017  
(month) and (year)

Apache  
(county name)

MY COMMISSION EXPIRES 12-5-20  
(date)



Marilyn Holowell  
(signature of notary public)

Verification and Statement

Verification:

State of Arizona I, the undersigned of the  
(state name)

County of (county name): Apache

Name (owner or official)  
 title: Thomas Grapp Vice President of Operations

Company name: Cedar Grove Water Company, Inc.

DO SAY THAT THIS ANNUAL UTILITY PROPERTY TAX AND SALES TAX REPORT TO THE ARIZONA CORPORATION COMMISSION.

FOR THE YEAR ENDING: 12/31/16

HAS BEEN PREPARED UNDER MY DIRECTION, FROM THE ORIGINAL BOOKS, PAPERS AND RECORDS OF SAID UTILITY; THAT I HAVE CAREFULLY EXAMINED THE SAME, AND DECLARE THE SAME TO BE A COMPLETE AND CORRECT STATEMENT OF BUSINESS AND AFFAIRS OF SAID UTILITY FOR THE PERIOD COVERED BY THIS REPORT IN RESPECT TO EACH AND EVERY MATTER AND THING SET FORTH, TO THE BEST OF MY KNOWLEDGE, INFORMATION AND BELIEF.

Sworn Statement: IN ACCORDANCE WITH THE REQUIREMENTS OF TITLE 40, ARTICLE 8, SECTION 40-401, ARIZONA REVISED STATUTES, IT IS HEREIN REPORTED THAT THE GROSS OPERATING REVENUE OF SAID UTILITY DERIVED FROM ARIZONA INTRASTATE UTILITY OPERATIONS DURING THE CALENDAR YEAR WAS:

Arizona Intrastate Gross Operating Revenues Only (\$)	
\$208,046	
(The amount in the box above includes	
\$12,362	in sales taxes
billed or collected)	

RECEIVED  
APR 03 2017  
ARIZONA CORP COMMISSION  
UTILITIES DIVISION - DIRECTOR'S OFFICE


Thomas Grapp  
 signature of owner/official

928-537-8739  
 telephone no.

SUBSCRIBED AND SWORN TO BEFORE ME A NOTARY PUBLIC IN AND FOR THE COUNTY

THIS 30<sup>th</sup> DAY OF March 2017  
(month) and (year)

MY COMMISSION EXPIRES 12-5-20  
(date)



Marilyn Holowell  
 signature of notary public

Annual Report  
Verification and Statement (Residential  
Revenue) 12/31/16

Verification and Statement (Residential Revenue)

Verification:

State of Arizona I, the undersigned of the  
(state name)

County of (county name): Apache  
Name (owner or official) Thomas Grapp Vice President of Operations  
title:  
Company name: Cedar Grove Water Company, Inc.

DO SAY THAT THIS ANNUAL UTILITY PROPERTY TAX AND SALES TAX REPORT TO THE ARIZONA CORPORATION COMMISSION.

FOR THE YEAR ENDING: 12/31/16

HAS BEEN PREPARED UNDER MY DIRECTION, FROM THE ORIGINAL BOOKS, PAPERS AND RECORDS OF SAID UTILITY; THAT I HAVE CAREFULLY EXAMINED THE SAME, AND DECLARE THE SAME TO BE A COMPLETE AND CORRECT STATEMENT OF BUSINESS AND AFFAIRS OF SAID UTILITY FOR THE PERIOD COVERED BY THIS REPORT IN RESPECT TO EACH AND EVERY MATTER AND THING SET FORTH, TO THE BEST OF MY KNOWLEDGE, INFORMATION AND BELIEF.

Sworn Statement: IN ACCORDANCE WITH THE REQUIREMENTS OF TITLE 40, ARTICLE 8, SECTION 40-401, ARIZONA

REVISED STATUTES, IT IS HEREIN REPORTED THAT THE GROSS OPERATING REVENUE OF SAID UTILITY DERIVED FROM ARIZONA INTRASTATE UTILITY OPERATIONS RECEIVED FROM RESIDENTIAL CUSTOMERS DURING THE CALENDAR YEAR WAS:

Arizona Intrastate Gross Operating Revenues Only (\$)

\$208,046

(The amount in the box above includes

\$12,362

in sales taxes

billed or collected)

RECEIVED

APR 03 2017

Thomas Grapp  
signature of owner/official

928-537-8739  
telephone no.

4


ARIZONA CORP COMMISSION  
UTILITIES DIVISION - DIRECTOR'S OFFICE

SUBSCRIBED AND SWORN TO BEFORE ME A NOTARY PUBLIC  
IN AND FOR THE COUNTY

Apache  
(county name)

THIS 30th DAY OF March 2017  
(month) and (year)

MY COMMISSION EXPIRES 12-5-20  
(date)



Marilyn Holowell  
(signature of notary public)