

ANNUAL REPORT

Of

Company Name: Circle City Water Company, LLC
PO Box 82218

Mailing Address: Bakersfield CA
93380

Docket No.: W-03510A
For the Year Ended: 12/31/17

RECEIVED

APR 23 2018

ARIZONA CORP COMMISSION
UTILITIES DIVISION - DIRECTOR'S OFFICE

WATER UTILITY

To

Arizona Corporation Commission

Due on April 15th

Email: rdefuente@azcc.gov, mail or deliver the completed Annual Report to:

Arizona Corporation Commission
Compliance Section - Utilities Division
1200 West Washington Street
Phoenix, Arizona 85007

Application Type: Original Filing

Application Date: 4/23/2018

4-23-18

ARIZONA CORPORATION COMMISSION
WATER UTILITY ANNUAL REPORT
Circle City Water Company, LLC
A Class E Utility

1. For the Calendar Year Ended:

2. Address:
City: State: Zip Code:

3. Telephone Number:

4. Date of Original Organization of Utility:

5. Person to whom correspondence should be addressed concerning this report:

Name:
Telephone No. :
Address:
City: State: Zip Code:
Email:

6. On-Site Manager:

Name:
Telephone No. :
Address:
City: State: Zip Code:
Email:

7. Ownership:

8. Counties Served:

Utility Plant in Service (Water)							
Account No.	Description	Beginning Year Original Cost	Current Year Additions	Current Year Retirements	Adjusted Original Cost	Accumulated Depreciation	OCLD (OC less AD)
301	Organization	\$0	\$0	\$0	\$0	\$0	\$0
302	Franchises	0	0	0	0	0	0
303	Land and Land Rights	7,928	0	0	7,928	0	7,928
304	Structures and Improvements	279,349	4,300	0	283,649	113,256	170,393
305	Collecting & Improving Reservoirs	0	0	0	0	0	0
306	Lake, River, Canal Intakes	0	0	0	0	0	0
307	Wells and Springs	0	0	0	0	0	0
308	Infiltration Galleries	0	0	0	0	0	0
309	Supply Mains	0	0	0	0	0	0
310	Power Generation Equipment	0	0	0	0	0	0
311	Pumping Equipment	54,844	0	0	54,844	28,835	26,009
320	Water Treatment Equipment	0	0	0	0	0	0
320.1	Water Treatment Plants	0	0	0	0	0	0
320.2	Solution Chemical Feeders	0	0	0	0	0	0
320.3	Point-of-Use Treatment Devices	0	0	0	0	0	0
330	Distribution Reservoirs and Standpipes	0	0	0	0	0	0
330.1	Storage Tanks	0	0	0	0	0	0
330.2	Pressure Tanks	0	0	0	0	0	0
331	Transmission and Distribution Mains	33,133	0	0	33,133	32,201	932
333	Services	0	0	0	0	0	0
334	Meters and Meter Installations	226,867	0	0	226,867	159,182	67,685
335	Hydrants	0	0	0	0	0	0
336	Backflow Prevention Devices	0	0	0	0	0	0
339	Other Plant and Misc. Equipment	6,359	0	0	6,359	6,359	0
340	Office Furniture and Equipment	0	0	0	0	0	0
340.1	Computer & Software	0	0	0	0	0	0
341	Transportation Equipment	0	0	0	0	0	0
342	Stores Equipment	0	0	0	0	0	0
343	Tools, Shop and Garage Equipment	0	0	0	0	0	0
344	Laboratory Equipment	0	0	0	0	0	0
345	Power Operated Equipment	0	0	0	0	0	0
346	Communication Equipment	569	0	0	569	321	248
347	Miscellaneous Equipment	0	0	0	0	0	0
348	Other Tangible Plant	0	0	0	0	0	0
	Totals	\$609,049	\$4,300	\$0	\$613,349	\$340,152	\$273,197

Instructions: Fill out the Grey Cells with the relevant information. Input 0 or none if there is nothing recorded in that account or there is no applicable information to report.

Circle City Water Company, LLC
 Annual Report
 Depreciation Expense for the Current Year (Water)
 12/31/17

Depreciation Expense for the Current Year (Water)								
Account No.	Description	Beginning Year Original Cost	Current Year Additions	Current Year Retirements	Adjusted Original Cost	Fully Depreciated/Non-depreciable Plant	Depreciation Percentages	Depreciation Expense
301	Organization	\$0	\$0	\$0	\$0	\$0	0.00%	\$0
302	Franchises	0	0	0	0	0	0.00%	0
303	Land and Land Rights	7,928	0	0	7,928	0	0.00%	0
304	Structures and Improvements	279,349	4,300	0	283,649	0	4.77%	13,425
305	Collecting & Improving Reservoirs	0	0	0	0	0	0.00%	0
306	Lake, River, Canal Intakes	0	0	0	0	0	0.00%	0
307	Wells and Springs	0	0	0	0	0	0.00%	0
308	Infiltration Galleries	0	0	0	0	0	0.00%	0
309	Supply Mains	0	0	0	0	0	0.00%	0
310	Power Generation Equipment	0	0	0	0	0	0.00%	0
311	Pumping Equipment	54,844	0	0	54,844	0	4.42%	2,424
320	Water Treatment Equipment	0	0	0	0	0	0.00%	0
320.1	Water Treatment Plants	0	0	0	0	0	0.00%	0
320.2	Solution Chemical Feeders	0	0	0	0	0	0.00%	0
320.3	Point-of-Use Treatment Devices	0	0	0	0	0	0.00%	0
330	Distribution Reservoirs and Standpipes	0	0	0	0	0	0.00%	0
330.1	Storage Tanks	0	0	0	0	0	0.00%	0
330.2	Pressure Tanks	0	0	0	0	0	0.00%	0
331	Transmission and Distribution Mains	33,133	0	0	33,133	0	0.24%	80
333	Services	0	0	0	0	0	0.00%	0
334	Meters and Meter Installations	226,867	0	0	226,867	0	4.43%	10,050
335	Hydrants	0	0	0	0	0	0.00%	0
336	Backflow Prevention Devices	0	0	0	0	0	0.00%	0
339	Other Plant and Misc. Equipment	6,359	0	0	6,359	6,359	0.00%	0
340	Office Furniture and Equipment	0	0	0	0	0	0.00%	0
340.1	Computer & Software	0	0	0	0	0	0.00%	0
341	Transportation Equipment	0	0	0	0	0	0.00%	0
342	Stores Equipment	0	0	0	0	0	0.00%	0
343	Tools, Shop and Garage Equipment	0	0	0	0	0	0.00%	0
344	Laboratory Equipment	0	0	0	0	0	0.00%	0
345	Power Operated Equipment	0	0	0	0	0	0.00%	0
346	Communication Equipment	569	0	0	569	0	4.00%	23
347	Miscellaneous Equipment	0	0	0	0	0	0.00%	0
348	Other Tangible Plant	0	0	0	0	0	0.00%	0
	Subtotal	\$609,049	\$4,300	\$0	\$613,349	\$6,359		\$26,001

Contribution(s) in Aid of Construction (Gross)	\$286,611
Less: Non Amortizable Contribution(s)	0
Fully Amortized Contribution(s)	6,004
Amortizable Contribution(s)	<u>\$280,607</u>
Times: Proposed Amortization Rate	5.00%
Amortization of CIAC	\$14,030

Less: Amortization of CIAC

DEPRECIATION EXPENSE

Instructions: Fill out the Grey Cells with the relevant information. Input 0 or none if there is nothing recorded in that account or there is no applicable information to report.

Circle City Water Company, LLC
 Annual Report
 Balance Sheet Assets
 12/31/17

Balance Sheet Assets				
	Assets		Balance at Beginning of Year (2017)	Balance at End of Year (2017)
Account No.	Current and Accrued Assets			
131	Cash		\$10,076	\$10,341
134	Working Funds		0	0
135	Temporary Cash Investments		0	0
141	Customer Accounts Receivable		4,230	905
146	Notes Receivable from Associated Companies		(160,873)	(114,144)
151	Plant Material and Supplies		0	0
162	Prepayments		53,213	88,614
174	Miscellaneous Current and Accrued Assets		0	0
	Total Current and Accrued Assets		(\$93,354)	(\$14,284)
Account No.	Fixed Assets			
101	Utility Plant in Service*		\$609,049	\$613,349
103	Property Held for Future Use		0	0
105	Construction Work in Progress		0	0
108	Accumulated Depreciation (enter as negative)*		(314,152)	(340,152)
121	Non-Utility Property		0	0
122	Accumulated Depreciation - Non Utility		0	0
	Total Fixed Assets		\$294,897	\$273,197
	Total Assets		\$201,543	\$258,913

Instructions: Fill out the Grey Cells with the relevant information. Input 0 or none if there is nothing recorded in that account or there is no applicable information to report.

*Note these items feed automatically from AR3 UPIS Page 3

Circle City Water Company, LLC
Annual Report
Balance Sheet Liabilities and Owners Equity

Balance Sheet Liabilities and Owners Equity				
	Liabilities		Balance at Beginning of Year (2017)	Balance at End of Year (2017)
Account No.	Current Liabilities			
231	Accounts Payable		\$0	\$0
232	Notes Payable (Current Portion)		0	0
234	Notes Payable to Associated Companies		872,765	0
235	Customer Deposits		1,328	0
236	Accrued Taxes		0	0
237	Accrued Interest		0	0
242	Miscellaneous Current and Accrued Liabilities		7,082	11,292
	Total Current Liabilities		\$881,175	\$11,292
	Long Term Debt			
224	Long Term Debt (Notes and Bonds)		\$0	\$0
	Deferred Credits			
251	Unamortized Premium on Debt		\$7,208	\$3,583
252	Advances in Aid of Construction		0	0
255	Accumulated Deferred Investment Tax Credits		0	0
271	Contributions in Aid of Construction		286,611	286,611
272	Less: Amortization of Contributions		(75,843)	(89,874)
281	Accumulated Deferred Income Tax		0	0
	Total Deferred Credits		\$217,976	\$200,320
	Total Liabilities		\$1,099,151	\$211,612
	Capital Accounts			
201	Common Stock Issued		\$0	\$0
211	Other Paid-In Capital		0	0
215	Retained Earnings		(92,621)	(155,091)
218	Proprietary Capital (Sole Props and Partnerships)		(804,987)	202,392
	Total Capital		(\$897,608)	\$47,301
	Total Liabilities and Capital		\$201,543	\$258,913

Instructions: Fill out the Grey Cells with the relevant information. Input 0 or none if there is nothing recorded in that account or there is no applicable information to report.

Note: Total liabilities and Capital must match total assets for the beginning and end of the year!

Circle City Water Company, LLC
Annual Report
Water Comparative Income Statement
12/31/17

Water Comparative Income Statement			
Account No.	Calendar Year	Current Year 01/01/2017 - 12/31/2017	Last Year 01/01/2016 - 12/31/2016
	Operating Revenue		
461	Metered Water Revenue	\$44,727	\$57,349
460	Unmetered Water Revenue	0	0
462	Fire Protection Revenue	0	0
469	Guaranteed Revenues (Surcharges)	0	0
471	Miscellaneous Service Revenues	722	0
474	Other Water Revenue	(106)	156
	Total Revenues	\$45,343	\$57,505
	Operating Expenses		
601	Salaries and Wages	\$9,679	\$11,683
604	Employee Pensions and Benefits	0	0
610	Purchased Water	121,892	90,436
615	Purchased Power	9,771	10,806
618	Chemicals	631	615
620	Materials and Supplies	607	0
620.1	Repairs and Maintenance	3,513	1,437
620.2	Office Supplies and Expense	2,057	0
630	Contractual Services	9,086	9,171
631	Contractual Services -Engineering	0	0
632	Contractual Services - Accounting	0	0
633	Contractual Services - Legal	12,625	0
634	Contractual Services - Management Fees	4,758	4,333
635	Contractual Services - Water Testing	2,167	0
636	Contractual Services - Other	0	0
640	Rents	0	295
641	Rental of Building/Real Property	0	0
642	Rental of Equipment	0	0
650	Transportation Expenses	0	0
657	Insurance - General Liability	776	0
657.1	Insurance - Health and Life	1,744	825
665	Regulatory Commission Expense - Rate	0	0
670	Bad Debt Expense	731	0
675	Miscellaneous Expense	5,247	3,434
403	Depreciation Expense (From Schedule AR4)	11,971	14,360
408	Taxes Other Than Income	818	0
408.11	Property Taxes	2,771	2,728
409	Income Taxes	0	0
427.1	Customer Security Deposit Interest	0	0
	Total Operating Expenses	\$200,844	\$150,123
	Operating Income / (Loss)	(\$155,501)	(\$92,618)
	Other Income / (Expense)		
419	Interest and Dividend Income	\$413	\$0
421	Non-Utility Income	0	0
426	Miscellaneous Non-Utility (Expense)	0	0
427	Interest (Expense)	(5)	(3)
	Total Other Income / (Expense)	\$408	(\$3)
	Net Income / (Loss)	(\$155,093)	(\$92,621)

Instructions: Fill out the Grey Cells with the relevent information. Input 0 or none if there is nothing recorded in that account or there is no applicable information to report.

Supplemental Financial Data (Long-Term Debt)				
	Loan #1	Loan #2	Loan #3	Loan #4
Date Issued	N/A	N/A	N/A	N/A
Source of Loan	N/A	N/A	N/A	N/A
ACC Decision No.	N/A	N/A	N/A	N/A
Reason for Loan	N/A	N/A	N/A	N/A
Dollar Amt. Issued	N/A	N/A	N/A	N/A
Amount Outstanding	N/A	N/A	N/A	N/A
Date of Maturity	N/A	N/A	N/A	N/A
Interest Rate	N/A	N/A	N/A	N/A
Current Year Interest	N/A	N/A	N/A	N/A
Current Year Principal	N/A	N/A	N/A	N/A

Meter Deposit Balance at Test Year End:	\$6,695
---	---------

Meter Deposits Refunded During the Test Year:	\$0
---	-----

List all bonds, notes, loans, and other types of indebtedness in which the proceeds were used in the provision of public utility service. Indebtedness incurred for personal uses by the owner of the utility should not be listed. Input 0 or none if there is nothing to report for that cell.

Water Utility Plant Description	
Name of the System:	Circle City
ADEQ Public Water System Number:	07-112

WELLS								
ADWR ID No *	Pump Horsepower	Pump Yield (gpm)	Casing Depth (feet)	Casing Diameter (inches)	Pump Motor Type **	Meter Size (inches)	Year Drilled	Arsenic Level (mg/L)
55-625088	5	75	787	8	Submersible	3	1960	0.0000
0	0	0	0	0	0	0	0	0
0	0	0	0	0	0	0	0	0
0	0	0	0	0	0	0	0	0
0	0	0	0	0	0	0	0	0
0	0	0	0	0	0	0	0	0
0	0	0	0	0	0	0	0	0
0	0	0	0	0	0	0	0	0
0	0	0	0	0	0	0	0	0
0	0	0	0	0	0	0	0	0
0	0	0	0	0	0	0	0	0
0	0	0	0	0	0	0	0	0
0	0	0	0	0	0	0	0	0
0	0	0	0	0	0	0	0	0
0	0	0	0	0	0	0	0	0
0	0	0	0	0	0	0	0	0
0	0	0	0	0	0	0	0	0
0	0	0	0	0	0	0	0	0
0	0	0	0	0	0	0	0	0
0	0	0	0	0	0	0	0	0
0	0	0	0	0	0	0	0	0

OTHER WATER SOURCES		
Name or Description	Capacity (gpm)	Gallons Purchased or Obtained (in thousands)
None	0	0
0	0	0

BOOSTER PUMPS			
Horsepower	GPM	Quantity	
10	100	2	
0	0	0	
0	0	0	
0	0	0	

FIRE HYDRANTS	
Type	Quantity
Standard ***	1
Other	0

STORAGE TANKS		
Capacity	Material	Quantity
50,000	Steel	1
2,500	Steel	3
0	0	0

PRESSURE/BLADDER TANKS	
Capacity	Quantity
5,000	1
0	0
0	0

Instructions: Fill out the Grey Cells with the relevant information. Input 0 or none if there is nothing recorded in that account or there is no applicable information to report. Copy and paste this sheet as many times as is necessary.

* Arizona Department of Water Resources ("ADWR") well identification number. For example 55-XXXXXX.
 ** Pump motor type, turbine or submersible.

*** A standard fire hydrant has two 2.5 inch hose connection nozzles with 7.5 threads per inch, and one 4.5 inch pumper connection nozzle with 4 threads per inch.

Water Utility Plant Description (Continued)			CUSTOMER METERS	
MAINS			Size (inches)	Quantity
Sizes (inches)	Material	Length (feet)		
2.00	ACP, PVC	140, 1330	5/8 X 3/4	186
3.00	NA	0	0.75	0
4.00	ACP, PVC	200, 4230	1	
5.00	NA	0	1.5	1
6.00	ACP, C900	12,085	Compound 2	1
8.00	ACP, C900	1,000	NA	0
NA	NA	NA	NA	0
NA	NA	NA	NA	0
NA	NA	NA	NA	0
NA	NA	NA	NA	0
NA	NA	NA	NA	0
NA	NA	NA	NA	0
NA	NA	NA	NA	0
NA	NA	NA	NA	0
NA	NA	NA	NA	0
NA	NA	NA	NA	0
NA	NA	NA	NA	0
NA	NA	NA	NA	0

For the following three items, list the utility owned assets in each category for each system.

TREATMENT EQUIPMENT:	1 - Regal Model 13-208 chlronator
-----------------------------	-----------------------------------

STRUCTURES:	1 - panel with tin roof, welded steel construction with 2 by 6" concrete legs 81X169X122X194 6ft. Chain Link security fence
--------------------	---

OTHER:	1 -T100G Level Con remote tank monitoring device.
---------------	---

Instructions: Fill out the Grey Cells with the relevent information. Input 0 or none if there is nothing recorded in that account or there is no applicable information to report. Copy and paste this sheet as many times as is necessary.

Water Use Data Sheet							
Name of the System:		Circle City					
ADEQ Public Water System Number:			07-112				
Month	Number of Customers	Gallons Sold (thousands) ¹	Gallons Pumped (thousands) ²	Gallons Purchased (thousands) ³	Estimated Gallons Authorized Use (thousands) ⁴	Purchased Power Expense ⁵	Purchased Power (kWh) ⁶
January	191	1,029	1,101	0	3	N/A	N/A
February	189	800	955	0	3	N/A	N/A
March	187	1,089	1,027	0	4	N/A	N/A
April	185	908	969	0	3	N/A	N/A
May	183	1,072	1,121	0	2	N/A	N/A
June	186	1,403	1,393	0	4	N/A	N/A
July	183	1,159	1,144	0	4	N/A	N/A
August	186	1,011	998	0	2	N/A	N/A
September	183	1,310	1,295	0	4	N/A	N/A
October	185	989	983	0	2	N/A	N/A
November	185	1,142	1,136	0	4	N/A	N/A
December	186	856	869	0	2	N/A	N/A
Totals		12,768	12,991	0	37	\$0	0

If the system has fire hydrants, what is the fire flow requirements? GPM for hrs.

Does the system have chlorination treatment?

Is the Water Utility located in an ADWR Active Management Area (AMA)?
 If yes, which AMA?

Does the Company have an ADWR Gallons Per Capita Per Day (GPCPD) requirement?
 If yes, provide the GPCPD amount:

If applicable, in the space below please provide a description for all un-metered water use along with amounts:
 NA

Instructions: Fill out the Grey Cells with the relevent information. Input 0 or none if there is nothing recorded in that account or there is no applicable information to report.

- 1 Gallons sold - Total gallons from customer meters, and other sold gallons such as Construction water.
- 2 Gallons pumped - Total gallons from pumped sources.
- 3 Gallons purchased - Total gallons purchased from other sources.
- 4 Estimated gallons authorized use - Total estimated gallons from authorized metered or unmetered use. Authorized use such as flushing (mains, services and hydrants) draining/cleaning tanks, process, construction, fire fighting, etc.
- 5 Enter the total purchased power costs for the power meters associated with this system.
- 6 Enter the total purchased kWh used by the power meters associated with this system.

Circle City Water Company, LLC
 Annual Report
 Utility Shutoffs / Disconnects
 12/31/17

ADEQ System No. :	07-112
-------------------	--------

Utility Shutoffs / Disconnects			
Month	Termination without Notice R14-2-410.B	Termination with Notice R14-2-410.C	Other
January	0	0	0
February	0	0	0
March	0	0	4
April	0	0	1
May	0	0	0
June	0	0	0
July	0	0	1
August	0	0	0
September	0	1	1
October	0	0	0
November	0	2	0
December	0	0	0
Total	0	3	7

Other (description):

These terminations occurred via notice on billing rather than by separate notice.

Instructions: Fill out the Grey Cells with the relevant information. Input 0 or none if there is nothing recorded in that account or there is no applicable information to report.

Circle City Water Company, LLC
Annual Report
Property Taxes
12/31/17

Property Taxes	
Amount of actual property taxes paid during Calendar Year 2017 was	\$617

If no property taxes paid, explain why. N/A
--

Instructions: Fill out the Grey Cells with the relevent information. Input 0 or none if there is nothing recorded in that account or there is no applicable information to report.

Verification and Sworn Statement (Taxes)

RECEIVED

APR 23 2018

ARIZONA CORP COMMISSION
UTILITIES DIVISION - DIRECTOR'S OFFICE

Verification: State of Arizona I, the undersigned of the
(state name)

County of (county name): Maricopa
Name (owner or official) title: Thomas J. Jamieson
Company name: Circle City Water Company, LLC

DO SAY THAT THIS ANNUAL UTILITY PROPERTY TAX AND SALES TAX REPORT TO THE ARIZONA CORPORATION COMMISSION.

FOR THE YEAR ENDING: 12/31/17

HAS BEEN PREPARED UNDER MY DIRECTION, FROM THE ORIGINAL BOOKS, PAPERS AND RECORDS OF SAID UTILITY; THAT I HAVE CAREFULLY EXAMINED THE SAME, AND DECLARE THE SAME TO BE A COMPLETE AND CORRECT STATEMENT OF BUSINESS AND AFFAIRS OF SAID UTILITY FOR THE PERIOD COVERED BY THIS REPORT IN RESPECT TO EACH AND EVERY MATTER AND THING SET FORTH, TO THE BEST OF MY KNOWLEDGE, INFORMATION AND BELIEF.

Sworn Statement: I HEREBY ATTEST THAT ALL PROPERTY TAXES FOR SAID COMPANY ARE CURRENT AND PAID IN FULL.

I HEREBY ATTEST THAT ALL SALES TAXES FOR SAID COMPANY ARE CURRENT AND PAID IN FULL.

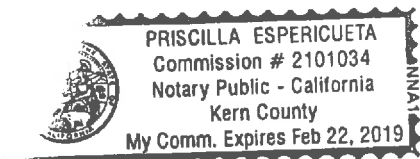
[Signature]
signature of owner/official

661-393-700
telephone no.

SUBSCRIBED AND SWORN TO BEFORE ME A NOTARY PUBLIC
IN AND FOR THE COUNTY

THIS 20TH DAY OF KERN
APRIL 2018
(month) and (year)

MY COMMISSION EXPIRES FEBRUARY 22, 2019
(date)



[Signature]
(signature of notary public)

Verification and Sworn Statement

RECEIVED

Verification:

State of Arizona I, the undersigned of the
(state name)

County of (county name): Maricopa

Name (owner or official) title: Thomas J. Jamieson

Company name: Circle City Water Company, LLC

APR 23 2018

ARIZONA CORP COMMISSION
UTILITIES DIVISION - DIRECTOR'S OFFICE

DO SAY THAT THIS ANNUAL UTILITY PROPERTY TAX AND SALES TAX REPORT TO THE ARIZONA CORPORATION COMMISSION.

FOR THE YEAR ENDING: 12/31/17

HAS BEEN PREPARED UNDER MY DIRECTION, FROM THE ORIGINAL BOOKS, PAPERS AND RECORDS OF SAID UTILITY; THAT I HAVE CAREFULLY EXAMINED THE SAME, AND DECLARE THE SAME TO BE A COMPLETE AND CORRECT STATEMENT OF BUSINESS AND AFFAIRS OF SAID UTILITY FOR THE PERIOD COVERED BY THIS REPORT IN RESPECT TO EACH AND EVERY MATTER AND THING SET FORTH, TO THE BEST OF MY KNOWLEDGE, INFORMATION AND BELIEF.

Sworn Statement: IN ACCORDANCE WITH THE REQUIREMENTS OF TITLE 40, ARTICLE 8, SECTION 40-401, ARIZONA REVISED STATUTES, IT IS HEREIN REPORTED THAT THE GROSS OPERATING REVENUE OF SAID UTILITY DERIVED FROM ARIZONA INTRASTATE UTILITY OPERATIONS DURING THE CALENDAR YEAR WAS:

Arizona Intrastate Gross Operating Revenues Only (\$)

\$48,401

(The amount in the box above includes

\$3,058 in sales taxes

billed or collected)

Thomas J. Jamieson

signature of owner/official

0

telephone no.

SUBSCRIBED AND SWORN TO BEFORE ME A NOTARY PUBLIC
IN AND FOR THE COUNTY

THIS

20TH

DAY OF

KERN

(county name)


APRIL 2018

(month) and (year)

MY COMMISSION EXPIRES

FEBRUARY 22, 2019

(date)



Priscilla Esperanza

(signature of notary public)

Circle City Water Company, LLC
Annual Report
Verification and Sworn Statement (Residential Revenue)
12/31/17

RECEIVED

Verification and Sworn Statement (Residential Revenue)

Verification:

State of Arizona I, the undersigned of the
(state name)

APR 23 2018

County of (county name):
Name (owner or official) title:
Company name:

Maricopa
Thomas J. Jamieson
Circle City Water Company, LLC

ARIZONA CORP COMMISSION
UTILITIES DIVISION - DIRECTOR'S OFFICE

DO SAY THAT THIS ANNUAL UTILITY PROPERTY TAX AND SALES TAX REPORT TO THE ARIZONA CORPORATION COMMISSION.

FOR THE YEAR ENDING: 12/31/17

HAS BEEN PREPARED UNDER MY DIRECTION, FROM THE ORIGINAL BOOKS, PAPERS AND RECORDS OF SAID UTILITY; THAT I HAVE CAREFULLY EXAMINED THE SAME, AND DECLARE THE SAME TO BE A COMPLETE AND CORRECT STATEMENT OF BUSINESS AND AFFAIRS OF SAID UTILITY FOR THE PERIOD COVERED BY THIS REPORT IN RESPECT TO EACH AND EVERY MATTER AND THING SET FORTH, TO THE BEST OF MY KNOWLEDGE, INFORMATION AND BELIEF.

Sworn Statement: IN ACCORDANCE WITH THE REQUIREMENTS OF TITLE 40, ARTICLE 8, SECTION 40-401, ARIZONA REVISED STATUTES, IT IS HEREIN REPORTED THAT THE GROSS OPERATING REVENUE OF SAID UTILITY DERIVED FROM ARIZONA INTRASTATE UTILITY OPERATIONS RECEIVED FROM RESIDENTIAL CUSTOMERS DURING THE CALENDAR YEAR WAS:

Arizona Intrastate Gross Operating Revenues Only (\$)

\$46,035

(The amount in the box above includes

\$2,794 in sales taxes
billed or collected)

Thomas J. Jamieson
signature of owner/official

661-393-7000

telephone no.

SUBSCRIBED AND SWORN TO BEFORE ME A NOTARY PUBLIC
IN AND FOR THE COUNTY


KERN

(county name)

THIS 20TH DAY OF APRIL 2018
(month) and (year)

MY COMMISSION EXPIRES

FEBRUARY 22, 2019
(date)



Priscilla Esperigueta
(signature of notary public)