

RECEIVED

MAY 18 2018

ARIZONA CORP COMMISSION
UTILITIES DIVISION - DIRECTOR'S OFFICE

ANNUAL REPORT

Of

Company Name:
4743 E. 30th Place

Mailing Address: Yuma AZ
85365

Docket No.: W-03868A
For the Year Ended:

WATER UTILITY

To

Arizona Corporation Commission

Due on April 15th

Email: rdelafuente@azcc.gov, mail or deliver the completed Annual Report to:

Arizona Corporation Commission
Compliance Section - Utilities Division
1200 West Washington Street
Phoenix, Arizona 85007

Application Type:
Application Date:

5-2018

ARIZONA CORPORATION COMMISSION
WATER UTILITY ANNUAL REPORT
Citrus Park Water Co. Inc.
A Class Utility

1. For the Calendar Year Ended:

2. Address:
City: State: Zip Code:

3. Telephone Number:

4. Date of Original Organization of Utility:

5. Person to whom correspondence should be addressed concerning this report:

Name:
Telephone No. :
Address:
City: State: Zip Code:
Email:

6. On-Site Manager:

Name:
Telephone No. :
Address:
City: State: Zip Code:
Email:

7. Ownership:

8. Counties Served:

Utility Plant in Service (Water)							
Account No.	Description	Beginning Year Original Cost	Current Year Additions	Current Year Retirements	Adjusted Original Cost	Accumulated Depreciation	OCLD (OC less AD)
301	Organization	\$1,000	\$0	\$0	\$1,000	\$1,000	\$0
302	Franchises				0		0
303	Land and Land Rights	4,500	0	0	4,500	0	4,500
304	Structures and Improvements	750	0	0	750	399	351
305	Collecting & Improving Reservoirs				0		0
306	Lake, River, Canal Intakes				0		0
307	Wells and Springs	18,850	0	0	18,850	10,024	8,826
308	Infiltration Galleries				0		0
309	Supply Mains				0		0
310	Power Generation Equipment				0		0
311	Pumping Equipment	500	0	0	500	118	382
320	Water Treatment Equipment				0		0
320.1	Water Treatment Plants				0		0
320.2	Solution Chemical Feeders				0		0
320.3	Point-of-Use Treatment Devices				0		0
330	Distribution Reservoirs and Standpipes				0		0
330.1	Storage Tanks				0		0
330.2	Pressure Tanks	11,090	0	0	11,090	8,588	2,502
331	Transmission and Distribution Mains	20,000	0	0	20,000	6,554	13,446
333	Services				0		0
334	Meters and Meter Installations	4,875	0	0	4,875	4,875	0
335	Hydrants				0		0
336	Backflow Prevention Devices	400	0	0	400	400	0
339	Other Plant and Misc. Equipment				0		0
340	Office Furniture and Equipment	4,000	0	0	4,000	4,000	0
340.1	Computer & Software				0		0
341	Transportation Equipment	2,500	0	0	2,500	2,500	0
342	Stores Equipment				0		0
343	Tools, Shop and Garage Equipment	1,500	0	0	1,500	1,162	338
344	Laboratory Equipment				0		0
345	Power Operated Equipment				0		0
346	Communication Equipment				0		0
347	Miscellaneous Equipment				0		0
348	Other Tangible Plant				0		0
	Totals	\$69,965	\$0	\$0	\$69,965	\$39,620	\$30,345

Instructions: Fill out the Grey Cells with the relevant information. Input 0 or none if there is nothing recorded in that account or there is no applicable information to report.

Citrus Park Water Co. Inc.
 Annual Report
 Depreciation Expense for the Current Year (Water)
 12/31/17

Depreciation Expense for the Current Year (Water)								
Account No.	Description	Beginning Year Original Cost	Current Year Additions	Current Year Retirements	Adjusted Original Cost	Fully Depreciated/Non-depreciable Plant	Depreciation Percentages	Depreciation Expense
301	Organization	\$1,000	\$0	\$0	\$1,000	\$1,000	0.00%	\$0
302	Franchises	0	0	0	0			0
303	Land and Land Rights	4,500	0	0	4,500	0	0.00%	0
304	Structures and Improvements	750	0	0	750	387	3.33%	12
305	Collecting & Improving Reservoirs	0	0	0	0			0
306	Lake, River, Canal Intakes	0	0	0	0			0
307	Wells and Springs	18,850	0	0	18,850	9,720	3.33%	304
308	Infiltration Galleries	0	0	0	0			0
309	Supply Mains	0	0	0	0			0
310	Power Generation Equipment	0	0	0	0			0
311	Pumping Equipment	500	0	0	500	63	12.50%	55
320	Water Treatment Equipment	0	0	0	0			0
320.1	Water Treatment Plants	0	0	0	0			0
320.2	Solution Chemical Feeders	0	0	0	0			0
320.3	Point-of-Use Treatment Devices	0	0	0	0			0
330	Distribution Reservoirs and Standpipes	0	0	0	0			0
330.1	Storage Tanks	0	0	0	0			0
330.2	Pressure Tanks	11,090	0	0	11,090	8,456	5.00%	132
331	Transmission and Distribution Mains	20,000	0	0	20,000	6,280	2.00%	274
333	Services	0	0	0	0			0
334	Meters and Meter Installations	4,875	0	0	4,875	4,875	0.00%	0
335	Hydrants	0	0	0	0			0
336	Backflow Prevention Devices	400	0	0	400	400	0.00%	0
339	Other Plant and Misc. Equipment	0	0	0	0			0
340	Office Furniture and Equipment	4,000	0	0	4,000	4,000	0.00%	0
340.1	Computer & Software	0	0	0	0			0
341	Transportation Equipment	2,500	0	0	2,500	2,500	0.00%	0
342	Stores Equipment	0	0	0	0			0
343	Tools, Shop and Garage Equipment	1,500	0	0	1,500	1,144	5.00%	18
344	Laboratory Equipment	0	0	0	0			0
345	Power Operated Equipment	0	0	0	0			0
346	Communication Equipment	0	0	0	0			0
347	Miscellaneous Equipment	0	0	0	0			0
348	Other Tangible Plant	0	0	0	0			0
	Subtotal	\$69,965	\$0	\$0	\$69,965	\$38,825		\$795

Contribution(s) in Aid of Construction (Gross)	\$0
Less: Non Amortizable Contribution(s)	
Fully Amortized Contribution(s)	
Amortizable Contribution(s)	\$0
Times: Proposed Amortization Rate	2.55%
Amortization of CIAC	\$0
Less: Amortization of CIAC	\$0
DEPRECIATION EXPENSE	\$795

Instructions: Fill out the Grey Cells with the relevent information. Input 0 or none if there is nothing recorded in that account or there is no applicable information to report.

Citrus Park Water Co. Inc.
 Annual Report
 Balance Sheet Assets
 12/31/17

Balance Sheet Assets				
	Assets		Balance at Beginning of Year (2017)	Balance at End of Year (2017)
Account No.	Current and Accrued Assets			
131	Cash		\$950	\$807
134	Working Funds			
135	Temporary Cash Investments			
141	Customer Accounts Receivable		525	358
146	Notes Receivable from Associated Companies			
151	Plant Material and Supplies			
162	Prepayments			
174	Miscellaneous Current and Accrued Assets			
	Total Current and Accrued Assets		\$1,475	\$1,165
Account No.	Fixed Assets			
101	Utility Plant in Service*		\$72,165	\$69,965
103	Property Held for Future Use			
105	Construction Work in Progress			
108	Accumulated Depreciation (enter as negative)*		(45,462)	(39,620)
121	Non-Utility Property			
122	Accumulated Depreciation - Non Utility			
	Total Fixed Assets		\$26,703	\$30,345
	Total Assets		\$28,178	\$31,510

Instructions: Fill out the Grey Cells with the relevent information. Input 0 or none if there is nothing recorded in that account or there is no applicable information to report.

*Note these items feed automatically from AR3 UPIS Page 3

Citrus Park Water Co. Inc.
 Annual Report
 Balance Sheet Liabilities and Owners Equity

Balance Sheet Liabilities and Owners Equity				
	Liabilities		Balance at Beginning of Year (2017)	Balance at End of Year (2017)
Account No.	Current Liabilities			
231	Accounts Payable		\$1,551	\$4,231
232	Notes Payable (Current Portion)			
234	Notes Payable to Associated Companies			
235	Customer Deposits			75
236	Accrued Taxes			
237	Accrued Interest			
242	Miscellaneous Current and Accrued Liabilities			
	Total Current Liabilities		\$1,551	\$4,306
	Long Term Debt			
224	Long Term Debt (Notes and Bonds)			
	Deferred Credits			
251	Unamortized Premium on Debt			
252	Advances in Aid of Construction			
255	Accumulated Deferred Investment Tax Credits			
271	Contributions in Aid of Construction			
272	Less: Amortization of Contributions			
281	Accumulated Deferred Income Tax			
	Total Deferred Credits		\$0	\$0
	Total Liabilites		\$1,551	\$4,306
	Capital Accounts			
201	Common Stock Issued		\$2,000	
211	Other Paid-In Capital			
215	Retained Earnings		24,628	27,204
218	Proprietary Capital (Sole Props and Partnerships)			
	Total Capital		\$26,628	\$27,204
	Total Liabilities and Capital		\$28,179	\$31,510

Instructions: Fill out the Grey Cells with the relevent information. Input 0 or none if there is nothing recorded in that account or there is no applicable information to report.

Note: Total liabilities and Capital must match total assets for the beginning and end of the year!

Citrus Park Water Co. Inc.
Annual Report
Water Comparative Income Statement
12/31/17

Water Comparative Income Statement			
Account No.	Calendar Year	Current Year 01/01/2017 - 12/31/2017	Last Year 01/01/2016 - 12/31/2016
	Operating Revenue		
461	Metered Water Revenue	\$6,560	\$6,593
460	Unmetered Water Revenue		
462	Fire Protection Revenue		
469	Guaranteed Revenues (Surcharges)		
471	Miscellaneous Service Revenues	550	212
474	Other Water Revenue		
	Total Revenues	\$7,110	\$6,805
	Operating Expenses		
601	Salaries and Wages		
604	Employee Pensions and Benefits		
610	Purchased Water		
615	Purchased Power	517	476
618	Chemicals		
620	Materials and Supplies	491	417
620.1	Repairs and Maintenance	405	1,305
620.2	Office Supplies and Expense		
630	Contractual Services		
631	Contractual Services -Engineering		
632	Contractual Services - Accounting	550	600
633	Contractual Services - Legal		
634	Contractual Services - Management Fees	2,734	2,126
635	Contractual Services - Water Testing	929	388
636	Contractual Services - Other	900	700
640	Rents		
641	Rental of Building/Real Property		
642	Rental of Equipment		
650	Transportation Expenses		
657	Insurance - General Liability		
657.1	Insurance - Health and Life		
665	Regulatory Commission Expense - Rate		
670	Bad Debt Expense		
675	Miscellaneous Expense	326	343
403	Depreciation Expense (From Schedule AR4)	795	440
408	Taxes Other Than Income		
408.11	Property Taxes	165	908
409	Income Taxes		
427.1	Customer Security Deposit Interest		
	Total Operating Expenses	\$7,811	\$7,703
	Operating Income / (Loss)	(\$701)	(\$898)
	Other Income / (Expense)		
419	Interest and Dividend Income	\$0	
421	Non-Utility Income		
426	Miscellaneous Non-Utility (Expense)		
427	Interest (Expense)		7
	Total Other Income / (Expense)	\$0	\$7
	Net Income / (Loss)	(\$701)	(\$891)

Instructions: Fill out the Grey Cells with the relevant information. Input 0 or none if there is nothing recorded in that account or there is no applicable information to report.

Supplemental Financial Data (Long-Term Debt)				
	Loan #1	Loan #2	Loan #3	Loan #4
Date Issued				
Source of Loan				
ACC Decision No.				
Reason for Loan				
Dollar Amt. Issued				
Amount Outstanding				
Date of Maturity				
Interest Rate				
Current Year Interest				
Current Year Principal				

Meter Deposit Balance at Test Year End:	\$75
---	------

Meter Deposits Refunded During the Test Year:	
---	--

List all bonds, notes, loans, and other types of indebtedness in which the proceeds were used in the provision of public utility service. Indebtedness incurred for personal uses by the owner of the utility should not be listed. Input 0 or none if there is nothing to report for that cell.

Water Use Data Sheet							
Name of the System:		CITRUS PARK WATER CO, INC					
ADEQ Public Water System Number:		AZ04 14 107					
Month	Number of Customers	Gallons Sold (thousands) ¹	Gallons Pumped (thousands) ²	Gallons Purchased (thousands) ³	Estimated Gallons Authorized Use (thousands) ⁴	Purchased Power Expense ⁵	Purchased Power (kWh) ⁶
January	28	63,590					
February	29	77,560					
March	30	213,720					
April	30	254,800					
May	28	167,780					
June	28	113,500					
July	27	109,350					
August	26	564,230					
September	26	128,760					
October	26	116,420					
November	26	97,160					
December	26	82,770					
Totals		1,989,640	0	0	0	\$0	0

If the system has fire hydrants, what is the fire flow requirements? GPM for hrs.

Does the system have chlorination treatment? No

Is the Water Utility located in an ADWR Active Management Area (AMA)? No
 If yes, which AMA?

Does the Company have an ADWR Gallons Per Capita Per Day (GCPD) requirement? No
 If yes, provide the GCPD amount:

If applicable, in the space below please provide a description for all un-metered water use along with amounts:

Instructions: Fill out the Grey Cells with the relevant information. Input 0 or none if there is nothing recorded in that account or there is no applicable information to report.

- 1 Gallons sold - Total gallons from customer meters, and other sold gallons such as Construction water.
- 2 Gallons pumped - Total gallons from pumped sources.
- 3 Gallons purchased - Total gallons purchased from other sources.
- 4 Estimated gallons authorized use - Total estimated gallons from authorized metered or unmetered use. Authorized use such as flushing (mains, services and hydrants) draining/cleaning tanks, process, construction, fire fighting, etc.
- 5 Enter the total purchased power costs for the power meters associated with this system.
- 6 Enter the total purchased kWh used by the power meters associated with this system.

Citrus Park Water Co. Inc.
 Annual Report
 Utility Shutoffs / Disconnects
 12/31/17

ADEQ System No. :	AZ04 14 107
-------------------	-------------

Utility Shutoffs / Disconnects			
Month	Termination without Notice R14-2-410.B	Termination with Notice R14-2-410.C	Other
January			
February			
March			
April			
May			
June	1		
July			
August	1		
September			
October			
November			
December			
Total	2	0	0

Other (description):

--

<p>Instructions: Fill out the Grey Cells with the relevent information. Input 0 or none if there is nothing recorded in that account or there is no applicable information to report.</p>
--

Citrus Park Water Co. Inc.
Annual Report
Property Taxes
12/31/17

Property Taxes

Amount of actual property taxes paid during Calendar Year 2017 was

\$165

If no property taxes paid, explain why.

Instructions: Fill out the Grey Cells with the relevant information. Input 0 or none if there is nothing recorded in that account or there is no applicable information to report.



Yuma County Treasurer

Account	Parcel Number	Receipt Date	Effective Date	Receipt Number
U0000051	90055063	Oct 26, 2017	Oct 25, 2017	B-10-26-2017-Batch-026277

CITRUS PARK WATER CO
 4743 E 30TH PL
 YUMA, AZ 85365

Situs Address	Payor
	CLEARWATER

Legal Description
 TOTAL VALUE OF OPERATING PROPERTY. CENTRALLY VALUED PROPERTY ACCOUNT 55-063. SEE DOR REPORT PS1220-18 FOR PARCEL LISTING. FEE PARCEL(S) 202-65-174

Payments Received	
DIRECT DEPOSIT	Multi-Account Payment
Bank Account JPM	

Payments Applied		Billed	Prior Payments	New Payments	Balance
Year	Charges				
2016	Interest	\$12.31	\$0.00	\$12.31	\$0.00
2016	Tax Charge	\$307.64	\$153.82	\$153.82	\$0.00
				\$166.13	\$0.00
Balance Due as of Oct 25, 2017					\$253.72

Verification and Sworn Statement (Taxes)

Verification: State of ARIZONA I, the undersigned of the
(state name)

County of (county name): YUMA
Name (owner or official) title: NANCY MILLER, INTERIM MANAGER
Company name: Citrus Park Water Co. Inc.

DO SAY THAT THIS ANNUAL UTILITY PROPERTY TAX AND SALES TAX REPORT TO THE ARIZONA CORPORATION COMMISSION.

FOR THE YEAR ENDING: 12/31/17

HAS BEEN PREPARED UNDER MY DIRECTION, FROM THE ORIGINAL BOOKS, PAPERS AND RECORDS OF SAID UTILITY; THAT I HAVE CAREFULLY EXAMINED THE SAME, AND DECLARE THE SAME TO BE A COMPLETE AND CORRECT STATEMENT OF BUSINESS AND AFFAIRS OF SAID UTILITY FOR THE PERIOD COVERED BY THIS REPORT IN RESPECT TO EACH AND EVERY MATTER AND THING SET FORTH, TO THE BEST OF MY KNOWLEDGE, INFORMATION AND BELIEF.

Sworn Statement: I HEREBY ATTEST THAT ALL PROPERTY TAXES FOR SAID COMPANY ARE CURRENT AND PAID IN FULL.

I HEREBY ATTEST THAT ALL SALES TAXES FOR SAID COMPANY ARE CURRENT AND PAID IN FULL.

A J Miller

signature of owner/official

928-341-9685

telephone no.

RECEIVED

MAY 18 2018

ARIZONA CORP COMMISSION
UTILITIES DIVISION - DIRECTOR'S OFFICE

SUBSCRIBED AND SWORN TO BEFORE ME A NOTARY PUBLIC
IN AND FOR THE COUNTY

THIS

16th

DAY OF

Yuma

(county name)


May, 2018

(month) and (year)

MY COMMISSION EXPIRES

04.04.2019

(date)



Dawn Simpson
signature of notary public

Verification and Sworn Statement

Verification:

State of ARIZONA I, the undersigned of the
(state name)
County of (county name): YUMA
Name (owner or official) title: NANCY MILLER, INTERIM MANAGER
Company name: Citrus Park Water Co. Inc.

DO SAY THAT THIS ANNUAL UTILITY PROPERTY TAX AND SALES TAX REPORT TO THE ARIZONA CORPORATION COMMISSION.

FOR THE YEAR ENDING: 12/31/17

HAS BEEN PREPARED UNDER MY DIRECTION, FROM THE ORIGINAL BOOKS, PAPERS AND RECORDS OF SAID UTILITY; THAT I HAVE CAREFULLY EXAMINED THE SAME, AND DECLARE THE SAME TO BE A COMPLETE AND CORRECT STATEMENT OF BUSINESS AND AFFAIRS OF SAID UTILITY FOR THE PERIOD COVERED BY THIS REPORT IN RESPECT TO EACH AND EVERY MATTER AND THING SET FORTH, TO THE BEST OF MY KNOWLEDGE, INFORMATION AND BELIEF.

Sworn Statement: IN ACCORDANCE WITH THE REQUIREMENTS OF TITLE 40, ARTICLE 8, SECTION 40-401, ARIZONA REVISED STATUTES, IT IS HEREIN REPORTED THAT THE GROSS OPERATING REVENUE OF SAID UTILITY DERIVED FROM ARIZONA INTRASTATE UTILITY OPERATIONS DURING THE CALENDAR YEAR WAS:

Arizona Intrastate Gross Operating Revenues Only (\$) \$7,110
(The amount in the box above includes \$0 in sales taxes billed or collected)

RECEIVED

MAY 18 2018

ARIZONA CORP COMMISSION
UTILITIES DIVISION - DIRECTOR'S OFFICE

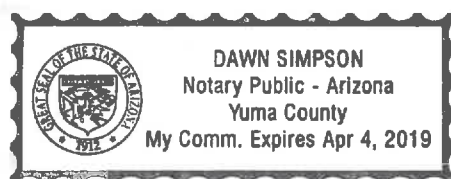
N Miller
signature of owner/official

928-341-9685
telephone no.

SUBSCRIBED AND SWORN TO BEFORE ME A NOTARY PUBLIC
IN AND FOR THE COUNTY

THIS 16th DAY OF May 2018
(month) and (year)

MY COMMISSION EXPIRES 04.04.2019
(date)



D Simpson
(signature of notary public)

Verification and Sworn Statement (Residential Revenue)

Verification:

State of ARIZONA I, the undersigned of the
(state name)

County of (county name): YUMA
Name (owner or official) title: NANCY MILLER, INTERIM MANAGER
Company name: Citrus Park Water Co. Inc.

DO SAY THAT THIS ANNUAL UTILITY PROPERTY TAX AND SALES TAX REPORT TO THE ARIZONA CORPORATION COMMISSION.

FOR THE YEAR ENDING: 12/31/17

HAS BEEN PREPARED UNDER MY DIRECTION, FROM THE ORIGINAL BOOKS, PAPERS AND RECORDS OF SAID UTILITY; THAT I HAVE CAREFULLY EXAMINED THE SAME, AND DECLARE THE SAME TO BE A COMPLETE AND CORRECT STATEMENT OF BUSINESS AND AFFAIRS OF SAID UTILITY FOR THE PERIOD COVERED BY THIS REPORT IN RESPECT TO EACH AND EVERY MATTER AND THING SET FORTH, TO THE BEST OF MY KNOWLEDGE, INFORMATION AND BELIEF.

Sworn Statement: IN ACCORDANCE WITH THE REQUIREMENTS OF TITLE 40, ARTICLE 8, SECTION 40-401, ARIZONA REVISED STATUTES, IT IS HEREIN REPORTED THAT THE GROSS OPERATING REVENUE OF SAID UTILITY DERIVED FROM ARIZONA INTRASTATE UTILITY OPERATIONS RECEIVED FROM RESIDENTIAL CUSTOMERS DURING THE CALENDAR YEAR WAS:

Arizona Intrastate Gross Operating Revenues Only (\$)

\$7,110

(The amount in the box above includes

\$0 in sales taxes
billed or collected)

RECEIVED
MAY 18 2018
ARIZONA CORP COMMISSION
UTILITIES DIVISION - DIRECTOR'S OFFICE

N. G. Miller
signature of owner/official


928-341-9685
telephone no.

SUBSCRIBED AND SWORN TO BEFORE ME A NOTARY PUBLIC
IN AND FOR THE COUNTY

Yuma
(county name)

THIS 16th DAY OF May 2018
(month) and (year)

MY COMMISSION EXPIRES 04.04.2019
(date)



[Signature]
(signature of notary public)