

**RECEIVED BY EMAIL**  
5/16/2022, 11:55 AM  
**ARIZONA CORPORATION COMMISSION**  
**UTILITIES DIVISION**

**ANNUAL REPORT**

Of

Company Name:   
20441 W. Cheyenne Rd.

Mailing Address: Buckeye AZ  
85326

Docket No.: W-01752A  
For the Year Ended:

**WATER UTILITY**

To

Arizona Corporation Commission

**Due on April 15th**

Email: Util-Compliance@azcc.gov, mail or deliver the completed Annual Report to:  
Arizona Corporation Commission  
Compliance Section - Utilities Division  
1200 West Washington Street  
Phoenix, Arizona 85007

Application Type:   
Application Date:

ARIZONA CORPORATION COMMISSION  
WATER UTILITY ANNUAL REPORT  
Clearwater Utilities Company, Inc.  
A Class  Utility

For the Calendar Year Ended:

Primary Address:   
City:  State:  Zip Code:

Telephone Number:

Date of Original Organization of Utility:

Person to whom correspondence should be addressed concerning this report:

Name:   
Telephone No. :   
Address:   
City:  State:  Zip Code:   
Email:

Name:   
Telephone No. :   
Address:   
City:  State:  Zip Code:   
Email:

Name:   
Telephone No. :   
Address:   
City:  State:  Zip Code:   
Email:

Name:   
Telephone No. :   
Address:   
City:  State:  Zip Code:   
Email:

Name:   
Telephone No. :   
Address:   
City:  State:  Zip Code:   
Email:

Ownership:

Counties Served:

**Important changes during the year**

No	For those companies not subject to the affiliated interest rules, has there been a change in ownership or direct control during the year?
	If yes, please provide specific details in the box below.
	NA

	Has the company been notified by any other regulatory authorities during the year, that they are out of compliance?
	If yes, please provide specific details in the box below.
	NO

Utility Plant in Service (Water)							
Account No.	Description	Beginning Year Original Cost	Current Year Additions	Current Year Retirements	Adjusted Original Cost	Accumulated Depreciation	OCLD (OC less AD)
		\$0	\$0	\$0	\$0	\$0	\$0
301	Organization						
302	Franchises	0	0	0	0	0	0
303	Land and Land Rights	3,814	0	0	3,814	0	3,814
304	Structures and Improvements	70,066	0	0	70,066	0	70,066
305	Collecting & Improving Reservoirs	0	0	0	0	0	0
306	Lake, River, Canal Intakes	0	0	0	0	0	0
307	Wells and Springs	45,047	0	0	45,047	0	45,047
308	Infiltration Galleries	0	0	0	0	0	0
309	Supply Mains	0	0	0	0	0	0
310	Power Generation Equipment	0	0	0	0	0	0
311	Pumping Equipment	94,365	0	0	94,365	0	94,365
320	Water Treatment Equipment	0	0	0	0	0	0
320.1	Water Treatment Plants	0	0	0	0	0	0
320.2	Solution Chemical Feeders	0	0	0	0	0	0
320.3	Point-of-Use Treatment Devices	0	0	0	0	0	0
330	Distribution Reservoirs and Standpipes	327,418	0	0	327,418	327,418	(0)
330.1	Storage Tanks	0	0	0	0	0	0
330.2	Pressure Tanks	0	0	0	0	0	0
331	Transmission and Distribution Mains	90,760	0	0	90,760	0	90,760
333	Services	67,368	0	0	67,368	0	67,368
334	Meters and Meter Installations	417,482	28,761	0	446,243	0	446,243
335	Hydrants	5,124	0	0	5,124	0	5,124
336	Backflow Prevention Devices	0	0	0	0	0	0
339	Other Plant and Misc. Equipment	0	0	0	0	0	0
340	Office Furniture and Equipment	0	0	0	0	0	0
340.1	Computer & Software	12,820	0	0	12,820	0	12,820
341	Transportation Equipment	7,209	0	0	7,209	0	7,209
342	Stores Equipment	0	0	0	0	0	0
343	Tools, Shop and Garage Equipment	9,775	0	0	9,775	0	9,775
344	Laboratory Equipment	0	0	0	0	0	0
345	Power Operated Equipment	34,808	0	0	34,808	0	34,808
346	Communication Equipment	0	0	0	0	0	0
347	Miscellaneous Equipment	50,864	0	0	50,864	0	50,864
348	Other Tangible Plant	0	0	0	0	764,223	(764,223)
	<b>Totals</b>	<b>\$1,236,921</b>	<b>\$28,761</b>	<b>\$0</b>	<b>\$1,265,682</b>	<b>\$1,091,641</b>	<b>\$174,041</b>

Clearwater Utilities Company, Inc.  
Annual Report  
Depreciation Expense for the Current Year (Water)  
12/31/21

Depreciation Expense for the Current Year (Water)									
Account No.	Description	Beginning Year Original Cost	Current Year Additions	Current Year Retirements	Adjusted Original Cost	Fully Depreciated/Non-depreciable Plant	Depreciable Plant	Depreciation Percentages	Depreciation Expense
301	Organization	\$0	\$0	\$0	\$0	\$0	\$0	0.00%	\$0
302	Franchises	0	0	0	0	0	0	0.00%	0
303	Land and Land Rights	3,814	0	0	3,814	0	3,814	0.00%	0
304	Structures and Improvements	70,066	0	0	70,066	0	70,066	0.00%	0
305	Collecting & Improving Reservoirs	0	0	0	0	0	0	0.00%	0
306	Lake, River, Canal Intakes	0	0	0	0	0	0	0.00%	0
307	Wells and Springs	45,047	0	0	45,047	0	45,047	0.00%	0
308	Infiltration Galleries	0	0	0	0	0	0	0.00%	0
309	Supply Mains	0	0	0	0	0	0	0.00%	0
310	Power Generation Equipment	0	0	0	0	0	0	0.00%	0
311	Pumping Equipment	94,365	0	0	94,365	0	94,365	0.00%	0
320	Water Treatment Equipment	0	0	0	0	0	0	0.00%	0
320.1	Water Treatment Plants	0	0	0	0	0	0	0.00%	0
320.2	Solution Chemical Feeders	0	0	0	0	0	0	0.00%	0
320.3	Point-of-Use Treatment Devices	0	0	0	0	0	0	0.00%	0
330	Distribution Reservoirs and Standpipes	327,418	0	0	327,418	0	327,418	0.00%	0
330.1	Storage Tanks	0	0	0	0	0	0	0.00%	0
330.2	Pressure Tanks	0	0	0	0	0	0	0.00%	0
331	Transmission and Distribution Mains	90,760	0	0	90,760	0	90,760	0.00%	0
333	Services	67,368	0	0	67,368	0	67,368	0.00%	0
334	Meters and Meter Installations	417,482	28,761	0	446,243	0	446,243	0.00%	0
335	Hydrants	5,124	0	0	5,124	0	5,124	0.00%	0
336	Backflow Prevention Devices	0	0	0	0	0	0	0.00%	0
339	Other Plant and Misc. Equipment	0	0	0	0	0	0	0.00%	0
340	Office Furniture and Equipment	0	0	0	0	0	0	0.00%	0
340.1	Computer & Software	12,820	0	0	12,820	0	12,820	0.00%	0
341	Transportation Equipment	7,209	0	0	7,209	0	7,209	0.00%	0
342	Stores Equipment	0	0	0	0	0	0	0.00%	0
343	Tools, Shop and Garage Equipment	9,775	0	0	9,775	0	9,775	0.00%	0
344	Laboratory Equipment	0	0	0	0	0	0	0.00%	0
345	Power Operated Equipment	34,808	0	0	34,808	0	34,808	0.00%	0
346	Communication Equipment	0	0	0	0	0	0	0.00%	0
347	Miscellaneous Equipment	50,864	0	0	50,864	0	50,864	0.00%	0
348	Other Tangible Plant	0	0	0	0	0	0	0.00%	570,390
	<b>Subtotal</b>	<b>\$1,236,921</b>	<b>\$28,761</b>	<b>\$0</b>	<b>\$1,265,682</b>	<b>\$0</b>	<b>\$1,265,682</b>		<b>\$570,390</b>

Contribution(s) in Aid of Construction (Gross)	\$53,000
Less: Non Amortizable Contribution(s)	0
Fully Amortized Contribution(s)	(18,173)
Amortizable Contribution(s)	<b>\$71,173</b>
Times: Proposed Amortization Rate	45.07%
<b>Amortization of CIAC</b>	<b>\$32,075</b>

**Less: Amortization of CIAC** \$32,075

**DEPRECIATION EXPENSE** \$538,316

Clearwater Utilities Company, Inc.  
Annual Report  
Balance Sheet Assets  
12/31/21

<b>Balance Sheet Assets</b>				
	<b>Assets</b>		Balance at Beginning of Year (2021)	Balance at End of Year (2021)
<b>Account No.</b>	<b>Current and Accrued Assets</b>			
131	Cash		\$60,533	\$32,070
134	Working Funds		0	0
135	Temporary Cash Investments		0	0
141	Customer Accounts Receivable		44,877	15,338
146	Notes Receivable from Associated Companies		0	0
151	Plant Material and Supplies		0	3,000
162	Prepayments		0	0
174	Miscellaneous Current and Accrued Assets		0	0
	<b>Total Current and Accrued Assets</b>		<b>\$105,410</b>	<b>\$50,408</b>
<b>Account No.</b>	<b>Fixed Assets</b>			
101	Utility Plant in Service*		\$1,236,921	\$1,265,682
103	Property Held for Future Use		0	0
105	Construction Work in Progress		0	0
108	Accumulated Depreciation (enter as negative)*		(521,251)	(1,091,641)
121	Non-Utility Property		156,462	0
122	Accumulated Depreciation - Non Utility		0	0
	<b>Total Fixed Assets</b>		<b>\$872,132</b>	<b>\$174,041</b>
	<b>Total Assets</b>		<b>\$977,542</b>	<b>\$224,449</b>

\*Note these items feed automatically from AR3 UPIS Page 4

Clearwater Utilities Company, Inc.  
Annual Report  
Balance Sheet Liabilities and Owners Equity

<b>Balance Sheet Liabilities and Owners Equity</b>				
	<b>Liabilities</b>		Balance at Beginning of Year (2021)	Balance at End of Year (2021)
<b>Account No.</b>	<b>Current Liabilities</b>			
231	Accounts Payable		\$14,786	\$17,903
232	Notes Payable (Current Portion)		0	0
234	Notes Payable to Associated Companies		0	0
235	Customer Deposits		100,276	107,829
236	Accrued Taxes		1,960	24,128
237	Accrued Interest		0	0
242	Miscellaneous Current and Accrued Liabilities		8,216	8,216
	<b>Total Current Liabilities</b>		<b>\$125,238</b>	<b>\$158,075</b>
	<b>Long Term Debt</b>			
224	Long Term Debt (Notes and Bonds)		\$416,747	\$287,204
	<b>Deferred Credits</b>			
251	Unamortized Premium on Debt		\$0	\$0
252	Advances in Aid of Construction		0	0
255	Accumulated Deferred Investment Tax Credits		0	0
271	Contributions in Aid of Construction		0	0
272	Less: Amortization of Contributions		0	0
281	Accumulated Deferred Income Tax		0	0
	<b>Total Deferred Credits</b>		<b>\$0</b>	<b>\$0</b>
	<b>Total Liabilities</b>		<b>\$541,985</b>	<b>\$445,279</b>
	<b>Capital Accounts</b>			
201	Common Stock Issued		\$15,000	\$15,000
211	Other Paid-In Capital		251,663	251,663
215	Retained Earnings		244,190	331,159
218	Proprietary Capital (Sole Props and Partnerships)		(75,295)	(818,651)
	<b>Total Capital</b>		<b>\$435,557</b>	<b>(\$220,830)</b>
	<b>Total Liabilities and Capital</b>		<b>\$977,542</b>	<b>\$224,449</b>

**Note: Total liabilities and Capital must match total assets for the beginning and end of the year!**

Clearwater Utilities Company, Inc.  
Annual Report  
Water Comparative Income Statement  
12/31/21

<b>Water Comparative Income Statement</b>			
Account No.	Calendar Year	Current Year 01/01/2021 - 12/31/2021	Last Year 01/01/2020 - 12/31/2020
	<b>Operating Revenue</b>		
461	Metered Water Revenue	\$503,800	\$515,038
460	Unmetered Water Revenue	0	0
462	Fire Protection Revenue	0	0
469	Guaranteed Revenues (Surcharges)	0	0
471	Miscellaneous Service Revenues	154,793	145,719
474	Other Water Revenue	0	0
	<b>Total Revenues</b>	<b>\$658,593</b>	<b>\$660,757</b>
	<b>Operating Expenses</b>		
601	Salaries and Wages	\$212,859	\$184,752
604	Employee Pensions and Benefits	900	3,600
610	Purchased Water	0	0
615	Purchased Power	38,743	37,047
618	Chemicals	0	0
620	Materials and Supplies	437	0
620.1	Repairs and Maintenance	30,320	48,254
620.2	Office Supplies and Expense	56,127	36,715
630	Contractual Services	15,481	0
631	Contractual Services - Engineering	0	0
632	Contractual Services - Accounting	2,700	16,850
633	Contractual Services - Legal	0	0
634	Contractual Services - Management Fees	0	0
635	Contractual Services - Water Testing	1,053	1,360
636	Contractual Services - Other	43,780	40,581
640	Rents	0	0
641	Rental of Building/Real Property	0	0
642	Rental of Equipment	0	0
650	Transportation Expenses	43,437	32,094
657	Insurance - General Liability	14,185	14,542
657.1	Insurance - Health and Life	33,653	35,479
665	Regulatory Commission Expense - Rate	1,728	1,561
670	Bad Debt Expense	(386)	(1,137)
675	Miscellaneous Expense	21,797	8,464
403	Depreciation Expense (From Schedule AR4)	538,316	27,026
408	Taxes Other Than Income	0	0
408.11	Property Taxes	31,726	29,158
409	Income Taxes	5,109	14,174
427.1	Customer Security Deposit Interest	0	0
	<b>Total Operating Expenses</b>	<b>\$1,091,965</b>	<b>\$530,519</b>
	<b>Operating Income / (Loss)</b>	<b>(\$433,372)</b>	<b>\$130,238</b>
	<b>Other Income / (Expense)</b>		
419	Interest and Dividend Income	\$0	\$0
421	Non-Utility Income	75,955	40,000
426	Miscellaneous Non-Utility (Expense)	(5,038)	(83,301)
427	Interest (Expense)	(380)	33
	<b>Total Other Income / (Expense)</b>	<b>\$70,538</b>	<b>(\$43,269)</b>
	<b>Net Income / (Loss)</b>	<b>(\$362,834)</b>	<b>\$86,969</b>



Clearwater Utilities Company, Inc.  
Annual Report  
Full time equivalent employees  
12/31/21

**Full time equivalent employees**

	Direct Company	Allocated	Outside service	Total
President	1.0	0.0	0.0	1.0
Vice-president	0.0	0.0	0.0	0.0
Manager	1.0	0.0	0.0	1.0
Engineering Staff	0.0	0.0	0.0	0.0
System Operator(s)	1.0	0.0	0.0	1.0
Meter reader	1.0	0.0	0.0	1.0
Customer Service	1.0	0.0	0.0	1.0
Accounting	0.0	0.0	1.0	1.0
Business Office	1.0	0.0	0.0	1.0
Rates Department	0.0	0.0	0.0	0.0
Administrative Staff	0.0	0.0	0.0	0.0
Other	0.0	0.0	0.0	0.0
<b>Total</b>	6.0	0.0	1.0	7.0

Clearwater Utilities Company, Inc.  
 Annual Report  
 Supplemental Financial Data (Long-Term Debt)  
 12/31/21

<b>Supplemental Financial Data (Long-Term Debt)</b>				
	Loan #1	Loan #2	Loan #3	Loan #4
Date Issued	1/0/1900	1/0/1900	1/0/1900	1/0/1900
Source of Loan	0	0	0	0
ACC Decision No.	0	0	0	0
Reason for Loan	0	0	0	0
Dollar Amt. Issued	\$0	\$0	\$0	\$0
Amount Outstanding	\$0	\$0	\$0	\$0
Date of Maturity	1/0/1900	1/0/1900	1/0/1900	1/0/1900
Interest Rate	0.00%	0.00%	0.00%	0.00%
Current Year Interest	\$0	\$0	\$0	\$0
Current Year Principal	\$0	\$0	\$0	\$0

Meter Deposit Balance at Test Year End:	\$108,101
---	-----------

Meter Deposits Refunded During the Test Year:	\$0
---	-----

**List all bonds, notes, loans, and other types of indebtedness in which the proceeds were used in the provision of public utility service. Indebtedness incurred for personal uses by the owner of the utility should not be listed. Input 0 or none if there is nothing to report for that cell.**

Well and Water Usage											
Name of the System:		CLEARWATER UTILITIES CO. INC.									
ADEQ Public Water System Number:		AZ0407019									
ADWR PCC Number:		91-000188.0000									
Well registry 55# (55-XXXXXX):	Pump Horsepower	Pump Yield (gpm)	Casing Depth (feet)	Casing Diameter (inches)	Pump Motor Type **	Year Drilled	Water level 2011	Water level 2021	Meter Size (inches)	How measured:	Active
55-611624	10	379	370	8	SUBMERSIBLE	1971	0	50	4	Metered	Yes
55-611625	10	130	400	10	SUBMERSIBLE	1961	0	60	4	Metered	Yes
55-525227	10	132	0	8	SUBMERSIBLE	1970	0	40	4	Metered	Yes
55-512731	0	0	300	8	NA	1985	0	0	0	N/A	No
0	0	0	0	0	NA	0	0	0	0	N/A	N/A
0	0	0	0	0	NA	0	0	0	0	N/A	N/A
0	0	0	0	0	NA	0	0	0	0	N/A	N/A
0	0	0	0	0	NA	0	0	0	0	N/A	N/A
0	0	0	0	0	NA	0	0	0	0	N/A	N/A
0	0	0	0	0	NA	0	0	0	0	N/A	N/A
0	0	0	0	0	NA	0	0	0	0	N/A	N/A
0	0	0	0	0	NA	0	0	0	0	N/A	N/A
0	0	0	0	0	NA	0	0	0	0	N/A	N/A
0	0	0	0	0	NA	0	0	0	0	N/A	N/A
0	0	0	0	0	NA	0	0	0	0	N/A	N/A
0	0	0	0	0	NA	0	0	0	0	N/A	N/A
0	0	0	0	0	NA	0	0	0	0	N/A	N/A

Name of system water delivered to:	NA
ADWR PCC Number:	#N/A
Source of water delivered to another system	NA
Name of system water received from:	NA
ADWR PCC Number:	#N/A
Source of water received	NA
Well registry 55# (55-XXXXXX):	NA

Month	Water withdrawn (gallons) <sup>1</sup>	Water sold (gallons) <sup>2</sup>	Water delivered (sold) to other systems (gallons) <sup>3</sup>	Water received (purchased) from other systems (gallons) <sup>4</sup>	Estimated authorized use (gallons) <sup>5</sup>	Purchased Power Expense <sup>6</sup>	Purchased Power (kWh) <sup>7</sup>
January	8,942,000.00	7,191,000.00	0.00	0.00	55,000.00	\$3,374	20,603
February	9,003,000.00	8,033,000.00	0.00	0.00	255,000.00	2,176	19,592
March	12,292,000.00	10,952,000.00	0.00	0.00	160,000.00	2,463	21,700
April	14,554,000.00	13,213,000.00	0.00	0.00	340,000.00	3,074	28,306
May	16,154,000.00	14,677,000.00	0.00	0.00	175,000.00	3,634	35,643
June	21,818,000.00	19,857,000.00	0.00	0.00	1,065,000.00	3,917	39,556
July	17,470,000.00	15,951,000.00	0.00	0.00	40,000.00	4,362	44,642
August	14,760,000.00	13,047,000.00	0.00	0.00	32,000.00	3,313	31,681
September	17,724,000.00	15,618,000.00	0.00	0.00	174,000.00	3,525	42,539
October	14,107,000.00	12,597,000.00	0.00	0.00	290,000.00	3,409	33,862
November	14,872,000.00	14,335,000.00	0.00	0.00	22,000.00	3,236	30,467
December	10,108,000.00	8,833,000.00	0.00	0.00	105,000.00	2,260	20,608
<b>Totals</b>	<b>171,804,000.00</b>	<b>154,304,000.00</b>	<b>0.00</b>	<b>0.00</b>	<b>2,713,000.00</b>	<b>\$38,743</b>	<b>369,199</b>

If applicable, in the space below please provide a description for all un-metered water use along with amounts:  
 FIRES, WATER BREAKS AND LEAKS

1 Water withdrawn - Total gallons of water withdrawn from pumped sources.  
 2 Water sold - Total gallons from customer meters, and other sales such as construction water.  
 3 Water delivered (sold) to other systems - Total gallons of water delivered to other systems.  
 4 Water received (purchased) from other systems - Total gallons of water purchased/received from other systems.  
 5 Estimated authorized use - Total estimated gallons from authorized metered or unmetered use. Authorized uses such as flushing (mains, services and hydrants) draining/cleaning tanks, process, construction, fire fighting, etc. Non-authorized use (real losses) are service line breaks and leaks, water main breaks, meter inaccuracies and theft.  
 6 Enter the total purchased power costs for the power meters associated with this system.  
 7 Enter the total purchased kWh used by the power meters associated with this system.

Water Utility Plant Description			
Name of the System:	CLEARWATER UTILITIES CO. INC.		
ADEQ Public Water System Number:	AZ0407019		
ADWR PCC Number:	91-000188.0000		

MAINS		
Sizes (inches)	Material	Length (feet)
6.00	AC/PVC	125,400
8.00	AC/PVC	35,112
6.00	AC/PVC	15,840
8.00	AC/PVC	132,000
0.00	Unknown	0
0.00	Unknown	0
0.00	Unknown	0
0.00	Unknown	0
0.00	Unknown	0
0.00	Unknown	0
0.00	Unknown	0
0.00	Unknown	0
0.00	Unknown	0
0.00	Unknown	0
0.00	Unknown	0
0.00	Unknown	0
0.00	Unknown	0

CUSTOMER METERS			
Size (inches)	Quantity	Percent over 1,000,000 gallons	Percent over 10 years old
4	3	30%	0%
3	2	40%	0%
2	2	0%	0%
1	999	0%	10%
NA	0	0%	0%
NA	0	0%	0%
NA	0	0%	0%
NA	0	0%	0%
NA	0	0%	0%
NA	0	0%	0%
NA	0	0%	0%
NA	0	0%	0%
NA	0	0%	0%
NA	0	0%	0%
NA	0	0%	0%
NA	0	0%	0%
NA	0	0%	0%
NA	0	0%	0%
NA	0	0%	0%
NA	0	0%	0%
NA	0	0%	0%
NA	0	0%	0%

SERVICE LINES			
Material	Percent of system	Year installed	
Black poly	50%	1972	
Copper	50%	1990	
NA	0%	0	
NA	0%	0	
NA	0%	0	

BOOSTER PUMPS			
Horsepower	GPM	Quantity	
30	550	3	
25	400	2	
15	275	2	
0	0	0	

FIRE HYDRANTS	
Type	Quantity
Standard *	24
Other	0

STORAGE TANKS				
Capacity (gallons)	Material	Quantity	Year installed	
250K	STEEL	1	1971	
250K	STEEL	1	2003	
100K	STEEL	2	1971	
100K	STEEL	1	2000	
0	NA	0	0	
0	NA	0	0	

PRESSURE/BLADDER TANKS			
Capacity (gallons)	Material	Quantity	Year installed
5K	STEEL	1	1963
10K	STEEL	3	1971
5K	STEEL	1	1999
0	NA	0	0
0	NA	0	0
0	NA	0	0

\* A standard fire hydrant has two 2.5 inch hose connection nozzles with 7.5 threads per inch, and one 4.5 inch pumper connection nozzle with 4 threads per inch.

<b>Water Utility Plant Description (Continued)</b>
--

For the following three items, list the utility owned assets in each category for each system.

<b>TREATMENT EQUIPMENT:</b>	NA
-----------------------------	----

<b>STRUCTURES:</b>	METER SHOP AND OFFICE BUILDING
--------------------	--------------------------------

<b>OTHER:</b>	2000FT OF 6FT FENCE WITH RAZOR RIBBON
---------------	---------------------------------------

**Provide a calculation used to determine the value of one water equivalent residential connection (ERC).**

Use one of the following methods:

- (a) If actual flow data are available from the preceding 12 months, divide the total annual single family residence (SFR) gallons sold by the average number of single family residence customers for the same period and divide the result by
- (b) If no historical flow data are available, use:  
 $ERC = ( \text{Total SFR gallons sold (Omit 000)} / 365 \text{ days} / 350 \text{ gallons per day} )$

ERC	151
Method used:	(a)

Customer and Other Information	
Name of the System:	CLEARWATER UTILITIES CO. INC.
ADEQ Public Water System Number:	AZ0407019
ADWR PCC Number:	91-000188.0000

Month	Number of Customers				Other Non-Residential
	Single-Family	Multi-Family	Commercial	Turf/Irrigation	
January	966	0	2	0	4
February	985	0	2	0	4
March	989	0	2	0	4
April	990	0	2	0	4
May	993	0	2	0	4
June	995	0	2	0	4
July	995	0	2	0	4
August	1,000	0	2	0	4
September	1,003	0	2	0	4
October	1,006	0	2	0	4
November	1,007	0	2	0	4
December	1,011	0	2	0	4

If the system has fire hydrants, what is the fire flow requirements?  GPM for  hrs.

Does the system have chlorination treatment?

Does the Company have an ADWR Gallons Per Capita Per Day (GPCPD) requirement?   
 If yes, provide the GPCPD amount:

Is the Water Utility located in an ADWR Active Management Area (AMA)?   
 If yes, which AMA?

What is the present system connection capacity (in ERCs \*) using existing lines?

What is the future system connection capacity (in ERCs \*) upon service area buildout?

Describe any plans and estimated completion dates for any enlargements or improvements of this system.

\* an ERC is based on the calculation on the bottom of AR9 page 12.

Clearwater Utilities Company, Inc.  
 Annual Report  
 Utility Shutoffs / Disconnects  
 12/31/21

Utility Shutoffs / Disconnects	
Name of the System:	CLEARWATER UTILITIES CO. INC.
ADEQ Public Water System Number:	AZ0407019
ADWR PCC Number:	91-000188.0000

Month	Termination without Notice R14-2-410.B	Termination with Notice R14-2-410.C	Other
January	0	0	0
February	0	0	0
March	0	0	0
April	0	65	0
May	0	57	0
June	0	40	0
July	0	38	0
August	0	48	0
September	0	22	0
October	0	25	0
November	0	0	0
December	0	32	0
<b>Total</b>	<b>0</b>	<b>327</b>	<b>0</b>

**Other (description):**

NA
----

<b>Instructions:</b> Fill out the Grey Cells with the relevent information. Input 0 or none if there is nothing recorded in that account or there is no applicable information to report.
---

Clearwater Utilities Company, Inc.  
Annual Report  
Property Taxes  
12/31/21

Property Taxes	
----------------	--

Amount of actual property taxes paid during Calendar Year 2021 was	
--	--

	\$31,726
--	----------

If no property taxes paid, explain why.
---

NA
----

<b>Instructions:</b> Fill out the Grey Cells with the relevant information. Input 0 or none if there is nothing recorded in that account or there is no applicable information to report.
---



Clearwater Utilities Company, Inc.  
Annual Report  
Verification and Sworn Statement (Taxes)  
12/31/21

Verification and Sworn Statement (Taxes)

Verification: State of Arizona I, the undersigned of the  
(state name)

County of (county name): Maricopa  
Name (owner or official) title: JAMAINE BERRY  
Company name: Clearwater Utilities Company, Inc.

DO SAY THAT THIS ANNUAL UTILITY PROPERTY TAX AND SALES TAX REPORT TO THE ARIZONA CORPORATION COMMISSION.

FOR THE YEAR ENDING: 12/31/21

HAS BEEN PREPARED UNDER MY DIRECTION, FROM THE ORIGINAL BOOKS, PAPERS AND RECORDS OF SAID UTILITY; THAT I HAVE CAREFULLY EXAMINED THE SAME, AND DECLARE THE SAME TO BE A COMPLETE AND CORRECT STATEMENT OF BUSINESS AND AFFAIRS OF SAID UTILITY FOR THE PERIOD COVERED BY THIS REPORT IN RESPECT TO EACH AND EVERY MATTER AND THING SET FORTH, TO THE BEST OF MY KNOWLEDGE, INFORMATION AND BELIEF.

Sworn Statement: I HEREBY ATTEST THAT ALL PROPERTY TAXES FOR SAID COMPANY ARE CURRENT AND PAID IN FULL.

I HEREBY ATTEST THAT ALL SALES TAXES FOR SAID COMPANY ARE CURRENT AND PAID IN FULL.

Jamaine Berry  
signature of owner/official

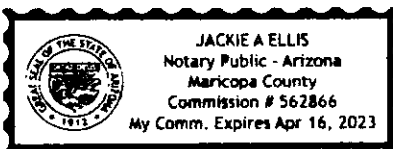
623-386-4096  
telephone no.

SUBSCRIBED AND SWORN TO BEFORE ME A NOTARY PUBLIC  
IN AND FOR THE COUNTY

THIS 12<sup>th</sup> DAY OF Maricopa  
April 2022  
(month) and (year)

MY COMMISSION EXPIRES

4-16-23  
(date)



Jackie A. Ellis  
(signature of notary public)

Verification and Sworn Statement

Verification:

State of Arizona I, the undersigned of the  
(state name)  
County of (county name): Maricopa  
Name (owner or official) title: JAMAINE BERRY  
Company name: Clearwater Utilities Company, Inc.

DO SAY THAT THIS ANNUAL UTILITY PROPERTY TAX AND SALES TAX REPORT TO THE ARIZONA CORPORATION COMMISSION.

FOR THE YEAR ENDING: 12/31/21

HAS BEEN PREPARED UNDER MY DIRECTION, FROM THE ORIGINAL BOOKS, PAPERS AND RECORDS OF SAID UTILITY; THAT I HAVE CAREFULLY EXAMINED THE SAME, AND DECLARE THE SAME TO BE A COMPLETE AND CORRECT STATEMENT OF BUSINESS AND AFFAIRS OF SAID UTILITY FOR THE PERIOD COVERED BY THIS REPORT IN RESPECT TO EACH AND EVERY MATTER AND THING SET FORTH, TO THE BEST OF MY KNOWLEDGE, INFORMATION AND BELIEF.

Sworn Statement: IN ACCORDANCE WITH THE REQUIREMENTS OF TITLE 40, ARTICLE 8, SECTION 40-401, ARIZONA REVISED STATUTES, IT IS HEREIN REPORTED THAT THE GROSS OPERATING REVENUE OF SAID UTILITY DERIVED FROM ARIZONA INTRASTATE UTILITY OPERATIONS DURING THE CALENDAR YEAR WAS:

Arizona Intrastate Gross Operating Revenues Only (\$)

\$503,800

(The amount in the box above includes

\$33,478 in sales taxes billed or collected)

Jamaine Berry  
signature of owner/official

623-386-4096


telephone no.

SUBSCRIBED AND SWORN TO BEFORE ME A NOTARY PUBLIC  
IN AND FOR THE COUNTY

THIS 12<sup>th</sup> DAY OF Maricopa  
(month) and (year)

MY COMMISSION EXPIRES

4-16-23  
(date)



Jackie A. Ellis  
(signature of notary public)

**Verification and Sworn Statement (Residential Revenue)**

**Verification:**

State of Arizona I, the undersigned of the  
(state name)

County of (county name): Maricopa  
Name (owner or official) title: JAMAINE BERRY  
Company name: Clearwater Utilities Company, Inc.

DO SAY THAT THIS ANNUAL UTILITY PROPERTY TAX AND SALES TAX REPORT TO THE ARIZONA CORPORATION COMMISSION.

FOR THE YEAR ENDING: 12/31/21

HAS BEEN PREPARED UNDER MY DIRECTION, FROM THE ORIGINAL BOOKS, PAPERS AND RECORDS OF SAID UTILITY; THAT I HAVE CAREFULLY EXAMINED THE SAME, AND DECLARE THE SAME TO BE A COMPLETE AND CORRECT STATEMENT OF BUSINESS AND AFFAIRS OF SAID UTILITY FOR THE PERIOD COVERED BY THIS REPORT IN RESPECT TO EACH AND EVERY MATTER AND THING SET FORTH, TO THE BEST OF MY KNOWLEDGE, INFORMATION AND BELIEF.

**Sworn Statement:**

IN ACCORDANCE WITH THE REQUIREMENTS OF TITLE 40, ARTICLE 8, SECTION 40-401, ARIZONA REVISED STATUTES, IT IS HEREIN REPORTED THAT THE GROSS OPERATING REVENUE OF SAID UTILITY DERIVED FROM ARIZONA INTRASTATE UTILITY OPERATIONS RECEIVED FROM RESIDENTIAL CUSTOMERS DURING THE CALENDAR YEAR WAS:

Arizona Intrastate Gross Operating Revenues Only (\$)

\$503,800

(The amount in the box above includes

\$33,478 in sales taxes  
billed or collected)

*Jamaine Berry*  
signature of owner/official

623-386-4096  
telephone no.

SUBSCRIBED AND SWORN TO BEFORE ME A NOTARY PUBLIC  
IN AND FOR THE COUNTY

Maricopa  
(county name)

THIS

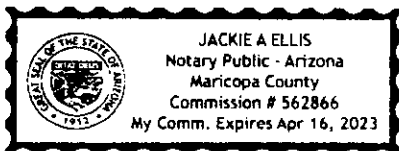
12<sup>th</sup>

DAY OF

4-22  
(month) and (year)

MY COMMISSION EXPIRES

4-16-23  
(date)



*Jackie A. Ellis*  
(signature of notary public)

Clearwater Utilities Company, Inc.  
Annual Report  
Full Gross-up Method for Income Tax Statement of Certification  
12/31/20

Full Gross-up Method for Income Tax Statement of Certification

Verification:

State of Arizona I, the undersigned of the  
(state name)

County of (county name): Maricopa  
Name (owner or official) title: Berry Utilities, Inc. by Jamaine Berry President  
Company name: Clearwater Utilities Company, Inc.

FOR THE YEAR ENDING: 12/31/20

Sworn Statement:

IN ACCORDANCE WITH THE REQUIREMENTS OF DECISION NO. 77084, BECAUSE THE UTILITY REQUIRES THE GROSS UP OF ADVANCES AND CONTRIBUTIONS, I HEREBY STATE THAT THE UTILITY HAS NOT INCURRED NOR IS EXPECTED TO INCUR A NET INCREASE IN CURRENT INCOME TAX EXPENSE OR A DECREASE IN DEFERRED TAX ASSET FOR A CARRY FORWARD ACCORDING TO GAAP IN AN AMOUNT EQUAL TO OR GREATER THAN THE AMOUNT OF THE REQUIRED GROSS UP PAID BY DEVELOPERS IN THE PERIOD COVERED BY THIS ANNUAL REPORT.

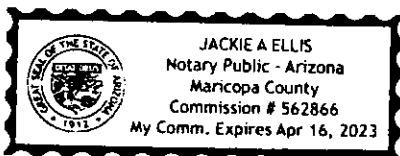
Jamaine Berry  
signature of owner/official

623-386-4896  
telephone no.

SUBSCRIBED AND SWORN TO BEFORE ME A NOTARY PUBLIC  
IN AND FOR THE COUNTY

THIS 12<sup>th</sup> DAY OF Maricopa  
4-22  
(month) and (year)

MY COMMISSION EXPIRES 4-16-23  
(date)



Jackie A. Ellis  
(signature of notary public)