

ANNUAL REPORT

Of

Company Name: Clearwater Utilities Company, Inc.
20441 W. Cheyenne Rd.

Mailing Address: Buckeye AZ
85326

RECEIVED BY EMAIL
4/13/2023 1:38 PM
ARIZONA CORPORATION COMMISSION
UTILITIES DIVISION

Docket No.: W-01752A
For the Year Ended: 12/31/22

WATER UTILITY

To

Arizona Corporation Commission

Due on April 15th

Email: Util-Compliance@azcc.gov, mail or deliver the completed Annual Report to:
Arizona Corporation Commission
Compliance Section - Utilities Division
1200 West Washington Street
Phoenix, Arizona 85007

Application Type: Original Filing
Application Date: 4/14/2023

ARIZONA CORPORATION COMMISSION
WATER UTILITY ANNUAL REPORT
Clearwater Utilities Company, Inc.
A Class Utility

For the Calendar Year Ended:

Primary Address:
City: State: Zip Code:

Telephone Number:

Date of Original Organization of Utility:

Person to whom correspondence should be addressed concerning this report:

Name:
Telephone No. :
Address:
City: State: Zip Code:
Email:

Name:
Telephone No. :
Address:
City: State: Zip Code:
Email:

Name:
Telephone No. :
Address:
City: State: Zip Code:
Email:

Name:
Telephone No. :
Address:
City: State: Zip Code:
Email:

Name:
Telephone No. :
Address:
City: State: Zip Code:
Email:

Ownership:

Counties Served:

Important changes during the year

No	For those companies not subject to the affiliated interest rules, has there been a change in ownership or direct control during the year?
	If yes, please provide specific details in the box below.
	NA

	Has the company been notified by any other regulatory authorities during the year, that they are out of compliance?
	If yes, please provide specific details in the box below.
	NA

Utility Plant in Service (Water)							
Account No.	Description	Beginning Year Original Cost	Current Year Additions	Current Year Retirements	Adjusted Original Cost	Accumulated Depreciation	OCLD (OC less AD)
301	Organization				\$0		\$0
302	Franchises				0		0
303	Land and Land Rights				0		0
304	Structures and Improvements				0		0
305	Collecting & Improving Reservoirs				0		0
306	Lake, River, Canal Intakes				0		0
307	Wells and Springs				0		0
308	Infiltration Galleries				0		0
309	Supply Mains				0		0
310	Power Generation Equipment				0		0
311	Pumping Equipment				0		0
320	Water Treatment Equipment				0		0
320.1	Water Treatment Plants				0		0
320.2	Solution Chemical Feeders				0		0
320.3	Point-of-Use Treatment Devices				0		0
330	Distribution Reservoirs and Standpipes				0		0
330.1	Storage Tanks				0		0
330.2	Pressure Tanks				0		0
331	Transmission and Distribution Mains				0		0
333	Services				0		0
334	Meters and Meter Installations				0		0
335	Hydrants				0		0
336	Backflow Prevention Devices				0		0
339	Other Plant and Misc. Equipment				0		0
340	Office Furniture and Equipment				0		0
340.1	Computer & Software				0		0
341	Transportation Equipment				0		0
342	Stores Equipment				0		0
343	Tools, Shop and Garage Equipment				0		0
344	Laboratory Equipment				0		0
345	Power Operated Equipment				0		0
346	Communication Equipment				0		0
347	Miscellaneous Equipment				0		0
348	Other Tangible Plant				0		0
	Totals	\$0	\$0	\$0	\$0	\$0	\$0

Depreciation Expense for the Current Year (Water)									
Account No.	Description	Beginning Year Original Cost	Current Year Additions	Current Year Retirements	Adjusted Original Cost	Fully Depreciated/Non-depreciable Plant	Depreciable Plant	Depreciation Percentages	Depreciation Expense
301	Organization	\$0	\$0	\$0	\$0		\$0		\$0
302	Franchises	0	0	0	0		0		0
303	Land and Land Rights	0	0	0	0		0		0
304	Structures and Improvements	0	0	0	0		0		0
305	Collecting & Improving Reservoirs	0	0	0	0		0		0
306	Lake, River, Canal Intakes	0	0	0	0		0		0
307	Wells and Springs	0	0	0	0		0		0
308	Infiltration Galleries	0	0	0	0		0		0
309	Supply Mains	0	0	0	0		0		0
310	Power Generation Equipment	0	0	0	0		0		0
311	Pumping Equipment	0	0	0	0		0		0
320	Water Treatment Equipment	0	0	0	0		0		0
320.1	Water Treatment Plants	0	0	0	0		0		0
320.2	Solution Chemical Feeders	0	0	0	0		0		0
320.3	Point-of-Use Treatment Devices	0	0	0	0		0		0
330	Distribution Reservoirs and Standpipes	0	0	0	0		0		0
330.1	Storage Tanks	0	0	0	0		0		0
330.2	Pressure Tanks	0	0	0	0		0		0
331	Transmission and Distribution Mains	0	0	0	0		0		0
333	Services	0	0	0	0		0		0
334	Meters and Meter Installations	0	0	0	0		0		0
335	Hydrants	0	0	0	0		0		0
336	Backflow Prevention Devices	0	0	0	0		0		0
339	Other Plant and Misc. Equipment	0	0	0	0		0		0
340	Office Furniture and Equipment	0	0	0	0		0		0
340.1	Computer & Software	0	0	0	0		0		0
341	Transportation Equipment	0	0	0	0		0		0
342	Stores Equipment	0	0	0	0		0		0
343	Tools, Shop and Garage Equipment	0	0	0	0		0		0
344	Laboratory Equipment	0	0	0	0		0		0
345	Power Operated Equipment	0	0	0	0		0		0
346	Communication Equipment	0	0	0	0		0		0
347	Miscellaneous Equipment	0	0	0	0		0		0
348	Other Tangible Plant	0	0	0	0		0		0
	Subtotal	\$0	\$0	\$0	\$0	\$0	\$0		\$0

Contribution(s) in Aid of Construction (Gross)
Less: Non Amortizable Contribution(s)
Fully Amortized Contribution(s)
Amortizable Contribution(s)
Times: Proposed Amortization Rate
Amortization of CIAC

\$0

Less: Amortization of CIAC

DEPRECIATION EXPENSE

Clearwater Utilities Company, Inc.
 Annual Report
 Balance Sheet Assets
 12/31/22

Balance Sheet Assets				
	Assets		Balance at Beginning of Year (2022)	Balance at End of Year (2022)
Account No.	Current and Accrued Assets			
131	Cash			
134	Working Funds			
135	Temporary Cash Investments			
141	Customer Accounts Receivable			
146	Notes Receivable from Associated Companies			
151	Plant Material and Supplies			
162	Prepayments			
174	Miscellaneous Current and Accrued Assets			
	Total Current and Accrued Assets		\$0	\$0
Account No.	Fixed Assets			
101	Utility Plant in Service*		\$0	\$0
103	Property Held for Future Use			
105	Construction Work in Progress			
108	Accumulated Depreciation (enter as negative)*			0
121	Non-Utility Property			
122	Accumulated Depreciation - Non Utility			
	Total Fixed Assets		\$0	\$0
	Total Assets		\$0	\$0

*Note these items feed automatically from AR3 UPIS Page 4

Clearwater Utilities Company, Inc.
Annual Report
Balance Sheet Liabilities and Owners Equity

Balance Sheet Liabilities and Owners Equity				
	Liabilities		Balance at Beginning of Year (2022)	Balance at End of Year (2022)
Account No.	Current Liabilities			
231	Accounts Payable			
232	Notes Payable (Current Portion)			
234	Notes Payable to Associated Companies			
235	Customer Deposits			
236	Accrued Taxes			
237	Accrued Interest			
242	Miscellaneous Current and Accrued Liabilities			
	Total Current Liabilities		\$0	\$0
	Long Term Debt			
224	Long Term Debt (Notes and Bonds)			
	Deferred Credits			
251	Unamortized Premium on Debt			
252	Advances in Aid of Construction			
255	Accumulated Deferred Investment Tax Credits			
271	Contributions in Aid of Construction			
272	Less: Amortization of Contributions			
281	Accumulated Deferred Income Tax			
	Total Deferred Credits		\$0	\$0
	Total Liabilites		\$0	\$0
	Capital Accounts			
201	Common Stock Issued			
211	Other Paid-In Capital			
215	Retained Earnings			
218	Proprietary Capital (Sole Props and Partnerships)			
	Total Capital		\$0	\$0
	Total Liabilities and Capital		\$0	\$0

Note: Total liabilities and Capital must match total assets for the beginning and end of the year!

Clearwater Utilities Company, Inc.
Annual Report
Water Comparative Income Statement
12/31/22

Water Comparative Income Statement			
Account No.	Calendar Year	Current Year 01/01/2022 - 12/31/2022	Last Year 01/01/2021 - 12/31/2021
	Operating Revenue		
461	Metered Water Revenue		
460	Unmetered Water Revenue		
462	Fire Protection Revenue		
469	Guaranteed Revenues (Surcharges)		
471	Miscellaneous Service Revenues		
474	Other Water Revenue		
	Total Revenues	\$0	\$0
	Operating Expenses		
601	Salaries and Wages		
604	Employee Pensions and Benefits		
610	Purchased Water		
615	Purchased Power		
618	Chemicals		
620	Materials and Supplies		
620.1	Repairs and Maintenance		
620.2	Office Supplies and Expense		
630	Contractual Services		
631	Contractual Services - Engineering		
632	Contractual Services - Accounting		
633	Contractual Services - Legal		
634	Contractual Services - Management Fees		
635	Contractual Services - Water Testing		
636	Contractual Services - Other		
640	Rents		
641	Rental of Building/Real Property		
642	Rental of Equipment		
650	Transportation Expenses		
657	Insurance - General Liability		
657.1	Insurance - Health and Life		
665	Regulatory Commission Expense - Rate		
670	Bad Debt Expense		
675	Miscellaneous Expense		
403	Depreciation Expense (From Schedule AR4)		
408	Taxes Other Than Income		
408.11	Property Taxes		
409	Income Taxes		
427.1	Customer Security Deposit Interest		
	Total Operating Expenses	\$0	\$0
	Operating Income / (Loss)	\$0	\$0
	Other Income / (Expense)		
419	Interest and Dividend Income		
421	Non-Utility Income		
426	Miscellaneous Non-Utility (Expense)		
427	Interest (Expense)		
	Total Other Income / (Expense)	\$0	\$0
	Net Income / (Loss)	\$0	\$0

Clearwater Utilities Company, Inc.
 Annual Report
 Full time equivalent employees
 12/31/22

Full time equivalent employees

	Direct Company	Allocated	Outside service	Total
President	1.0	NA	NA	1.0
Vice-president	NA	NA	NA	0.0
Manager	1.0	NA	NA	1.0
Engineering Staff	NA	NA	NA	0.0
System Operator(s)	1.0	NA	NA	1.0
Meter reader	1.0	NA	NA	1.0
Customer Service	1.0	NA	NA	1.0
Accounting	NA	NA	1.0	1.0
Business Office	1.0	NA	NA	1.0
Rates Department	0.0	NA	NA	0.0
Administrative Staff	0.0	NA	NA	0.0
Other	0.0	NA	NA	0.0
Total	6.0	0.0	1.0	7.0

Supplemental Financial Data (Long-Term Debt)				
	Loan #1	Loan #2	Loan #3	Loan #4
Date Issued				
Source of Loan				
ACC Decision No.				
Reason for Loan				
Dollar Amt. Issued				
Amount Outstanding				
Date of Maturity				
Interest Rate				
Current Year Interest				
Current Year Principal				

Meter Deposit Balance at Test Year End:

Meter Deposits Refunded During the Test Year:

List all bonds, notes, loans, and other types of indebtedness in which the proceeds were used in the provision of public utility service. Indebtedness incurred for personal uses by the owner of the utility should not be listed. Input 0 or none if there is nothing to report for that cell.

Well and Water Usage

Name of the System: CLEARWATER UTILITIES CO. INC.											
ADEQ Public Water System Number			AZ0407019								
ADWR PCC Number:			91-000188.0000								
Well registry 55# (55-XXXXXX):	Pump Horsepower	Pump Yield (gpm)	Casing Depth (feet)	Casing Diameter (inches)	Pump Motor Type **	Year Drilled	Water level 2012	Water level 2022	Meter Size (inches)	How measured:	Active
55-611624	10	374	370	8	SUBMERSIBLE	1971	0	23	4	METERED	Yes
55-611625	10	167	400	10	SUBMERSIBLE	1961	0	20	4	METERED	Yes
55-525227	10	140	0	8	SUBMERSIBLE	1970	0	20	4	METERED	Yes
55-512731	0	0	0	300	NA	1985	0	0	0	N/A	No
0	0	0	0	0	NA	0	0	0	0	N/A	N/A
0	0	0	0	0	NA	0	0	0	0	N/A	N/A
0	0	0	0	0	NA	0	0	0	0	N/A	N/A
0	0	0	0	0	NA	0	0	0	0	N/A	N/A
0	0	0	0	0	NA	0	0	0	0	N/A	N/A
0	0	0	0	0	NA	0	0	0	0	N/A	N/A
0	0	0	0	0	NA	0	0	0	0	N/A	N/A
0	0	0	0	0	NA	0	0	0	0	N/A	N/A
0	0	0	0	0	NA	0	0	0	0	N/A	N/A
0	0	0	0	0	NA	0	0	0	0	N/A	N/A
0	0	0	0	0	NA	0	0	0	0	N/A	N/A
0	0	0	0	0	NA	0	0	0	0	N/A	N/A
0	0	0	0	0	NA	0	0	0	0	N/A	N/A
0	0	0	0	0	NA	0	0	0	0	N/A	N/A

Name of system water delivered to:	CLEARWATER UTILITIES CO. INC.
ADWR PCC Number:	91-000188.0000
Source of water delivered to another system	NA

Name of system water received from:	CLEARWATER UTILITIES CO. INC.
ADWR PCC Number:	91-000188.0000
Source of water received	NA
Well registry 55# (55-XXXXXX):	0

Month	Water withdrawn (gallons) ¹	Water sold (gallons) ²	Water delivered (sold) to other systems (gallons) ³	Water received (purchased) from other systems (gallons) ⁴	Estimated authorized use (gallons) ⁵	Purchased Power Expense ⁶	Purchased Power (kWh) ⁷
January	8,816,000.00	7,807,000.00	0.00	0.00	25,000.00	\$2,405	20,603
February	9,923,000.00	8,495,000.00	0.00	0.00	75,000.00	2,283	20,366
March	13,126,000.00	11,547,000.00	0.00	0.00	205,000.00	2,676	22,193
April	14,805,000.00	14,769,860.00	0.00	0.00	15,000.00	3,622	31,436
May	16,986,000.00	15,703,570.00	0.00	0.00	200,000.00	3,938	35,763
June	21,046,000.00	20,349,330.00	0.00	0.00	200,000.00	4,540	41,998
July	19,695,000.00	17,514,220.00	0.00	0.00	840,000.00	5,249	49,281
August	16,770,000.00	15,921,280.00	0.00	0.00	195,000.00	4,270	39,025
September	16,067,000.00	14,768,160.00	0.00	0.00	66,000.00	4,271	39,626
October	11,750,000.00	12,262,900.00	0.00	0.00	15,000.00	3,662	33,042
November	12,264,000.00	12,143,890.00	0.00	0.00	15,000.00	4,074	35,132
December	7,870,000.00	7,821,720.00	0.00	0.00	33,000.00	3,875	33,695
Totals	169,118,000.00	159,103,930.00	0.00	0.00	1,884,000.00	\$44,865	402,160

If applicable, in the space below please provide a description for all un-metered water use along with amounts:
 FIRE USAGE AND WATER BREAKS

¹ Water withdrawn - Total gallons of water withdrawn from pumped sources.
² Water sold - Total gallons from customer meters, and other sales such as construction water.
³ Water delivered (sold) to other systems - Total gallons of water delivered to other systems.
⁴ Water received (purchased) from other systems - Total gallons of water purchased/received from other systems.
⁵ Estimated authorized use - Total estimated gallons from authorized metered or unmetered use. Authorized uses such as flushing (mains, services and hydrants) draining/cleaning tanks, process, construction fire fighting, etc. Non-authorized use (real losses) are service line breaks and leaks, water main breaks, meter inaccuracies and theft.
⁶ Enter the total purchased power costs for the power meters associated with this system.
⁷ Enter the total purchased kWh used by the power meters associated with this system.

Water Utility Plant Description			
Name of the System:	CLEARWATER UTILITIES CO. INC.		
ADEQ Public Water System Number:	AZ0407019		
ADWR PCC Number:	91-000188.0000		

MAINS		
Sizes (inches)	Material	Length (feet)
6.00	AC/PVC	125,400
8.00	AC/PVC	35,112
6.00	AC/PVC	15,840
8.00	AC/PVC	132,000
0.00	Unknown	0
0.00	Unknown	0
0.00	Unknown	0
0.00	Unknown	0
0.00	Unknown	0
0.00	Unknown	0
0.00	Unknown	0
0.00	Unknown	0
0.00	Unknown	0
0.00	Unknown	0
0.00	Unknown	0
0.00	Unknown	0
0.00	Unknown	0
0.00	Unknown	0

CUSTOMER METERS			
Size (inches)	Quantity	Percent over 1,000,000 gallons	Percent over 10 years old
4	3	30%	0%
3	2	30%	0%
2	2	0%	0%
1	1,028	0%	5%
NA	0	0%	0%
NA	0	0%	0%
NA	0	0%	0%
NA	0	0%	0%
NA	0	0%	0%
NA	0	0%	0%
NA	0	0%	0%
NA	0	0%	0%
NA	0	0%	0%
NA	0	0%	0%
NA	0	0%	0%
NA	0	0%	0%
NA	0	0%	0%
NA	0	0%	0%
NA	0	0%	0%
NA	0	0%	0%
NA	0	0%	0%
NA	0	0%	0%
NA	0	0%	0%

SERVICE LINES			
Material	Percent of system	Year installed	
Black poly	50%	1972	
Copper	50%	1990	
NA	0%	0	
NA	0%	0	
NA	0%	0	

BOOSTER PUMPS			
Horsepower	GPM	Quantity	
30	550	3	
25	400	2	
15	275	2	
NA	0	0	

FIRE HYDRANTS	
Type	Quantity
Standard *	24
Other	0

STORAGE TANKS				
Capacity (gallons)	Material	Quantity	Year installed	
250K	STEEL	1	1971	
250K	STEEL	1	2003	
100K	STEEL	2	1971	
100K	STEEL	1	2000	
NA	NA	0	0	
NA	NA	0	0	

PRESSURE/BLADDER TANKS				
Capacity (gallons)	Material	Quantity	Year installed	
5K	STEEL	1	1963	
10K	STEEL	3	1971	
5K	STEEL	1	1999	
NA	NA	0	0	
NA	NA	0	0	
NA	NA	0	0	

* A standard fire hydrant has two 2.5 inch hose connection nozzles with 7.5 threads per inch, and one 4.5 inch pumper connection nozzle with 4 threads per inch.

Water Utility Plant Description (Continued)
--

For the following three items, list the utility owned assets in each category for each system.

TREATMENT EQUIPMENT:	NA
-----------------------------	----

STRUCTURES:	METER SHOP AND OFFICE BUILDING
--------------------	--------------------------------

OTHER:	2000 FT OF FENCE WITH RAZOR RIBBON
---------------	------------------------------------

Provide a calculation used to determine the value of one water equivalent residential connection (ERC).

Use one of the following methods:

- (a) If actual flow data are available from the preceding 12 months, divide the total annual single family residence (SFR) gallons sold by the average number of single family residence customers for the same period and divide the result by 365
- (b) If no historical flow data are available, use:
 $ERC = (\text{Total SFR gallons sold (Omit 000)} / 365 \text{ days} / 350 \text{ gallons per day})$

ERC	152
Method used:	(a)

Customer and Other Information	
Name of the System:	CLEARWATER UTILITIES CO. INC.
ADEQ Public Water System Number:	AZ0407019
ADWR PCC Number:	91-000188.0000

Month	Number of Customers				
	Single-Family	Multi-Family	Commercial	Turf/Irrigation	Other Non-Residential
January	1,008	0	4	0	0
February	1,012	0	4	0	0
March	1,016	0	4	0	0
April	1,016	0	4	0	0
May	1,022	0	4	0	0
June	1,006	0	4	0	0
July	1,022	0	4	0	0
August	1,018	0	4	0	0
September	1,018	0	4	0	0
October	1,022	0	4	0	0
November	1,022	0	4	0	0
December	1,030	0	4	0	0

If the system has fire hydrants, what is the fire flow requirements? GPM for hrs.

Does the system have chlorination treatment?

Does the Company have an ADWR Gallons Per Capita Per Day (GPCPD) requirement?

If yes, provide the GPCPD amount:

Is the Water Utility located in an ADWR Active Management Area (AMA)?
 If yes, which AMA?

What is the present system connection capacity (in ERCs *) using existing lines?

What is the future system connection capacity (in ERCs *) upon service area buildout?

Describe any plans and estimated completion dates for any enlargements or improvements of this system.

NA

* an ERC is based on the calculation on the bottom of AR9 page 12.

Clearwater Utilities Company, Inc.
Annual Report
 Utility Shutoffs / Disconnects
 12/31/22

Utility Shutoffs / Disconnects	
Name of the System:	CLEARWATER UTILITIES CO. INC.
ADEQ Public Water System Number:	AZ0407019
ADWR PCC Number:	91-000188.0000

Month	Termination without Notice R14-2-410.B	Termination with Notice R14-2-410.C	Other
January	0	38	0
February	2	30	0
March	1	27	0
April	1	39	0
May	0	31	0
June	1	23	0
July	1	39	0
August	0	33	0
September	1	31	0
October	0	21	0
November	2	38	0
December	0	33	0
Total	9	383	0

Other (description):

NA

Instructions: Fill out the Grey Cells with the relevent information. Input 0 or none if there is nothing recorded in that account or there is no applicable information to report.

Property Taxes	
-----------------------	--

Amount of actual property taxes paid during Calendar Year 2022 was	
--	--

\$31,133

If no property taxes paid, explain why.

NA

Instructions: Fill out the Grey Cells with the relevant information. Input 0 or none if there is nothing recorded in that account or there is no applicable information to report.

Verification and Sworn Statement (Taxes)

Verification: State of Arizona, the undersigned of the
(state name)

County of (county name): Maricopa
Name (owner or official) title: JAMAINE BERRY
Company name: Clearwater Utilities Company, Inc.

DO SAY THAT THIS ANNUAL UTILITY PROPERTY TAX AND SALES TAX REPORT TO THE ARIZONA CORPORATION COMMISSION.

FOR THE YEAR ENDING: 12/31/22

HAS BEEN PREPARED UNDER MY DIRECTION, FROM THE ORIGINAL BOOKS, PAPERS AND RECORDS OF SAID UTILITY; THAT I HAVE CAREFULLY EXAMINED THE SAME, AND DECLARE THE SAME TO BE A COMPLETE AND CORRECT STATEMENT OF BUSINESS AND AFFAIRS OF SAID UTILITY FOR THE PERIOD COVERED BY THIS REPORT IN RESPECT TO EACH AND EVERY MATTER AND THING SET FORTH, TO THE BEST OF MY KNOWLEDGE, INFORMATION AND BELIEF.

Sworn Statement: I HEREBY ATTEST THAT ALL PROPERTY TAXES FOR SAID COMPANY ARE CURRENT AND PAID IN FULL.

I HEREBY ATTEST THAT ALL SALES TAXES FOR SAID COMPANY ARE CURRENT AND PAID IN FULL.

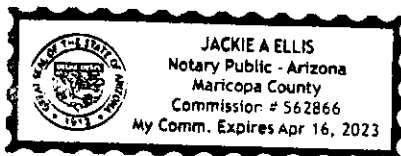
Jamaine Berry
signature of owner/official

623-386-4096
telephone no.

SUBSCRIBED AND SWORN TO BEFORE ME A NOTARY PUBLIC
IN AND FOR THE COUNTY

THIS 12th DAY OF Maricopa
(county name) 4-2023
(month) and (year)

MY COMMISSION EXPIRES 4-16-23
(date)



Jackie A. Ellis
(signature of notary public)

Verification and Sworn Statement

Verification:

State of Arizona I, the undersigned of the
(state name)
County of (county name): Maricopa
Name (owner or official) title: JAMAINE BERRY
Company name: Clearwater Utilities Company, Inc.

DO SAY THAT THIS ANNUAL UTILITY PROPERTY TAX AND SALES TAX REPORT TO THE ARIZONA CORPORATION COMMISSION.

FOR THE YEAR ENDING: 12/31/22

HAS BEEN PREPARED UNDER MY DIRECTION, FROM THE ORIGINAL BOOKS, PAPERS AND RECORDS OF SAID UTILITY; THAT I HAVE CAREFULLY EXAMINED THE SAME, AND DECLARE THE SAME TO BE A COMPLETE AND CORRECT STATEMENT OF BUSINESS AND AFFAIRS OF SAID UTILITY FOR THE PERIOD COVERED BY THIS REPORT IN RESPECT TO EACH AND EVERY MATTER AND THING SET FORTH, TO THE BEST OF MY KNOWLEDGE, INFORMATION AND BELIEF.

Sworn Statement: IN ACCORDANCE WITH THE REQUIREMENTS OF TITLE 40, ARTICLE 8, SECTION 40-401, ARIZONA REVISED STATUTES, IT IS HEREIN REPORTED THAT THE GROSS OPERATING REVENUE OF SAID UTILITY DERIVED FROM ARIZONA INTRASTATE UTILITY OPERATIONS DURING THE CALENDAR YEAR WAS:

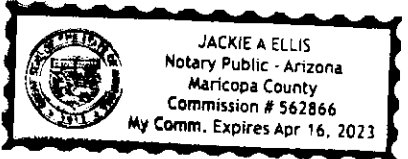
Arizona Intrastate Gross Operating Revenues Only (\$)
\$544,206
(The amount in the box above includes
\$22,192 in sales taxes
billed or collected)

Jamaine Berry
signature of owner/official

623-386-4096
telephone no.

SUBSCRIBED AND SWORN TO BEFORE ME A NOTARY PUBLIC
IN AND FOR THE COUNTY Maricopa
THIS 12th DAY OF 4-23
(month) and (year)

MY COMMISSION EXPIRES 4-16-23
(date)



Jackie A. Ellis
(signature of notary public)

Verification and Sworn Statement (Residential Revenue)

Verification:

State of Arizona I, the undersigned of the
(state name)

County of (county name): Maricopa
Name (owner or official) title: JAMAINE BERRY
Company name: Clearwater Utilities Company, Inc.

DO SAY THAT THIS ANNUAL UTILITY PROPERTY TAX AND SALES TAX REPORT TO THE ARIZONA CORPORATION COMMISSION.

FOR THE YEAR ENDING: 12/31/22

HAS BEEN PREPARED UNDER MY DIRECTION, FROM THE ORIGINAL BOOKS, PAPERS AND RECORDS OF SAID UTILITY; THAT I HAVE CAREFULLY EXAMINED THE SAME, AND DECLARE THE SAME TO BE A COMPLETE AND CORRECT STATEMENT OF BUSINESS AND AFFAIRS OF SAID UTILITY FOR THE PERIOD COVERED BY THIS REPORT IN RESPECT TO EACH AND EVERY MATTER AND THING SET FORTH, TO THE BEST OF MY KNOWLEDGE, INFORMATION AND BELIEF.

Sworn Statement:

IN ACCORDANCE WITH THE REQUIREMENTS OF TITLE 40, ARTICLE 8, SECTION 40-401, ARIZONA REVISED STATUTES, IT IS HEREIN REPORTED THAT THE GROSS OPERATING REVENUE OF SAID UTILITY DERIVED FROM ARIZONA INTRASTATE UTILITY OPERATIONS RECEIVED FROM RESIDENTIAL CUSTOMERS DURING THE CALENDAR YEAR WAS:

Arizona Intrastate Gross Operating Revenues Only (\$)

\$544,206

(The amount in the box above includes

\$22,192 in sales taxes
billed or collected)

Jamaine Berry
signature of owner/official

623-386-4096
telephone no.

SUBSCRIBED AND SWORN TO BEFORE ME A NOTARY PUBLIC
IN AND FOR THE COUNTY

Maricopa
(county name)

THIS


12th

DAY OF

4-23
(month) and (year)

MY COMMISSION EXPIRES

4-16-23
(date)



Jackie A. Ellis
(signature of notary public)

Clearwater Utilities Company, Inc.
Annual Report
for Income Tax Statement of Certification
12/31/22

RECEIVED BY EMAIL
4/13/2023 1:38 PM
ARIZONA CORPORATION COMMISSION
UTILITIES DIVISION

for Income Tax Statement of Certification

Verification:

State of Arizona I, the undersigned of the
(state name)

County of (county name): Maricopa
Name (owner or official) title: JAMAINE BERRY
Company name: Clearwater Utilities Company, Inc.

FOR THE YEAR ENDING: 12/31/22

Sworn Statement:

IN ACCORDANCE WITH THE REQUIREMENTS OF DECISION NO. 77084, BECAUSE THE UTILITY REQUIRES THE GROSS UP OF ADVANCES AND CONTRIBUTIONS, I HEREBY STATE THAT THE UTILITY A NET INCREASE IN CURRENT INCOME TAX EXPENSE OR A DECREASE IN DEFERRED TAX ASSET FOR A CARRY FORWARD ACCORDING TO GAAP IN AN AMOUNT EQUAL TO OR GREATER THAN THE AMOUNT OF THE REQUIRED GROSS UP PAID BY DEVELOPERS IN THE PERIOD COVERED BY THIS ANNUAL REPORT.


Jamaine Berry
signature of owner/official

623-386-4096
telephone no.

SUBSCRIBED AND SWORN TO BEFORE ME A NOTARY PUBLIC
IN AND FOR THE COUNTY Maricopa
(county name)

THIS 12th DAY OF 4-23
(month) and (year)

MY COMMISSION EXPIRES 4-16-23
(date)



Jackie A. Ellis
(signature of notary public)