

ANNUAL REPORT

Of

Company Name: Clearwater Utilities Company, Inc.
20441 W. Cheyenne Rd.

Mailing Address: Buckeye AZ
85326

Docket No.: W-01752A
For the Year Ended: 12/31/19

WATER UTILITY

To

Arizona Corporation Commission

Due on April 15th

Email: rdelafuente@azcc.gov, mail or deliver the completed Annual Report to:

Arizona Corporation Commission
Compliance Section - Utilities Division
1200 West Washington Street
Phoenix, Arizona 85007

Application Type: Original Filing
Application Date: 6/2/2020

RECEIVED
UTILITIES DIVISION
2020 JUN -4 A 11:41
ARIZONA CORPORATION
COMMISSION

ARIZONA CORPORATION COMMISSION
WATER UTILITY ANNUAL REPORT
Clearwater Utilities Company, Inc.
A Class ☒ Utility

For the Calendar Year Ended: 12/31/19

Primary Address:

20441 W. Cheyenne Rd.			
City:	Buckeye	State:	Arizona
Zip Code:	85326		

Telephone Number:

623-386-4096

Date of Original Organization of Utility:

12/11/1970

Person to whom correspondence should be addressed concerning this report:

Name:

Jamaine Berry

Telephone No. :

623-386-4096

Address:

20441 W. Cheyenne Rd.			
City:	Buckeye	State:	Arizona
Zip Code:	85326		

Email:

clwater1@aol.com
--

Name:

Jackie Ellis

Telephone No. :

623-386-4096

Address:

20441 W. Cheyenne Rd			
City:	Buckeye	State:	Arizona
Zip Code:	85326		

Email:

clwater1@aol.com
--

Name:

NA

Telephone No. :

--

Address:

NA			
City:		State:	Arizona
Zip Code:			

Email:

--

Name:

NA

Telephone No. :

--

Address:

NA			
City:		State:	Arizona
Zip Code:			

Email:

--

Name:

NA

Telephone No. :

--

Address:

NA			
City:		State:	Arizona
Zip Code:			

Email:

--

Ownership:

"S" Corporation

Counties Served:

Maricopa

ARIZONA CORPORATION COMMISSION
WATER UTILITY ANNUAL REPORT
Clearwater Utilities Company, Inc.

Important changes during the year
--

	For those companies not subject to the affiliated interest rules, has there been a change in ownership or direct control during the year?
--	---

	If yes, please provide specific details in the box below.
--	---

	Change in ownership April 29, 2019 (Date of close of stock purchase)
--	--

	Has the company been notified by any other regulatory authorities during the year, that they are out of compliance?
--	---

	If yes, please provide specific details in the box below.
--	---

	NO
--	----

ARIZONA CORPORATION COMMISSION
WATER UTILITY ANNUAL REPORT
Clearwater Utilities Company, Inc.

Important changes during the year
--

	For those companies not subject to the affiliated interest rules, has there been a change in ownership or direct control during the year?
--	---

	If yes, please provide specific details in the box below.
--	---

	Change in ownership April 29, 2019 (Date of close of stock purchase)
--	--

	Has the company been notified by any other regulatory authorities during the year, that they are out of compliance?
--	---

	If yes, please provide specific details in the box below.
--	---

	NO
--	----

Clearwater Utilities Company, Inc.
Annual Report
Utility Plant in Service (Water)
12/31/19

Utility Plant in Service (Water)							
Account No.	Description	Beginning Year Original Cost	Current Year Additions	Current Year Retirements	Adjusted Original Cost	Accumulated Depreciation	OCLD (OC less AD)
301	Organization	\$0	\$0	\$0	\$0	\$0	\$0
302	Franchises	0	0	0	0	0	0
303	Land and Land Rights	2,814	1,000	0	3,814	0	3,814
304	Structures and Improvements	59,057	0	0	59,057	24,373	34,684
305	Collecting & Improving Reservoirs	0	0	0	0	0	0
306	Lake, River, Canal Intakes	0	0	0	0	0	0
307	Wells and Springs	45,047	0	0	45,047	29,934	15,113
308	Infiltration Galleries	0	0	0	0	0	0
309	Supply Mains	0	0	0	0	0	0
310	Power Generation Equipment	0	0	0	0	0	0
311	Pumping Equipment	94,365	0	0	94,365	68,623	25,742
320	Water Treatment Equipment	0	0	0	0	0	0
320.1	Water Treatment Plants	0	0	0	0	0	0
320.2	Solution Chemical Feeders	0	0	0	0	0	0
320.3	Point-of-Use Treatment Devices	0	0	0	0	0	0
330	Distribution Reservoirs and Standpipes	0	0	0	0	0	0
330.1	Storage Tanks	327,418	0	0	327,418	139,720	187,698
330.2	Pressure Tanks	0	0	0	0	0	0
331	Transmission and Distribution Mains	68,282	13,600	0	81,882	13,412	68,470
333	Services	67,368	0	0	67,368	19,962	47,406
334	Meters and Meter Installations	387,197	68,068	136,513	318,752	113,082	205,670
335	Hydrants	5,124	0	0	5,124	960	4,164
336	Backflow Prevention Devices	0	0	0	0	0	0
339	Other Plant and Misc. Equipment	0	0	0	0	0	0
340	Office Furniture and Equipment	46,504	0	0	46,504	59,049	(12,545)
340.1	Computer & Software	12,820	0	0	12,820	10,771	2,049
341	Transportation Equipment	32,957	2,800	31,048	4,709	2,189	2,520
342	Stores Equipment	0	0	0	0	0	0
343	Tools, Shop and Garage Equipment	9,775	0	0	9,775	1,672	8,103
344	Laboratory Equipment	0	0	0	0	0	0
345	Power Operated Equipment	20,808	0	0	20,808	10,394	10,414
346	Communication Equipment	0	0	0	0	0	0
347	Miscellaneous Equipment	0	0	0	0	0	0
348	Other Tangible Plant	898	0	0	898	84	814
	Totals	\$1,180,434	\$85,468	\$167,561	\$1,098,341	\$494,225	\$604,116

Clearwater Utilities Company, Inc.
Annual Report
Depreciation Expense for the Current Year (Water)
12/31/19

Depreciation Expense for the Current Year (Water)									
Account No.	Description	Beginning Year Original Cost	Current Year Additions	Current Year Retirements	Adjusted Original Cost	Fully Depreciated/Non- depreciable Plant	Depreciable Plant	Depreciation Percentages	Depreciation Expense
301	Organization	\$0	\$0	\$0	\$0	\$0	\$0	0.00%	\$0
302	Franchises	0	0	0	0	0	0	0.00%	0
303	Land and Land Rights	2,814	1,000	0	3,814	0	3,814	0.00%	0
304	Structures and Improvements	59,057	0	0	59,057	10,691	48,366	3.33%	1,611
305	Collecting & Improving Reservoirs	0	0	0	0	0	0	2.50%	0
306	Lake, River, Canal Intakes	0	0	0	0	0	0	2.50%	0
307	Wells and Springs	45,047	0	0	45,047	0	45,047	3.33%	1,500
308	Infiltration Galleries	0	0	0	0	0	0	6.67%	0
309	Supply Mains	0	0	0	0	0	0	2.00%	0
310	Power Generation Equipment	0	0	0	0	0	0	5.00%	0
311	Pumping Equipment	94,365	0	0	94,365	71,496	22,869	12.50%	2,859
320	Water Treatment Equipment	0	0	0	0	0	0	0.00%	0
320.1	Water Treatment Plants	0	0	0	0	0	0	3.33%	0
320.2	Solution Chemical Feeders	0	0	0	0	0	0	20.00%	0
320.3	Point-of-Use Treatment Devices	0	0	0	0	0	0	10.00%	0
330	Distribution Reservoirs and Standpipes	0	0	0	0	0	0	2.22%	0
330.1	Storage Tanks	327,418	0	0	327,418	69,054	258,364	2.22%	5,736
330.2	Pressure Tanks	0	0	0	0	0	0	5.00%	0
331	Transmission and Distribution Mains	68,282	13,600	0	81,882	0	81,882	2.00%	1,502
333	Services	67,368	0	0	67,368	31,802	35,566	3.33%	1,184
334	Meters and Meter Installations	387,197	68,068	136,513	318,752	169,400	149,352	8.33%	15,292
335	Hydrants	5,124	0	0	5,124	5,124	0	2.00%	0
336	Backflow Prevention Devices	0	0	0	0	0	0	6.67%	0
339	Other Plant and Misc. Equipment	0	0	0	0	0	0	6.67%	0
340	Office Furniture and Equipment	46,504	0	0	46,504	37,331	9,173	6.67%	612
340.1	Computer & Software	12,820	0	0	12,820	12,500	320	20.00%	64
341	Transportation Equipment	32,957	2,800	31,048	4,709	17,435	(12,726)	20.00%	280
342	Stores Equipment	0	0	0	0	0	0	4.00%	0
343	Tools, Shop and Garage Equipment	9,775	0	0	9,775	8,050	1,725	5.00%	86
344	Laboratory Equipment	0	0	0	0	0	0	10.00%	0
345	Power Operated Equipment	20,808	0	0	20,808	0	20,808	5.00%	1,040
346	Communication Equipment	0	0	0	0	0	0	10.00%	0
347	Miscellaneous Equipment	0	0	0	0	0	0	10.00%	0
348	Other Tangible Plant	898	0	0	898	560	338	12.50%	42
	Subtotal	\$1,180,434	\$85,468	\$167,561	\$1,098,341	\$433,443	\$664,898	-	\$31,807

Contribution(s) in Aid of Construction (Gross)	\$53,000
Less: Non Amortizable Contribution(s)	36,083
Fully Amortized Contribution(s)	0
Amortizable Contribution(s)	\$16,917
Times: Proposed Amortization Rate	4.78%
Amortization of CIAC	\$809

Less: Amortization of CIAC \$809

DEPRECIATION EXPENSE **\$30,998**

Clearwater Utilities Company, Inc.
Annual Report
Balance Sheet Assets
12/31/19

Balance Sheet Assets				
	Assets		Balance at Beginning of Year (2019)	Balance at End of Year (2019)
Account No.	Current and Accrued Assets		0	0
131	Cash		\$113,563	\$145,023
134	Working Funds		0	0
135	Temporary Cash Investments		0	0
141	Customer Accounts Receivable		32,438	74,515
146	Notes Receivable from Associated Companies		0	27,554
151	Plant Material and Supplies		0	0
162	Prepayments		10,366	107,055
174	Miscellaneous Current and Accrued Assets		3,942	0
	Total Current and Accrued Assets		\$160,309	\$354,147
Account No.	Fixed Assets			
101	Utility Plant in Service*		\$1,180,434	\$1,098,339
103	Property Held for Future Use			
105	Construction Work in Progress			
108	Accumulated Depreciation (enter as negative)*		(629,979)	(494,225)
121	Non-Utility Property			
122	Accumulated Depreciation - Non Utility			
	Total Fixed Assets		\$550,455	\$604,114
	Total Assets		\$710,764	\$958,261

*Note these items feed automatically from AR3 UPIS Page 4

Clearwater Utilities Company, Inc.
Annual Report
Balance Sheet Liabilities and Owners Equity

Balance Sheet Liabilities and Owners Equity				
	Liabilities		Balance at Beginning of Year (2019)	Balance at End of Year (2019)
Account No.	Current Liabilities			
231	Accounts Payable		\$9,913	\$134,502
232	Notes Payable (Current Portion)		0	0
234	Notes Payable to Associated Companies		0	0
235	Customer Deposits		83,956	91,507
236	Accrued Taxes		0	14,634
237	Accrued Interest		0	0
242	Miscellaneous Current and Accrued Liabilities		1,377	1,363
	Total Current Liabilities		\$95,246	\$242,006
	Long Term Debt			
224	Long Term Debt (Notes and Bonds)		\$0	\$0
	Deferred Credits			
251	Unamortized Premium on Debt		\$0	\$0
252	Advances in Aid of Construction		93,327	103,913
255	Accumulated Deferred Investment Tax Credits		0	
271	Contributions in Aid of Construction		53,000	53,000
272	Less: Amortization of Contributions		(18,173)	(18,982)
281	Accumulated Deferred Income Tax		49,476	67,476
	Total Deferred Credits		\$177,630	\$205,407
	Total Liabilities		\$272,876	\$447,413
	Capital Accounts			
201	Common Stock Issued		\$15,000	\$15,000
211	Other Paid-In Capital		190,521	251,663
215	Retained Earnings		232,367	244,185
218	Proprietary Capital (Sole Props and Partnerships)			
	Total Capital		\$437,888	\$510,848
	Total Liabilities and Capital		\$710,764	\$958,261

Note: Total liabilities and Capital must match total assets for the beginning and end of the year!

Clearwater Utilities Company, Inc.
Annual Report
Water Comparative Income Statement
12/31/19

Water Comparative Income Statement			
Account No.	Calendar Year	Current Year 01/01/2019 - 12/31/2019	Last Year 01/01/2018 - 12/31/2018
	Operating Revenue		
461	Metered Water Revenue	\$532,157	\$467,656
460	Unmetered Water Revenue	0	0
462	Fire Protection Revenue	0	0
469	Guaranteed Revenues (Surcharges)	0	0
471	Miscellaneous Service Revenues	0	0
474	Other Water Revenue	121,992	107,620
	Total Revenues	\$654,149	\$575,276
	Operating Expenses		
601	Salaries and Wages	\$196,767	\$243,998
604	Employee Pensions and Benefits	4,500	0
610	Purchased Water	9,547	19,838
615	Purchased Power	36,584	39,706
618	Chemicals	0	0
620	Materials and Supplies	0	0
620.1	Repairs and Maintenance	37,410	13,731
620.2	Office Supplies and Expense	17,898	29,834
630	Contractual Services	0	0
631	Contractual Services - Engineering	0	0
632	Contractual Services - Accounting	9,000	8,369
633	Contractual Services - Legal	0	0
634	Contractual Services - Management Fees	0	0
635	Contractual Services - Water Testing	3,142	3,026
636	Contractual Services - Other	6,719	0
640	Rents	0	0
641	Rental of Building/Real Property	8,675	23,400
642	Rental of Equipment	3,400	0
650	Transportation Expenses	12,293	18,799
657	Insurance - General Liability	18,912	10,702
657.1	Insurance - Health and Life	15,898	19,420
665	Regulatory Commission Expense - Rate	3,341	1,227
670	Bad Debt Expense	(798)	(1,226)
675	Miscellaneous Expense	30,176	42,717
403	Depreciation Expense (From Schedule AR4)	30,998	40,929
408	Taxes Other Than Income	15,223	17,105
408.11	Property Taxes	28,774	25,525
409	Income Taxes	43,000	4,640
427.1	Customer Security Deposit Interest	0	0
	Total Operating Expenses	\$531,459	\$561,740
	Operating Income / (Loss)	\$122,690	\$13,536
	Other Income / (Expense)		
419	Interest and Dividend Income	\$33	\$0
421	Non-Utility Income	0	23
426	Miscellaneous Non-Utility (Expense)	0	0
427	Interest (Expense)	0	(129)
	Total Other Income / (Expense)	\$33	(\$106)
	Net Income / (Loss)	\$122,723	\$13,430

Clearwater Utilities Company, Inc.
Annual Report
Full time equivalent employees
12/31/19

Full time equivalent employees

	Direct Company	Allocated	Outside service	Total
President	1.0	0.0	0.0	1.0
Vice-president	0.0	0.0	0.0	0.0
Manager	1.0	0.0	0.0	1.0
Engineering Staff	0.0	0.0	0.0	0.0
System Operator(s)	0.0	0.0	0.0	0.0
Meter reader	1.0	0.0	0.0	1.0
Customer Service	1.0	0.0	0.0	1.0
Accounting	0.0	0.0	1.0	1.0
Business Office	0.0	0.0	0.0	0.0
Rates Department	0.0	0.0	0.0	0.0
Administrative Staff	0.0	0.0	0.0	0.0
Other	0.0	0.0	0.0	0.0
Total	4.0	0.0	1.0	5.0

Clearwater Utilities Company, Inc.
Annual Report
Supplemental Financial Data (Long-Term Debt)
12/31/19

Supplemental Financial Data (Long-Term Debt)				
	Loan #1	Loan #2	Loan #3	Loan #4
Date Issued	NA	NA	NA	NA
Source of Loan	NA	NA	NA	NA
ACC Decision No.	NA	NA	NA	NA
Reason for Loan	NA	NA	NA	NA
Dollar Amt. Issued	NA	NA	NA	NA
Amount Outstanding	NA	NA	NA	NA
Date of Maturity	NA	NA	NA	NA
Interest Rate	NA	NA	NA	NA
Current Year Interest	NA	NA	NA	NA
Current Year Principal	NA	NA	NA	NA

Meter Deposit Balance at Test Year End:	\$103,913
---	-----------

Meter Deposits Refunded During the Test Year:	\$8,329
---	---------

<p><i>List all bonds, notes, loans, and other types of indebtedness in which the proceeds were used in the provision of public utility service. Indebtedness incurred for personal uses by the owner of the utility should <u>not</u> be listed. Input 0 or none if there is nothing to report for that cell.</i></p>

Well and Water Usage

[illegible]

Name of system water delivered to:	NA	
ADWR PCC Number:		#N/A
Source of water delivered to another system	NA	
Name of system water received from:	NA	
ADWR PCC Number:		#N/A
Source of water received	NA	
Well registry 55# (55-XXXXXX):	NA	

	Water withdrawn (gallons)1	Water sold (gallons)2	Water delivered (sold) to other systems (gallons)3	Water received (purchased) from other systems (gallons)4	Estimated authorized use (gallons)5	Purchased Power Expense ⁶	Purchased Power (kWh)
Month							
January	8,638,000.00	7,528,000.00	0.00	0.00	63,000.00	\$2,049	15,731
February	7,471,000.00	6,621,000.00	0.00	0.00	114,000.00	2,024	16,327
March	9,263,000.00	9,037,000.00	0.00	0.00	11,250.00	2,032	16,012
April	11,665,000.00	10,755,000.00	0.00	0.00	266,750.00	2,581	23,148
May	16,686,000.00	14,892,000.00	0.00	0.00	865,000.00	3,088	28,953
June	16,019,000.00	15,461,000.00	0.00	0.00	312,000.00	3,658	34,004
July	20,185,000.00	18,780,000.00	0.00	0.00	49,500.00	3,838	38,843
August	16,120,000.00	15,090,000.00	0.00	0.00	40,000.00	3,730	36,967
September	14,216,000.00	13,384,000.00	0.00	0.00	5,000.00	4,329	43,882
October	14,245,000.00	13,476,000.00	0.00	0.00	254,000.00	3,766	35,709
November	9,959,000.00	9,959,000.00	0.00	0.00	156,500.00	3,634	36,930
December	8,561,000.00	8,319,000.00	0.00	0.00	3,500.00	1,855	25,806
Totals	153,028,000.00	143,302,000.00	0.00	0.00	2,140,500.00	\$36,584	352,312

If applicable, in the space below please provide a description for all un-metered water use along with amounts:

Fire dept usage not billed and water for flushing lines and replacing valves.

- | | |
|---|---|
| 1 | Water withdrawn - Total gallons of water withdrawn from pumped sources. |
| 2 | Water sold - Total gallons from customer meters, and other sales such as construction water. |
| 3 | Water delivered (sold) to other systems - Total gallons of water delivered to other systems. |
| 4 | Water received (purchased) from other systems - Total gallons of water purchased/received from other systems. |
| 5 | Estimated authorized use - Total estimated gallons from authorized metered or unmetered use. Authorized uses such as flushing (mains, services and hydrants) draining/cleaning tanks, process, construction, fire fighting, etc. Non-authorized use (real losses) are service line breaks and leaks, water main breaks, meter inaccuracies and theft. |
| 6 | Enter the total purchased power costs for the power meters associated with this system. |
| 7 | Enter the total purchased kWh used by the power meters associated with this system. |

Water Utility Plant Description

Name of the System:	Clearwater Utilities Company, Inc.		
ADEQ Public Water System Number:	AZ0407019		
ADWR PCC Number:	91-000188.0000		

MAINS

[illegible]

SERVICE LINES

SERVICE LINES		
Material	Percent of system	Year installed
BLACK POLY	50%	1972
COPPER	50%	1990
NA	0%	0
NA	0%	0
NA	0%	0

CUSTOMER METERS

[illegible]

BOOSTER PUMPS

BOOSTER PUMPS			
Horsepower	GPM		Quantity
30	550		3
25	400		2
15	275		2
0	0		0
0	0		

FIRE HYDRANTS

FIRE HYDRANTS	
Type	Quantity
Standard *	24
Other	0

STORAGE TANKS

STORAGE TANKS			
Capacity (gallons)	Material	Quantity	Year installed
250K	STEEL	1	1971
250K	STEEL	1	2003
100K	STEEL	2	1971
100K	STEEL	1	2000
0	NA	0	0
0	NA	0	0

PRESSURE/BLADDER TANKS

PRESSURE/BLADDER TANKS			
Capacity (gallons)	Material	Quantity	Year installed
5K	STEEL	1	1963
10K	STEEL	3	1971
5K	STEEL	1	1999
0	NA	0	0
0	NA	0	0
0	NA	0	0

* A standard fire hydrant has two 2.5 inch hose connection nozzles with 7.5 threads per inch, and one 4.5 inch pumper connection nozzle with 4 threads per inch.

Water Utility Plant Description (Continued)
--

For the following three items, list the utility owned assets in each category for each system.

TREATMENT EQUIPMENT:	NA
STRUCTURES:	METER SHOP AND OFFICE BUILDING
OTHER:	2000 FT OF 6FT FENCE WITH RAZOR RIBBON

Provide a calculation used to determine the value of one water equivalent residential connection (ERC).

Use one of the following methods:

- (a) If actual flow data are available from the preceding 12 months, divide the total annual single family residence (SFR) gallons sold by the average number of single family residence customers for the same period and divide the result by 365
- (b) If no historical flow data are available, use:

$$ERC = (\text{Total SFR gallons sold (Omit 000)} / 365 \text{ days} / 350 \text{ gallons per day})$$

ERC	417
Method used:	(a)

Customer and Other Information		
Name of the System:	Clearwater Utilities Company Inc.	
ADEQ Public Water System Number:	AZ0407019	
ADWR PCC Number:	91-000188.0000	

Month	Number of Customers				
	Single-Family	Multi-Family	Commercial	Turf/Irrigation	Other Non-Residential
January	885	0	3	0	4
February	882	0	5	0	4
March	894	0	5	0	4
April	881	0	5	0	4
May	887	0	5	0	4
June	888	0	5	0	4
July	902	0	5	0	4
August	901	0	5	0	4
September	897	0	5	0	4
October	906	0	5	0	4
November	909	0	5	0	4
December	911	0	5	0	4

If the system has fire hydrants, what is the fire flow requirements? GPM for hrs.

Does the system have chlorination treatment?

Does the Company have an ADWR Gallons Per Capita Per Day (GPCPD) requirement?

If yes, provide the GPCPD amount:

Is the Water Utility located in an ADWR Active Management Area (AMA)?

If yes, which AMA?

What is the present system connection capacity (in ERCs *) using existing lines?

What is the future system connection capacity (in ERCs *) upon service area buildout?

Describe any plans and estimated completion dates for any enlargements or improvements of this system.

NONE

* an ERC is based on the calculation on the bottom of AR9 page 12.

Clearwater Utilities Company, Inc.
Annual Report
 Utility Shutoffs / Disconnects
 12/31/19

Utility Shutoffs / Disconnects	
Name of the System:	CLEARWATER UTILITIES COMPANY INC
ADEQ Public Water System Number:	AZ0407019
ADWR PCC Number:	91-000188.000

Month	Termination without Notice R14-2-410.B	Termination with Notice R14-2- 410.C	Other
January	0	21	0
February	0	9	0
March	0	13	0
April	0	28	0
May	0	7	0
June	0	19	0
July	0	14	0
August	0	1	0
September	0	24	0
October	0	27	0
November	0	7	0
December	0	1	0
Total	0	171	0

Other (description):

NA

Instructions: Fill out the Grey Cells with the relevant information. Input 0 or none if there is nothing recorded in that account or there is no applicable information to report.

Clearwater Utilities Company, Inc.
Annual Report
Property Taxes
12/31/19

Property Taxes	
Amount of actual property taxes paid during Calendar Year 2019 was	\$28,774

If no property taxes paid, explain why.
NA

Instructions: Fill out the Grey Cells with the relevant information. Input 0 or none if there is nothing recorded in that account or there is no applicable information to report.

Verification and Sworn Statement (Taxes)

Verification: State of Arizona I, the undersigned of the
(state name)

County of (county name): Maricopa
Name (owner or official) title: Berry Utilities, Inc. by Jamaine Berry President
Company name: Clearwater Utilities Company, Inc.

DO SAY THAT THIS ANNUAL UTILITY PROPERTY TAX AND SALES TAX REPORT TO THE ARIZONA CORPORATION COMMISSION.

FOR THE YEAR ENDING: 12/31/19

HAS BEEN PREPARED UNDER MY DIRECTION, FROM THE ORIGINAL BOOKS, PAPERS AND RECORDS OF SAID UTILITY; THAT I HAVE CAREFULLY EXAMINED THE SAME, AND DECLARE THE SAME TO BE A COMPLETE AND CORRECT STATEMENT OF BUSINESS AND AFFAIRS OF SAID UTILITY FOR THE PERIOD COVERED BY THIS REPORT IN RESPECT TO EACH AND EVERY MATTER AND THING SET FORTH, TO THE BEST OF MY KNOWLEDGE, INFORMATION AND BELIEF.

Sworn Statement: I HEREBY ATTEST THAT ALL PROPERTY TAXES FOR SAID COMPANY ARE CURRENT AND PAID IN FULL.

I HEREBY ATTEST THAT ALL SALES TAXES FOR SAID COMPANY ARE CURRENT AND PAID IN FULL.

RECEIVED
BY EMAIL

5/28/2020 3:01 PM
ARIZONA CORPORATION COMMISSION
UTILITIES DIVISION

[Signature]
signature of owner/official

623-386-4096
telephone no.

SUBSCRIBED AND SWORN TO BEFORE ME A NOTARY PUBLIC
IN AND FOR THE COUNTY

THIS

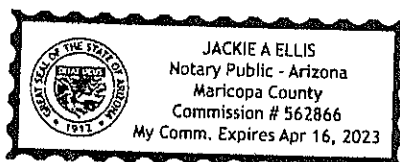
28th

DAY OF

Maricopa
(county name)
May 2020
(month) and (year)

MY COMMISSION EXPIRES

4-16-23
(date)



[Signature]
(signature of notary public)

Verification and Sworn Statement

Verification:

State of Arizona I, the undersigned of the
(state name)

County of (county name):

Maricopa

Name (owner or official) title:

Berry Utilities, Inc. by Jamaine Berry President

Company name:

Clearwater Utilities Company, Inc.

DO SAY THAT THIS ANNUAL UTILITY PROPERTY TAX AND SALES TAX REPORT TO THE ARIZONA CORPORATION COMMISSION.

FOR THE YEAR ENDING: 12/31/19

HAS BEEN PREPARED UNDER MY DIRECTION, FROM THE ORIGINAL BOOKS, PAPERS AND RECORDS OF SAID UTILITY; THAT I HAVE CAREFULLY EXAMINED THE SAME, AND DECLARE THE SAME TO BE A COMPLETE AND CORRECT STATEMENT OF BUSINESS AND AFFAIRS OF SAID UTILITY FOR THE PERIOD COVERED BY THIS REPORT IN RESPECT TO EACH AND EVERY MATTER AND THING SET FORTH, TO THE BEST OF MY KNOWLEDGE, INFORMATION AND BELIEF.

Sworn Statement: IN ACCORDANCE WITH THE REQUIREMENTS OF TITLE 40, ARTICLE 8, SECTION 40-401, ARIZONA REVISED STATUTES, IT IS HEREIN REPORTED THAT THE GROSS OPERATING REVENUE OF SAID UTILITY DERIVED FROM ARIZONA INTRASTATE UTILITY OPERATIONS DURING THE CALENDAR YEAR WAS:

Arizona Intrastate Gross Operating Revenues Only (\$)

\$675,627

(The amount in the box above includes

\$21,478

in sales taxes
billed or collected)

RECEIVED
BY EMAIL

5/28/2020 3:01 PM

ARIZONA CORPORATION COMMISSION
UTILITIES DIVISION

Jamaine Berry
signature of owner/official

623-386-4096

telephone no. 1

SUBSCRIBED AND SWORN TO BEFORE ME A NOTARY PUBLIC
IN AND FOR THE COUNTY

THIS

28th

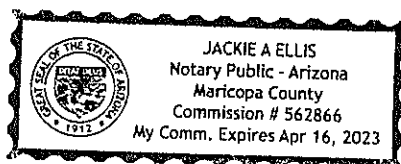
DAY OF

Maricopa
(county name)

May 2020
(month) and (year)

MY COMMISSION EXPIRES

4-16-23
(date)



Jackie A. Ellis
(signature of notary public)

Verification and Sworn Statement (Residential Revenue)

Verification:

State of Arizona I, the undersigned of the
(state name)

County of (county name):

Maricopa

Name (owner or official) title:

Berry Utilities, Inc. by Jamaine Berry President

Company name:

Clearwater Utilities Company, Inc.

DO SAY THAT THIS ANNUAL UTILITY PROPERTY TAX AND SALES TAX REPORT TO THE ARIZONA CORPORATION COMMISSION.

FOR THE YEAR ENDING: 12/31/19

HAS BEEN PREPARED UNDER MY DIRECTION, FROM THE ORIGINAL BOOKS, PAPERS AND RECORDS OF SAID UTILITY; THAT I HAVE CAREFULLY EXAMINED THE SAME, AND DECLARE THE SAME TO BE A COMPLETE AND CORRECT STATEMENT OF BUSINESS AND AFFAIRS OF SAID UTILITY FOR THE PERIOD COVERED BY THIS REPORT IN RESPECT TO EACH AND EVERY MATTER AND THING SET FORTH, TO THE BEST OF MY KNOWLEDGE, INFORMATION AND BELIEF.

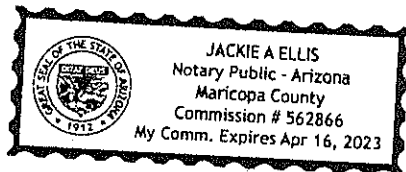
Sworn Statement: IN ACCORDANCE WITH THE REQUIREMENTS OF TITLE 40, ARTICLE 8, SECTION 40-401, ARIZONA REVISED STATUTES, IT IS HEREIN REPORTED THAT THE GROSS OPERATING REVENUE OF SAID UTILITY DERIVED FROM ARIZONA INTRASTATE UTILITY OPERATIONS RECEIVED FROM RESIDENTIAL CUSTOMERS DURING THE CALENDAR YEAR WAS:

Arizona Intrastate Gross Operating Revenues Only (\$)

**RECEIVED
BY EMAIL**

5/28/2020 3:01 PM

ARIZONA CORPORATION COMMISSION
UTILITIES DIVISION



\$675,627

(The amount in the box above includes

\$21,478 in sales taxes
billed or collected)

Jamaine Berry
signature of owner/official

623-386-4096

telephone no.

SUBSCRIBED AND SWORN TO BEFORE ME A NOTARY PUBLIC
IN AND FOR THE COUNTY

THIS

28th

DAY OF

May 2020
(month) and (year)

MY COMMISSION EXPIRES

4-16-23
(date)

Jackie A. Ellis
(signature of notary public)

Full Gross-up Method for Income Tax Statement of Certification

Verification:

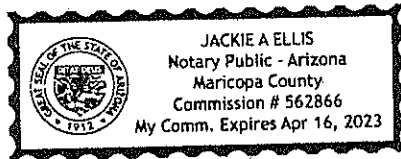
State of Arizona I, the undersigned of the
(state name)

County of (county name): Maricopa
Name (owner or official) title: Berry Utilities, Inc. by Jamaine Berry President
Company name: Clearwater Utilities Company, Inc.

FOR THE YEAR ENDING: 12/31/19

Sworn Statement:

IN ACCORDANCE WITH THE REQUIREMENTS OF DECISION NO. 77084, BECAUSE THE UTILITY REQUIRES THE GROSS UP OF ADVANCES AND CONTRIBUTIONS, I HEREBY STATE THAT THE UTILITY HAS NOT INCURRED NOR IS EXPECTED TO INCUR A NET INCREASE IN CURRENT INCOME TAX EXPENSE OR A DECREASE IN DEFERRED TAX ASSET FOR A CARRY FORWARD ACCORDING TO GAAP IN AN AMOUNT EQUAL TO OR GREATER THAN THE AMOUNT OF THE REQUIRED GROSS UP PAID BY DEVELOPERS IN THE PERIOD COVERED BY THIS ANNUAL REPORT.



Jamaine Berry
signature of owner/official

623-386-4096
telephone no.

SUBSCRIBED AND SWORN TO BEFORE ME A NOTARY PUBLIC
IN AND FOR THE COUNTY Maricopa

(county name)

THIS 28th

DAY OF May 2020

(month) and (year)

RECEIVED
BY EMAIL

5/28/2020 3:01 PM

ARIZONA CORPORATION COMMISSION
UTILITIES DIVISION

MY COMMISSION EXPIRES 4-16-23

(date)

Jackie A. Ellis
(signature of notary public)

This is a "printer friendly" page. Please use the "print" option in your browser to print this screen.


**maricopa county****Arizona**

POWERED BY
**OFFICIAL
PAYMENTS**

Maricopa County Treasurer, AZ
Real/Personal Property Tax E-Check

Confirmation Number**134895649****Date & Time****Wednesday, September 25, 2019 01:55PM PT**

Successful completion of the payment transaction is conditioned upon accurate and complete information being entered by you and is subject to financial institution and biller acceptance, approval and authorization of the payment. Electronic check payments may take up to seven business days to be returned by your Financial Institution if incorrect information is entered when a payment is submitted.

Payment Method	Amount	Service Fee	Total
 Ending in ***60	\$7,589.81	\$0.00	\$7,589.81

Account Information

Name	Jamaine Berry
Street Address	20441 W CHEYENNE RD
City	BUCKEYE
State	AZ
Zip code	853264127
Country	United States
Daytime phone	(623) 386 - 4096
Email	clwater1@aol.com

Thank you for using Official Payments. If you have a question regarding your payment, please call us toll free at 1-800-487-4567. To make payments in the future, please visit our website at www.officialpayments.com/echeck.

Back

Copyright © 2019 Official Payments Corporation. All Rights Reserved.

Official Payments Corporation is licensed as a money transmitter by the New York State Department of Financial Services, the Georgia Department of Banking and Finance, and by all other states and territories, where required. NMLS #936777.

This is a "printer friendly" page. Please use the "print" option in your browser to print this screen.



maricopa county
Arizona

Powered by
**OFFICIAL
PAYMENTS**

Maricopa County Treasurer, AZ
Real/Personal Property Tax E-Check

Confirmation Number

134895677

Date & Time

Wednesday, September 25, 2019 01:58PM PT

Successful completion of the payment transaction is conditioned upon accurate and complete information being entered by you and is subject to financial institution and biller acceptance, approval and authorization of the payment. Electronic check payments may take up to seven business days to be returned by your Financial Institution if incorrect information is entered when a payment is submitted.

Payment Method	Amount	Service Fee	Total
 Ending in ***60	\$6,755.28	\$0.00	\$6,755.28

Account Information

Name	Jamaine Berry
Street Address	20441 W CHEYENNE RD
City	BUCKEYE
State	AZ
Zip code	853264127
Country	United States
Daytime phone	(623) 386 - 4096
Email	clwater1@aol.com

Thank you for using Official Payments. If you have a question regarding your payment, please call us toll free at 1-800-487-4567. To make payments in the future, please visit our website at www.officialpayments.com/echeck.

Back

Copyright © 2019 Official Payments Corporation. All Rights Reserved.

Official Payments Corporation is licensed as a money transmitter by the New York State Department of Financial Services, the Georgia Department of Banking and Finance, and by all other states and territories, where required. NMLS #936777.

This is a "printer friendly" page. Please use the "print" option in your browser to print this screen.



maricopa county
Arizona

Powered by
**OFFICIAL
PAYMENTS**

Maricopa County Treasurer, AZ
Real/Personal Property Tax E-Check

Confirmation Number**0J3B2R6LL****Date & Time****Tuesday, February 18, 2020 02:32PM PT**

Successful completion of the payment transaction is conditioned upon accurate and complete information being entered by you and is subject to financial institution and biller acceptance, approval and authorization of the payment. Electronic check payments may take up to seven business days to be returned by your Financial Institution if incorrect information is entered when a payment is submitted.

Payment Method	Amount	Service Fee	Total
 Ending in ***60	\$14,345.09	\$0.00	\$14,345.09

Account Information

Name	Jamaine Berry
Street Address	20441 W CHEYENNE RD
City	BUCKEYE
State	AZ
Zip code	853264127
Country	United States
Daytime phone	(623) 386 - 4096
Email	clwater1@aol.com

Thank you for using ACI Payments, Inc. If you have a question regarding your payment, please call us toll free at 1-800-487-4567. To make payments in the future, please visit our website at www.officialpayments.com/echeck.

[Back](#)

Copyright © 2020 ACI Payments, Inc. All Rights Reserved.

ACI Payments, Inc. is licensed as a money transmitter by the New York State Department of Financial Services, the Georgia Department of Banking and Finance, and by all other states and territories, where required. NMLS #936777.



Maricopa County Treasurer
301 W Jefferson St, Suite 100, Phoenix AZ 85003

9/25/2019

Thank You

Your payment was completed successfully.



An email receipt including details about your order has been sent to the email address provided. Please keep it for your records.

Please allow 3-5 business days for payments to post to your account.

For questions, contact customer service at (602) 506-8511, and provide the reference number **134895698**.

Payment Summary

Payment Date: Wednesday September 25, 2019 01:59 PM

Reference Number: 134895698

Payment Method, Last 4 Digits and Expiration: ECheck n/a

Items paid:

Parcel Number	Tax Year	Half Code	Amount
400-52-216A	2019	FullYear	
		Subtotal	\$83.86
		Total Amount Paid*	\$83.86

* Total amount does not include fees charged by Official Payments

Tell us how we are doing, email Treasurer.Office@maricopa.gov



**OFFICIAL
PAYMENTS**

301 West Jefferson, Suite 100, Arizona 85003

(602) 506-8511

711

(602) 506-1102

Disclaimer