

ANNUAL REPORT

Of

Company Name: **Liberty Utilities (Cordes Lakes Water) Corp.**
14920 W Camelback Rd.,

Mailing Address: Litchfield Park AZ
85340

Docket No.: W-02060A
For the Year Ended: 12/31/21

WATER UTILITY

To

Arizona Corporation Commission

Due on April 15th

Email: Util-Compliance@azcc.gov, mail or deliver the completed Annual Report to:
Arizona Corporation Commission
Compliance Section - Utilities Division
1200 West Washington Street
Phoenix, Arizona 85007

Application Type: Original Filing
Application Date: 4/14/2022

ARIZONA CORPORATION COMMISSION
 WATER UTILITY ANNUAL REPORT
 Cordes Lakes Water Company
 A Class Utility

For the Calendar Year Ended:

Primary Address:
 City: State: Zip Code:

Telephone Number:

Date of Original Organization of Utility:

Person to whom correspondence should be addressed concerning this report:

Name:
 Telephone No. :
 Address:
 City: State: Zip Code:
 Email:

Name:
 Telephone No. :
 Address:
 City: State: Zip Code:
 Email:

Name:
 Telephone No. :
 Address:
 City: State: Zip Code:
 Email:

Name:
 Telephone No. :
 Address:
 City: State: Zip Code:
 Email:

Name:
 Telephone No. :
 Address:
 City: State: Zip Code:
 Email:

Ownership:

Counties Served:

Important changes during the year	
--	--

No	For those companies not subject to the affiliated interest rules, has there been a change in ownership or direct control during the year?
	If yes, please provide specific details in the box below.
	NA

No	Has the company been notified by any other regulatory authorities during the year, that they are out of compliance?
	If yes, please provide specific details in the box below.
	NA

Utility Plant in Service (Water)							
Account No.	Description	Beginning Year Original Cost	Current Year Additions	Current Year Retirements	Adjusted Original Cost	Accumulated Depreciation	OCLD (OC less AD)
301	Organization	\$951,802	\$1	\$0	\$951,803	\$0	\$951,803
302	Franchises	0	0	0	0	0	0
303	Land and Land Rights	0	184,715	0	184,715	0	184,715
304	Structures and Improvements	150,168	350,013	0	500,181	17,512	482,669
305	Collecting & Improving Reservoirs	0	0	0	0	0	0
306	Lake, River, Canal Intakes	0	0	0	0	0	0
307	Wells and Springs	173,970	673,693	0	847,663	148,354	699,309
308	Infiltration Galleries	0	0	0	0	0	0
309	Supply Mains	107,078	191,579	0	298,657	5,128	293,529
310	Power Generation Equipment	15,007	0	0	15,007	1,126	13,881
311	Pumping Equipment	159,882	267,992	0	427,874	127,432	300,442
320	Water Treatment Equipment	0	0	0	0	0	0
320.1	Water Treatment Plants	0	0	0	0	0	0
320.2	Solution Chemical Feeders	1,642	5,622	0	7,264	1,976	5,288
320.3	Point-of-Use Treatment Devices	0	0	0	0	0	0
330	Distribution Reservoirs and Standpipes	0	0	0	0	0	0
330.1	Storage Tanks	181,399	19,762	0	201,161	107,201	93,960
330.2	Pressure Tanks	0	99,689	0	99,689	2,492	97,197
331	Transmission and Distribution Mains	842,878	786,118	0	1,628,996	639,797	989,199
333	Services	353,776	763,903	0	1,117,679	49,928	1,067,751
334	Meters and Meter Installations	246,772	60,386	0	307,158	97,078	210,080
335	Hydrants	0	12,472	0	12,472	125	12,347
336	Backflow Prevention Devices	0	0	0	0	0	0
339	Other Plant and Misc. Equipment	86,163	3,823	0	89,986	64,493	25,493
340	Office Furniture and Equipment	6,527	0	0	6,527	6,023	504
340.1	Computer & Software	11,765	138,913	0	150,678	17,977	132,701
341	Transportation Equipment	122,717	0	0	122,717	80,455	42,262
342	Stores Equipment	0	0	0	0	0	0
343	Tools, Shop and Garage Equipment	0	15,040	0	15,040	376	14,664
344	Laboratory Equipment	0	0	0	0	0	0
345	Power Operated Equipment	1,904	0	0	1,904	761	1,143
346	Communication Equipment	17,499	9,903	0	27,402	3,120	24,282
347	Miscellaneous Equipment	2,167	64,056	0	66,223	4,742	61,481
348	Other Tangible Plant	0	0	0	0	0	0
	Totals	\$3,433,116	\$3,647,680	\$0	\$7,080,796	\$1,376,096	\$5,704,700

Cordes Lakes Water Company
Annual Report
Depreciation Expense for the Current Year (Water)
12/31/21

Depreciation Expense for the Current Year (Water)									
Account No.	Description	Beginning Year Original Cost	Current Year Additions	Current Year Retirements	Adjusted Original Cost	Fully Depreciated/Non-depreciable Plant	Depreciable Plant	Depreciation Percentages	Depreciation Expense
301	Organization	\$951,802	\$1	\$0	\$951,803	\$0	\$951,803	0.00%	\$0
302	Franchises	0	0	0	0	0	0	0.00%	0
303	Land and Land Rights	0	184,715	0	184,715	0	184,715	0.00%	0
304	Structures and Improvements	150,168	350,013	0	500,181	0	500,181	3.33%	10,828
305	Collecting & Improving Reservoirs	0	0	0	0	0	0	2.50%	0
306	Lake, River, Canal Intakes	0	0	0	0	0	0	2.50%	0
307	Wells and Springs	173,970	673,693	0	847,663	0	847,663	3.33%	17,010
308	Infiltration Galleries	0	0	0	0	0	0	6.67%	0
309	Supply Mains	107,078	191,579	0	298,657	0	298,657	2.00%	4,057
310	Power Generation Equipment	15,007	0	0	15,007	0	15,007	5.00%	750
311	Pumping Equipment	159,882	267,992	0	427,874	80,742	347,132	12.50%	32,723
320	Water Treatment Equipment	0	0	0	0	0	0	0.00%	0
320.1	Water Treatment Plants	0	0	0	0	0	0	3.33%	0
320.2	Solution Chemical Feeders	1,642	5,622	0	7,264	0	7,264	20.00%	891
320.3	Point-of-Use Treatment Devices	0	0	0	0	0	0	0.00%	0
330	Distribution Reservoirs and Standpipes	0	0	0	0	0	0	0.00%	0
330.1	Storage Tanks	181,399	19,762	0	201,161	0	201,161	2.22%	4,960
330.2	Pressure Tanks	0	99,689	0	99,689	0	99,689	5.00%	2,492
331	Transmission and Distribution Mains	842,878	786,118	0	1,628,996	583,816	1,045,180	2.00%	18,346
333	Services	353,776	763,903	0	1,117,679	0	1,117,679	3.33%	24,500
334	Meters and Meter Installations	246,772	60,386	0	307,158	70,180	236,978	8.33%	17,225
335	Hydrants	0	12,472	0	12,472	0	12,472	2.00%	125
336	Backflow Prevention Devices	0	0	0	0	0	0	6.67%	0
339	Other Plant and Misc. Equipment	86,163	3,823	0	89,986	60,550	29,436	6.67%	2,069
340	Office Furniture and Equipment	6,527	0	0	6,527	0	6,527	6.67%	435
340.1	Computer & Software	11,765	138,913	0	150,678	0	150,678	20.00%	16,244
341	Transportation Equipment	122,717	0	0	122,717	62,342	60,375	20.00%	12,075
342	Stores Equipment	0	0	0	0	0	0	4.00%	0
343	Tools, Shop and Garage Equipment	0	15,040	0	15,040	0	15,040	5.00%	376
344	Laboratory Equipment	0	0	0	0	0	0	10.00%	0
345	Power Operated Equipment	1,904	0	0	1,904	0	1,904	5.00%	95
346	Communication Equipment	17,499	9,903	0	27,402	0	27,402	10.00%	2,245
347	Miscellaneous Equipment	2,167	64,056	0	66,223	0	66,223	10.00%	3,420
348	Other Tangible Plant	0	0	0	0	0	0	5.00%	0
	Subtotal	\$3,433,115	\$3,647,680	\$0	\$7,080,796	\$857,630	\$6,223,166		\$170,867

Contribution(s) in Aid of Construction (Gross)	\$488,777
Less: Non Amortizable Contribution(s)	0
Fully Amortized Contribution(s)	0
Amortizable Contribution(s)	<u>\$488,777</u>
Times: Proposed Amortization Rate	2.75%
Amortization of CIAC	\$13,420

Less: Amortization of CIAC \$13,420

DEPRECIATION EXPENSE **\$157,447**

Cordes Lakes Water Company
Annual Report
Balance Sheet Assets
12/31/21

Balance Sheet Assets				
	Assets		Balance at Beginning of Year (2021)	Balance at End of Year (2021)
Account No.	Current and Accrued Assets			
131	Cash		\$156,054	\$154,054
134	Working Funds		103	0
135	Temporary Cash Investments		0	0
141	Customer Accounts Receivable		72,150	150,618
142	Other Accounts Receivable		0	0
143	Accumulated Provision for Uncollectable Accounts		0	0
146	Notes Receivable from Associated Companies		89	0
151	Plant Material and Supplies		0	0
162	Prepayments		1,790	0
173	Accrued Utility Revenue		0	0
174	Miscellaneous Current and Accrued Assets		0	0
	Total Current and Accrued Assets		\$230,186	\$304,672
	Deferred Debits			
186.1	Deferred Rate Case Expense		\$399	\$0
186.2	Other Deferred Debits		129,915	0
	Total Deferred Debits		\$130,314	\$0
Account No.	Fixed Assets			
101	Utility Plant in Service*		\$3,433,115	\$7,080,796
103	Property Held for Future Use		76,099	0
105	Construction Work in Progress		2,396,326	41,564
108	Accumulated Depreciation (enter as negative)*		(1,162,630)	(1,376,096)
121	Non-Utility Property		0	0
122	Accumulated Depreciation - Non Utility		0	0
	Total Fixed Assets		\$4,742,910	\$5,746,264
	Total Assets		\$5,103,410	\$6,050,936

*Note these items feed automatically from AR3 UPIS Page 4

Cordes Lakes Water Company
Annual Report
Balance Sheet Liabilities and Owners Equity

Balance Sheet Liabilities and Owners Equity				
	Liabilities		Balance at Beginning of Year (2021)	Balance at End of Year (2021)
Account No.	Current Liabilities			
231	Accounts Payable		\$278	\$315
232	Notes Payable (Current Portion)		0	0
234	Notes Payable to Associated Companies		3,212,599	4,399,164
235	Customer Deposits		70,109	85,228
236	Accrued Taxes		57,023	97,690
237	Accrued Interest		3,378	0
242	Miscellaneous Current and Accrued Liabilities		143,959	59,333
	Total Current Liabilities		\$3,487,346	\$4,641,730
	Long Term Debt			
224	Long Term Debt (Notes and Bonds)		\$229,227	\$219,022
	Deferred Credits			
251	Unamortized Premium on Debt		\$0	\$0
252	Advances in Aid of Construction		0	0
253	Other Deferred Credits		0	1
255	Accumulated Deferred Investment Tax Credits		0	0
271	Contributions in Aid of Construction		458,419	488,777
272	Less: Amortization of Contributions		(8,156)	(114,453)
281	Accumulated Deferred Income Tax		(129,915)	(175,254)
	Total Deferred Credits		\$320,348	\$199,070
	Total Liabilities		\$4,036,921	\$5,059,822
	Capital Accounts			
201	Common Stock Issued		\$1,360,341	\$1,360,341
211	Other Paid-In Capital		0	0
215	Retained Earnings		(293,852)	(369,227)
218	Proprietary Capital (Sole Props and Partnerships)		0	0
	Total Capital		\$1,066,489	\$991,114
	Total Liabilities and Capital		\$5,103,410	\$6,050,936

Note: Total liabilities and Capital must match total assets for the beginning and end of the year!

Cordes Lakes Water Company
Annual Report
Water Comparative Income Statement
12/31/21

Water Comparative Income Statement			
Account No.	Calendar Year	Current Year 01/01/2021 - 12/31/2021	Last Year 01/01/2020 - 12/31/2020
	Operating Revenue		
461	Metered Water Revenue	\$343,569	\$326,352
460	Unmetered Water Revenue	279,809	270,470
462	Fire Protection Revenue	0	0
469	Guaranteed Revenues (Surcharges)	0	0
471	Miscellaneous Service Revenues	9,171	5,796
474	Other Water Revenue	25,287	37,121
	Total Revenues	\$657,835	\$639,739
	Operating Expenses		
601	Salaries and Wages	\$0	\$0
604	Employee Pensions and Benefits	0	0
610	Purchased Water	248	8,989
615	Purchased Power	46,937	29,379
616	Fuel for Power Production	0	0
618	Chemicals	1,506	2,271
620	Materials and Supplies	10,189	30,582
620.1	Repairs and Maintenance	0	0
620.2	Office Supplies and Expense	4,203	4,730
630	Contractual Services	0	0
631	Contractual Services - Engineering	1,410	203
632	Contractual Services - Accounting	4,225	5,516
633	Contractual Services - Legal	9,301	433
634	Contractual Services - Management Fees	187,203	164,129
635	Contractual Services - Water Testing	2,233	4,102
636	Contractual Services - Other	244,096	236,029
640	Rents	0	0
641	Rental of Building/Real Property	17,430	13,200
642	Rental of Equipment	0	0
650	Transportation Expenses	14,015	12,098
657	Insurance - General Liability	9,159	3,469
657.1	Insurance - Health and Life	0	0
665	Regulatory Commission Expense - Rate	0	0
667	Regulatory Commission Expense - Other	304	0
670	Bad Debt Expense	6,694	35,194
675	Miscellaneous Expense	18,950	22,136
403	Depreciation Expense (From Schedule AR4)	157,447	85,748
408	Taxes Other Than Income	0	0
408.11	Property Taxes	26,555	24,632
409	Income Taxes	(45,339)	(129,915)
427.1	Customer Security Deposit Interest	0	0
	Total Operating Expenses	\$716,767	\$552,924
	Operating Income / (Loss)	(\$58,932)	\$86,815
	Other Income / (Expense)		
419	Interest and Dividend Income	\$0	\$0
420	AFUDC Revenue	\$0	\$0
421	Non-Utility Income	\$0	\$0
426	Miscellaneous Non-Utility (Expense)	(3,714)	0
427	Interest (Expense)	(12,729)	0
433	Extraordinary Income	0	(14,604)
434	Extraordinary Deductions	0	0
	Total Other Income / (Expense)	(\$16,444)	(\$14,604)
	Net Income / (Loss)	(\$75,375)	\$72,211

Instructions: Fill out the Grey Cells with the relevant information. Input 0 or none if there is nothing recorded in that account or there is no applicable information to report.

Full time equivalent employees

	Direct Company	Allocated	Outside service	Total
President	0.0	0.0	0.0	0.0
Vice-president	0.0	0.0	0.0	0.0
Manager	0.0	0.0	0.0	0.0
Engineering Staff	0.3	0.0	0.0	0.3
System Operator(s)	1.0	0.0	0.0	1.0
Meter reader	0.0	0.0	0.0	0.0
Customer Service	0.5	0.0	0.0	0.5
Accounting	0.0	0.2	0.0	0.2
Business Office	0.0	0.0	0.0	0.0
Rates Department	0.1	0.0	0.0	0.1
Administrative Staff	0.1	0.0	0.0	0.1
Other	0.0	0.0	0.0	0.0
Total	2.0	0.3	0.0	2.3

Supplemental Financial Data (Long-Term Debt)				
	Loan #1	Loan #2	Loan #3	Loan #4
Date Issued	2/27/2018	NA	NA	NA
Source of Loan	WIFA	NA	NA	NA
ACC Decision No.	76334	NA	NA	NA
Reason for Loan	System Reliability	NA	NA	NA
Dollar Amt. Issued	\$501,848	NA	NA	NA
Amount Outstanding	\$219,027	NA	NA	NA
Date of Maturity	10/1/2037	NA	NA	NA
Interest Rate	3.48%	NA	NA	NA
Current Year Interest	\$1,067	NA	NA	NA
Current Year Principal	\$10,201	NA	NA	NA

Meter Deposit Balance at Test Year End:	\$54,005
---	----------

Meter Deposits Refunded During the Test Year:	\$1,676
---	---------

List all bonds, notes, loans, and other types of indebtedness in which the proceeds were used in the provision of public utility service. Indebtedness incurred for personal uses by the owner of the utility should not be listed. Input 0 or none if there is nothing to report for that cell.

Well and Water Usage

Name of the System: CORDES LAKE WATER COMPANY											
ADEQ Public Water System Number			AZ0413023								
ADWR PCC Number:			91-000616.0000								
Well registry 55# (55-XXXXXX):	Pump Horsepower	Pump Yield (gpm)	Casing Depth (feet)	Casing Diameter (inches)	Pump Motor Type **	Year Drilled	Water level 2010	Water level 2020	Meter Size (inches)	How measured:	Active
55-609346 (1)	7.5	65	470	12	submersible	1969	NA	223	3	Metered	Yes
55-518196 (2)	7.5	95	380	8	submersible	1987	NA	173	3	Metered	Yes
55-609347 (4)	7.5	94	500	12	submersible	1968	NA	111	3	Metered	Yes
55-565855 (5)	10	65	343	10	submersible	1998	NA	297	3	Metered	Yes
55-230938 (7)	20	108	395	8	submersible	2019	NA	86	3	Metered	Yes
NA	NA	NA	NA	NA	NA	NA	NA	NA	NA	NA	NA
NA	NA	NA	NA	NA	NA	NA	NA	NA	NA	NA	NA
NA	NA	NA	NA	NA	NA	NA	NA	NA	NA	NA	NA
NA	NA	NA	NA	NA	NA	NA	NA	NA	NA	NA	NA
NA	NA	NA	NA	NA	NA	NA	NA	NA	NA	NA	NA
NA	NA	NA	NA	NA	NA	NA	NA	NA	NA	NA	NA
NA	NA	NA	NA	NA	NA	NA	NA	NA	NA	NA	NA
NA	NA	NA	NA	NA	NA	NA	NA	NA	NA	NA	NA
NA	NA	NA	NA	NA	NA	NA	NA	NA	NA	NA	NA
NA	NA	NA	NA	NA	NA	NA	NA	NA	NA	NA	NA
NA	NA	NA	NA	NA	NA	NA	NA	NA	NA	NA	NA
NA	NA	NA	NA	NA	NA	NA	NA	NA	NA	NA	NA
NA	NA	NA	NA	NA	NA	NA	NA	NA	NA	NA	NA
NA	NA	NA	NA	NA	NA	NA	NA	NA	NA	NA	NA
NA	NA	NA	NA	NA	NA	NA	NA	NA	NA	NA	NA
NA	NA	NA	NA	NA	NA	NA	NA	NA	NA	NA	NA
NA	NA	NA	NA	NA	NA	NA	NA	NA	NA	NA	NA

Name of system water delivered to:	NA
ADWR PCC Number:	#N/A
Source of water delivered to another system	NA

Name of system water received from	PRESCOTT VALLEY WATER DIST
ADWR PCC Number:	91-000636.0000
Source of water received	Ground Water
Well registry 55# (55-XXXXXX):	13-048

Month	Water withdrawn (gallons) ¹	Water sold (gallons) ²	Water delivered (sold) to other systems (gallons) ³	Water received (purchased) from other systems (gallons) ⁴	Estimated authorized use (gallons) ⁵	Purchased Power Expense ⁶	Purchased Power (kWh) ⁷
January	7,151,505.00	4,214,670.00	0.00	0.00	0.00	\$3,618	31,157
February	6,608,060.00	4,095,685.00	0.00	0.00	0.00	3,684	31,879
March	6,874,590.00	4,673,803.00	0.00	0.00	0.00	3,433	28,405
April	7,372,800.00	3,920,097.00	0.00	0.00	0.00	3,536	29,661
May	7,773,820.00	4,796,664.00	0.00	0.00	0.00	3,423	27,993
June	9,047,473.00	5,913,289.00	0.00	0.00	0.00	3,949	33,754
July	7,759,027.00	6,267,063.00	0.00	0.00	0.00	4,262	36,730
August	7,643,622.00	6,160,642.00	0.00	0.00	0.00	3,915	32,477
September	7,266,480.00	5,873,847.00	0.00	0.00	0.00	3,658	29,679
October	7,008,098.00	5,345,912.00	0.00	0.00	0.00	3,488	27,739
November	6,691,600.00	5,831,267.00	0.00	0.00	0.00	3,511	29,353
December	6,513,500.00	5,308,575.00	0.00	0.00	0.00	3,313	26,516
Totals	87,710,575.00	62,401,514.00	0.00	0.00	0.00	\$43,790	365,343

If applicable, in the space below please provide a description for all un-metered water use along with amounts:
 NA

¹ Water withdrawn - Total gallons of water withdrawn from pumped sources.
² Water sold - Total gallons from customer meters, and other sales such as construction water.
³ Water delivered (sold) to other systems - Total gallons of water delivered to other systems.
⁴ Water received (purchased) from other systems - Total gallons of water purchased/received from other systems
⁵ Estimated authorized use - Total estimated gallons from authorized metered or unmetered use. Authorized uses such as flushing (mains, services and hydrants) draining/cleaning tanks, process, construction fire fighting, etc. Non-authorized use (real losses) are service line breaks and leaks, water main breaks, meter inaccuracies and theft.
⁶ Enter the total purchased power costs for the power meters associated with this system.
⁷ Enter the total purchased kWh used by the power meters associated with this system.

Water Utility Plant Description	
Name of the System:	CORDES LAKE WATER COMPANY
ADEQ Public Water System Number:	AZ0413023
ADWR PCC Number:	91-000616.0000

MAINS		
Sizes (inches)	Material	Length (feet)
4.00	PVC	168,000
8.00	PVC	234,000
1.00	PVC	1,350
NA	NA	NA
NA	NA	NA
NA	NA	NA
NA	NA	NA
NA	NA	NA
NA	NA	NA
NA	NA	NA
NA	NA	NA
NA	NA	NA
NA	NA	NA
NA	NA	NA
NA	NA	NA

CUSTOMER METERS			
Size (inches)	Quantity	Percent over 1,000,000 gallons	Percent over 10 years old
0.75	1,489	NA	33%
1	7	NA	NA
2	2	NA	NA
3	4	NA	NA
NA	NA	NA	NA
NA	NA	NA	NA
NA	NA	NA	NA
NA	NA	NA	NA
NA	NA	NA	NA
NA	NA	NA	NA
NA	NA	NA	NA
NA	NA	NA	NA
NA	NA	NA	NA
NA	NA	NA	NA
NA	NA	NA	NA
NA	NA	NA	NA
NA	NA	NA	NA
NA	NA	NA	NA
NA	NA	NA	NA
NA	NA	NA	NA

SERVICE LINES			
Material	Percent of system	Year installed	
Black poly	100%	NA	
NA	NA	NA	
NA	NA	NA	
NA	NA	NA	
NA	NA	NA	

BOOSTER PUMPS			
Horsepower	GPM	Quantity	
2.5	N/A	1	
5	N/A	5	
7.5	N/A	8	
10	N/A	2	

FIRE HYDRANTS	
Type	Quantity
Standard *	0
Other	0

STORAGE TANKS				
Capacity (gallons)	Material	Quantity	Year installed	
16,000	Steel	2	NA	
30,000	Steel	2	NA	
45,000	Steel	2	NA	
100,000	Steel	1	NA	
NA	NA	NA	NA	
NA	NA	NA	NA	

PRESSURE/BLADDER TANKS				
Capacity (gallons)	Material	Quantity	Year installed	
3,000	Steel	1	NA	
5,000	Steel	3	NA	
5,000	Steel	1	2019	
NA	NA	NA	NA	
NA	NA	NA	NA	
NA	NA	NA	NA	

* A standard fire hydrant has two 2.5 inch hose connection nozzles with 7.5 threads per inch, and one 4.5 inch pumper connection nozzle with 4 threads per inch.

Water Utility Plant Description (Continued)
--

For the following three items, list the utility owned assets in each category for each system.

TREATMENT EQUIPMENT:	Chlorinators all wells.
STRUCTURES:	8' x8' Wood Pump House & Fence at Well 1. 8' x8' Block Pump House & Fence at Well 2. 10' x12' Wood Pump House & Fence at Well 3 (out of service). 12' x12' Block Pump House & Fence at Well 4. 8' x8' Wood Pump House & Fence at Well 5. Shade structure & Fence at Well 7. Fencing around Booster Stations 1,2 and 3. Junction booster station block pump house & Fence.
OTHER:	30 KW Portable Generator.

Provide a calculation used to determine the value of one water equivalent residential connection (ERC).

Use one of the following methods:

- (a) If actual flow data are available from the preceding 12 months, divide the total annual single family residence (SFR) gallons sold by the average number of single family residence customers for the same period and divide the result by 365
- (b) If no historical flow data are available, use:
 $ERC = (\text{Total SFR gallons sold (Omit 000)} / 365 \text{ days} / 350 \text{ gallons per day})$

ERC	122
Method used:	(a)

Customer and Other Information	
Name of the System:	CORDES LAKE WATER COMPANY
ADEQ Public Water System Number:	AZ0413023
ADWR PCC Number:	91-000616.0000

Month	Number of Customers				
	Single-Family	Multi-Family	Commercial	Turf/Irrigation	Other Non-Residential
January	1,391	0	21	0	0
February	1,388	0	20	0	0
March	1,393	0	21	0	0
April	1,398	0	21	0	0
May	1,393	0	20	0	0
June	1,402	0	20	0	0
July	1,406	0	20	0	0
August	1,419	0	20	0	0
September	1,426	0	20	0	0
October	1,421	0	20	0	0
November	1,425	0	20	0	0
December	1,426	0	20	0	0

If the system has fire hydrants, what is the fire flow requirements? GPM for hrs.

Does the system have chlorination treatment?

Does the Company have an ADWR Gallons Per Capita Per Day (GPCPD) requirement?

If yes, provide the GPCPD amount:

Is the Water Utility located in an ADWR Active Management Area (AMA)?

If yes, which AMA?

What is the present system connection capacity (in ERCs *) using existing lines?

What is the future system connection capacity (in ERCs *) upon service area buildout?

Describe any plans and estimated completion dates for any enlargements or improvements of this system.

N/A

* an ERC is based on the calculation on the bottom of AR9 page 12.

Cordes Lakes Water Company
 Annual Report
 Utility Shutoffs / Disconnects
 12/31/21

Utility Shutoffs / Disconnects	
Name of the System:	CORDES LAKE WATER COMPANY
ADEQ Public Water System Number:	AZ0413023
ADWR PCC Number:	91-000616.0000

Month	Termination without Notice R14-2-410.B	Termination with Notice R14-2-410.C	Other
January	0	0	0
February	0	0	0
March	0	0	0
April	0	0	0
May	0	0	0
June	0	0	0
July	0	0	0
August	0	0	0
September	0	0	0
October	0	0	0
November	0	0	0
December	0	0	0
Total	0	0	0

Other (description):


NA

Instructions: Fill out the Grey Cells with the relevent information. Input 0 or none if there is nothing recorded in that account or there is no applicable information to report.

Property Taxes	
Amount of actual property taxes paid during Calendar Year 2020 was	\$26,555

If no property taxes paid, explain why. N/A
--

Instructions: Fill out the Grey Cells with the relevant information. Input 0 or none if there is nothing recorded in that account or there is no applicable information to report.



Verification and Sworn Statement (Taxes)

Verification: State of Arizona I, the undersigned of the
(state name)

County of (county name): Yavapai
Name (owner or official) title: Crystal Greene
Company name: Cordes Lakes Water Company

DO SAY THAT THIS ANNUAL UTILITY PROPERTY TAX AND SALES TAX REPORT TO THE ARIZONA CORPORATION COMMISSION.

FOR THE YEAR ENDING: 12/31/21

HAS BEEN PREPARED UNDER MY DIRECTION, FROM THE ORIGINAL BOOKS, PAPERS AND RECORDS OF SAID UTILITY; THAT I HAVE CAREFULLY EXAMINED THE SAME, AND DECLARE THE SAME TO BE A COMPLETE AND CORRECT STATEMENT OF BUSINESS AND AFFAIRS OF SAID UTILITY FOR THE PERIOD COVERED BY THIS REPORT IN RESPECT TO EACH AND EVERY MATTER AND THING SET FORTH, TO THE BEST OF MY KNOWLEDGE, INFORMATION AND BELIEF.

Sworn Statement: I HEREBY ATTEST THAT ALL PROPERTY TAXES FOR SAID COMPANY ARE CURRENT AND PAID IN FULL.

I HEREBY ATTEST THAT ALL SALES TAXES FOR SAID COMPANY ARE CURRENT AND PAID IN FULL.

Crystal Greene

signature of owner/official

602-298-3739

telephone no.

SUBSCRIBED AND SWORN TO BEFORE ME A NOTARY PUBLIC
IN AND FOR THE COUNTY

Maricopa

(county name)

THIS

13th

DAY OF

April, 2022

(month) and (year)


MY COMMISSION EXPIRES

April 29, 2025

(date)

Mirley Chetty

(signature of notary public)



Verification and Sworn Statement

Verification:

State of Arizona I, the undersigned of the
(state name)
County of (county name): Yavapai
Name (owner or official) title: 0
Company name: Cordes Lakes Water Company

DO SAY THAT THIS ANNUAL UTILITY PROPERTY TAX AND SALES TAX REPORT TO THE ARIZONA CORPORATION COMMISSION.

FOR THE YEAR ENDING: 12/31/21

HAS BEEN PREPARED UNDER MY DIRECTION, FROM THE ORIGINAL BOOKS, PAPERS AND RECORDS OF SAID UTILITY; THAT I HAVE CAREFULLY EXAMINED THE SAME, AND DECLARE THE SAME TO BE A COMPLETE AND CORRECT STATEMENT OF BUSINESS AND AFFAIRS OF SAID UTILITY FOR THE PERIOD COVERED BY THIS REPORT IN RESPECT TO EACH AND EVERY MATTER AND THING SET FORTH, TO THE BEST OF MY KNOWLEDGE, INFORMATION AND BELIEF.

Sworn Statement: IN ACCORDANCE WITH THE REQUIREMENTS OF TITLE 40, ARTICLE 8, SECTION 40-401, ARIZONA REVISED STATUTES, IT IS HEREIN REPORTED THAT THE GROSS OPERATING REVENUE OF SAID UTILITY DERIVED FROM ARIZONA INTRASTATE UTILITY OPERATIONS DURING THE CALENDAR YEAR WAS:

Arizona Intrastate Gross Operating Revenues Only (\$)

\$657,835

(The amount in the box above includes

\$40,667 in sales taxes

billed or collected)

Crystal Moore
signature of owner/official
023-298-8739
telephone no.


SUBSCRIBED AND SWORN TO BEFORE ME A NOTARY PUBLIC
IN AND FOR THE COUNTY

THIS 13th

Maricopa
(county name)
DAY OF APRIL 2022
(month) and (year)
April 29, 2022
(date)

MY COMMISSION EXPIRES

Nancy Chetty
(signature of notary public)



Verification and Sworn Statement (Residential Revenue)

Verification:

State of Arizona I, the undersigned of the
(state name)

County of (county name): Yavapai
Name (owner or official) title: 0
Company name: Cordes Lakes Water Company

DO SAY THAT THIS ANNUAL UTILITY PROPERTY TAX AND SALES TAX REPORT TO THE ARIZONA CORPORATION COMMISSION.

FOR THE YEAR ENDING: 12/31/21

HAS BEEN PREPARED UNDER MY DIRECTION, FROM THE ORIGINAL BOOKS, PAPERS AND RECORDS OF SAID UTILITY; THAT I HAVE CAREFULLY EXAMINED THE SAME, AND DECLARE THE SAME TO BE A COMPLETE AND CORRECT STATEMENT OF BUSINESS AND AFFAIRS OF SAID UTILITY FOR THE PERIOD COVERED BY THIS REPORT IN RESPECT TO EACH AND EVERY MATTER AND THING SET FORTH, TO THE BEST OF MY KNOWLEDGE, INFORMATION AND BELIEF.

Sworn Statement:

IN ACCORDANCE WITH THE REQUIREMENTS OF TITLE 40, ARTICLE 8, SECTION 40-401, ARIZONA REVISED STATUTES, IT IS HEREIN REPORTED THAT THE GROSS OPERATING REVENUE OF SAID UTILITY DERIVED FROM ARIZONA INTRASTATE UTILITY OPERATIONS RECEIVED FROM RESIDENTIAL CUSTOMERS DURING THE CALENDAR YEAR WAS:

Arizona Intrastate Gross Operating Revenues Only (\$)

\$607.986

(The amount in the box above includes

\$40.667 in sales taxes

billed or collected)

Cristal Greene
signature of owner/official

623-298-5131
telephone no.

SUBSCRIBED AND SWORN TO BEFORE ME A NOTARY PUBLIC
IN AND FOR THE COUNTY

Maricopa
(county name)

THIS 13th


DAY OF April, 2022
(month) and (year)

MY COMMISSION EXPIRES

April 29, 2025
(date)



Milky Chetty
(signature of notary public)



Cordes Lakes Water Company
Annual Report
for Income Tax Statement of Certification
12/31/21

for Income Tax Statement of Certification

Verification:

State of Arizona I, the undersigned of the
(state name)

County of (county name): Yavapai
Name (owner or official) title: -
Company name: Cordes Lakes Water Company

FOR THE YEAR ENDING: 12/31/21

Sworn Statement:

IN ACCORDANCE WITH THE REQUIREMENTS OF DECISION NO. 77084, BECAUSE THE UTILITY REQUIRES THE GROSS UP OF ADVANCES AND CONTRIBUTIONS, I HEREBY STATE THAT THE UTILITY A NET INCREASE IN CURRENT INCOME TAX EXPENSE OR A DECREASE IN DEFERRED TAX ASSET FOR A CARRY FORWARD ACCORDING TO GAAP IN AN AMOUNT EQUAL TO OR GREATER THAN THE AMOUNT OF THE REQUIRED GROSS UP PAID BY DEVELOPERS IN THE PERIOD COVERED BY THIS ANNUAL REPORT.

Crystal Greene
signature of owner/official
623-298-3139
telephone no.

SUBSCRIBED AND SWORN TO BEFORE ME A NOTARY PUBLIC
IN AND FOR THE COUNTY Maricopa
(county name)

THIS 13th DAY OF April, 2022
(month) and (year)

MY COMMISSION EXPIRES April 29, 2025
(date)



Nicky Chetty
(signature of notary public)