

**ANNUAL REPORT**

Of

Company Name: Doney Park Water  
5290 E. Northgate Loop

Mailing Address: Flagstaff AZ  
86004

Docket No.: W-01416A  
For the Year Ended: 12/31/16

**RECEIVED**  
**APR 28 2017**  
ARIZONA CORP COMMISSION  
UTILITIES DIVISION - DIRECTOR'S OFFICE

**WATER UTILITY**

To

Arizona Corporation Commission

**Due on April 15th**

Email: [rdelafuente@azcc.gov](mailto:rdelafuente@azcc.gov), mail or deliver the completed Annual Report to:  
Arizona Corporation Commission  
Compliance Section - Utilities Division  
1200 West Washington Street  
Phoenix, Arizona 85007

Application Type:  
Application Date:

Original Filing
2016

4-28-17

ARIZONA CORPORATION COMMISSION  
WATER UTILITY ANNUAL REPORT  
Doney Park Water

A Class  Utility

1. For the Calendar Year Ended: 12/31/16

2. Address: 

5290 E NORTHGATE LOOP			
City:	FLAGSTAFF	State:	ARIZONA
		Zip Code:	86004

3. Telephone Number: 928-526-1080

4. Date of Original Organization of Utility: 1/1/1936

5. Person to whom correspondence should be addressed concerning this report:

Name: TAMMI LINVILLE  
Telephone No. : 928-526-1080  
Address: 5290 E NORTHGATE LOOP  
City: FLAGSTAFF State: ARIZONA Zip Code: 86004  
Email: TAMMI@DONEYPARKWATER.COM

6. On-Site Manager:

Name: BILL LINVILLE  
Telephone No. : 928-526-1080  
Address: 5290 E NORTHGATE LOOP  
City: FLAGSTAFF State: ARIZONA Zip Code: 86004  
Email: BJLINVILLE@DONEYPARKWATER.COM

7. Ownership: Association--Cooperative

8. Counties Served: Coconino

Doney Park Water  
 Annual Report  
 Utility Plant in Service (Water)  
 12/31/16

Utility Plant in Service (Water)				
Account No.	Description	Original Cost	Accumulated Depreciation	OCLD (OC less AD)
301	Organization	\$1,350	\$0	\$1,350
302	Franchises	0	0	0
303	Land and Land Rights	151,653	0	151,653
304	Structures and Improvements	1,593,387	1,159,515	433,872
305	Collecting & Improving Reservoirs	0	0	0
306	Lake, River, Canal Intakes	0	0	0
307	Wells and Springs	1,938,289	1,173,732	764,557
308	Infiltration Galleries	0	0	0
309	Supply Mains	0	0	0
310	Power Generation Equipment	0	0	0
311	Pumping Equipment	1,723,207	1,538,028	185,179
320	Water Treatment Equipment	0	0	
320.1	Water Treatment Plants	40,391	27,776	12,615
320.2	Solution Chemical Feeders	0	0	0
320.3	Point-of-Use Treatment Devices	0	0	0
330	Distribution Reservoirs and Standpipes	0	0	
330.1	Storage Tanks	2,250,150	1,643,313	606,837
330.2	Pressure Tanks	0	0	0
331	Transmission and Distribution Mains	7,184,602	5,119,806	2,064,796
333	Services	563,192	300,952	262,240
334	Meters and Meter Installations	2,292,413	1,291,719	1,000,694
335	Hydrants	19,028	11,831	7,197
336	Backflow Prevention Devices	0	0	0
339	Other Plant and Misc. Equipment	0	0	0
340	Office Furniture and Equipment	254,847	204,902	49,945
340.1	Computer & Software	93,264	79,545	13,719
341	Transportation Equipment	437,699	223,459	214,240
342	Stores Equipment	0	0	0
343	Tools, Shop and Garage Equipment	205,520	125,613	79,907
344	Laboratory Equipment	0	0	0
345	Power Operated Equipment	177,812	117,564	60,248
346	Communication Equipment	47,030	42,313	4,717
347	Miscellaneous Equipment	761,871	508,688	253,183
348	Other Tangible Plant	0	0	0
	<b>Totals</b>	<b>\$19,735,705</b>	<b>\$13,568,756</b>	<b>\$6,166,949</b>

**Instructions:** Fill out the Grey Cells with the relevant information. Input 0 or none if there is nothing recorded in that account or there is no applicable information to report.

I can't get this worksheet to equal my depreciation worksheet.

Doney Park Water  
Annual Report  
Depreciation Expense for the Current Year (Water)  
12/31/16

\* Original cost already includes additions & retirements for the year.

Included in original cost

Depreciation Expense for the Current Year (Water)								
Account No.	Description	Original Cost	Current Year Additions	Adjusted Original Cost	Fully Depreciated/Non-depreciable Plant	Depreciable Plant	Depreciation Percentages	Depreciation Expense
301	Organization	\$1,350		\$1,350	\$0	\$1,350	0.00%	\$0
302	Franchises	0		0	0	0	0.00%	0
303	Land and Land Rights	151,653		151,653	0	151,653	0.00%	0
304	Structures and Improvements	1,593,387	214,556	1,593,387	563,544	1,029,843	3.33%	34,294
305	Collecting & Improving Reservoirs	0		0	0	0	0.00%	0
306	Lake, River, Canal Intakes	0		0	0	0	0.00%	0
307	Wells and Springs	1,938,289		1,938,289	750,053	1,188,236	3.33%	39,568
308	Infiltration Galleries	0		0	0	0	0.00%	0
309	Supply Mains	0		0	0	0	0.00%	0
310	Power Generation Equipment	0		0	0	0	0.00%	0
311	Pumping Equipment	1,723,207		1,723,207	976,319	746,888	12.50%	93,361
320	Water Treatment Equipment	0		0	0	0	-	0
320.1	Water Treatment Plants	40,391		40,391	0	40,391	3.33%	1,345
320.2	Solution Chemical Feeders	0		0	0	0	0.00%	0
320.3	Point-of-Use Treatment Devices	0		0	0	0	0.00%	0
330	Distribution Reservoirs and Standpipes	0		0	0	0	-	0
330.1	Storage Tanks	2,250,150		2,250,150	1,260,339	989,811	2.22%	21,974
330.2	Pressure Tanks	0		0	0	0	0.00%	0
331	Transmission and Distribution Mains	7,184,602		7,184,602	2,642,112	4,542,490	2.00%	90,850
333	Services	563,192		563,192	0	563,192	3.33%	18,754
334	Meters and Meter Installations	2,292,413		2,292,413	241,417	2,050,996	8.33%	170,848
335	Hydrants	19,028		19,028	3,184	15,844	2.00%	317
336	Backflow Prevention Devices	0		0	0	0	0.00%	0
339	Other Plant and Misc. Equipment	0		0	0	0	0.00%	0
340	Office Furniture and Equipment	254,847		254,847	72,778	182,069	6.67%	12,144
340.1	Computer & Software	93,264		93,264	70,734	22,530	20.00%	4,506
341	Transportation Equipment	437,699		437,699	67,619	370,080	20.00%	74,016
342	Stores Equipment	0		0	0	0	0.00%	0
343	Tools, Shop and Garage Equipment	205,520		205,520	28,240	177,280	5.00%	8,864
344	Laboratory Equipment	0		0	0	0	0.00%	0
345	Power Operated Equipment	177,812		177,812	0	177,812	5.00%	8,459
346	Communication Equipment	47,030		47,030	7,490	39,540	10.00%	3,954
347	Miscellaneous Equipment	761,871		761,871	86,171	675,700	10.00%	67,570
348	Other Tangible Plant	0		0	0	0	0.00%	0
	Subtotal	\$19,735,705	\$0	\$19,735,705	\$6,770,000	\$12,965,705		650,824

I was using an average @ 5.0% which wasn't changed at the ACC rate case

Correct total

Contribution(s) in Aid of Construction (Gross)  
Less: Non Amortizable Contribution(s)  
Fully Amortized Contribution(s)  
Amortizable Contribution(s)  
Times: Proposed Amortization Rate  
Amortization of CIAC

~~\$5,544,193~~  
~~2,470,705~~  
~~\$3,073,488~~  
5.00%  
153674.418

5544,193  
2,470,705  
but used a different calculation

5,338,967 avg  
X 5.0% =  
266,948

Less: Amortization of CIAC 266,948

DEPRECIATION EXPENSE 383,876

Instructions: Fill out the Grey Cells with the relevant information. Input 0 or none if there is nothing recorded in that account or there is no applicable information to report.

Doney Park Water  
 Annual Report  
 Balance Sheet Assets  
 12/31/16

Balance Sheet Assets				
	Assets		Balance at Beginning of Year (2016)	Balance at End of Year (2016)
Account No.	<b>Current and Accrued Assets</b>			
131	Cash		\$125,957	\$137,433
134	Working Funds		0	0
135	Temporary Cash Investments		801,465	551,118
141	Customer Accounts Receivable		199,254	191,800
146	Notes Receivable from Associated Companies		0	0
151	Plant Material and Supplies		144,047	133,252
162	Prepayments		48,796	53,056
174	Miscellaneous Current and Accrued Assets		5,579	5,604
	<b>Total Current and Accrued Assets</b>		<b>\$1,325,098</b>	<b>\$1,072,263</b>
Account No.	<b>Fixed Assets</b>			
101	Utility Plant in Service*		\$19,134,147	\$19,735,705
103	Property Held for Future Use		0	0
105	Construction Work in Progress		1,019,813	996,114
108	Accumulated Depreciation (enter as negative)*		(13,091,863)	(13,568,756)
121	Non-Utility Property		0	0
122	Accumulated Depreciation - Non Utility		0	0
	<b>Total Fixed Assets</b>		<b>\$7,062,097</b>	<b>\$7,163,063</b>
	<b>Total Assets</b>		<b>\$8,387,195</b>	<b>\$8,235,326</b>

**Instructions:** Fill out the Grey Cells with the relevent information. Input 0 or none if there is nothing recorded in that account or there is no applicable information to report.

\*Note these items feed automatically from AR3 UPIS Page 3

Doney Park Water  
Annual Report  
Balance Sheet Liabilities and Owners Equity

<b>Balance Sheet Liabilities and Owners Equity</b>				
	<b>Liabilities</b>		<b>Balance at Beginning of Year (2016)</b>	<b>Balance at End of Year (2016)</b>
<b>Account No.</b>	<b>Current Liabilities</b>			
231	Accounts Payable		\$42,892	\$38,127
232	Notes Payable (Current Portion)		106,064	111,380
234	Notes Payable to Associated Companies		0	0
235	Customer Deposits		164,242	167,889
236	Accrued Taxes		55,185	57,220
237	Accrued Interest		0	0
242	Miscellaneous Current and Accrued Liabilities		206,242	207,268
	<b>Total Current Liabilities</b>		<b>\$574,625</b>	<b>\$581,884</b>
	<b>Long Term Debt</b>			
224	Long Term Debt (Notes and Bonds)		\$662,225	\$550,845
	<b>Deferred Credits</b>			
251	Unamortized Premium on Debt		\$0	\$0
252	Advances in Aid of Construction		596,126	186,781
255	Accumulated Deferred Investment Tax Credits		0	0
271	Contributions in Aid of Construction		5,133,741	5,544,193
272	Less: Amortization of Contributions		(2,203,757)	(2,470,705)
281	Accumulated Deferred Income Tax		0	0
	<b>Total Deferred Credits</b>		<b>\$3,526,110</b>	<b>\$3,260,269</b>
	<b>Total Liabilities</b>		<b>\$4,762,960</b>	<b>\$4,392,998</b>
	<b>Capital Accounts</b>			
201	Common Stock Issued		\$0	\$0
211	Other Paid-In Capital		3,939,293	4,002,293
215	Retained Earnings		(315,058)	(159,965)
218	Proprietary Capital (Sole Props and Partnerships)		0	0
	<b>Total Capital</b>		<b>\$3,624,235</b>	<b>\$3,842,328</b>
	<b>Total Liabilities and Capital</b>		<b>\$8,387,195</b>	<b>\$8,235,326</b>

**Instructions:** Fill out the Grey Cells with the relevent information. Input 0 or none if there is nothing recorded in that account or there is no applicable information to report.

**Note:** Total liabilities and Capital must match total assets for the beginning and end of the year!

Doney Park Water  
 Annual Report  
 Water Comparative Income Statement  
 12/31/16

Water Comparative Income Statement			
Account No.	Calendar Year	Current Year	Last Year
		01/01/2016 - 12/31/2016	01/01/2015 - 12/31/2015
	<b>Operating Revenue</b>		
461	Metered Water Revenue	\$2,352,976	\$2,336,473
460	Unmetered Water Revenue	0	0
462	Fire Protection Revenue	0	0
469	Guaranteed Revenues (Surcharges)	0	0
471	Miscellaneous Service Revenues	0	0
474	Other Water Revenue	26,463	27,028
	<b>Total Revenues</b>	<b>\$2,379,438</b>	<b>\$2,363,501</b>
	<b>Operating Expenses</b>		
601	Salaries and Wages	\$834,028	\$829,739
604	Employee Pensions and Benefits	63,603	0
610	Purchased Water	0	0
615	Purchased Power	325,758	349,088
618	Chemicals	0	0
620	Materials and Supplies	129,103	94,441
620.1	Repairs and Maintenance	17,080	61,788
620.2	Office Supplies and Expense	6,908	0
630	Contractual Services	47,214	56,794
631	Contractual Services - Engineering	0	0
632	Contractual Services - Accounting	12,000	0
633	Contractual Services - Legal	2,961	0
634	Contractual Services - Management Fees	0	0
635	Contractual Services - Water Testing	2,780	4,780
636	Contractual Services - Other	0	0
635	Water Testing	0	0
640	Rents	0	0
641	Rental of Building/Real Property	0	0
642	Rental of Equipment	0	0
650	Transportation Expenses	21,605	25,323
657	Insurance - General Liability	49,809	55,861
657.1	Insurance - Health and Life	124,710	174,980
665	Regulatory Commission Expense - Rate	5,205	5,339
675	Miscellaneous Expense	6,628	4,194
403	Depreciation Expense (From Schedule AR4)	383,876	413,170
408	Taxes Other Than Income	72,052	68,245
408.11	Property Taxes	92,678	87,164
409	Income Taxes	0	0
	<b>Total Operating Expenses</b>	<b>2,197,998</b>	<b>\$2,230,906</b>
	<b>Operating Income / (Loss)</b>	<b>181,440</b>	<b>\$132,595</b>
	<b>Other Income / (Expense)</b>		
419	Interest and Dividend Income	\$1,859	\$1,554
421	Non-Utility Income	7,079	22,104
426	Miscellaneous Non-Utility (Expense)	0	0
427	Interest (Expense)	(35,285)	(40,356)
	<b>Total Other Income / (Expense)</b>	<b>(\$26,347)</b>	<b>(\$16,698)</b>
	<b>Net Income / (Loss)</b>	<b>155,093</b>	<b>\$115,897</b>

**Instructions:** Fill out the Grey Cells with the relevant information. Input 0 or none if there is nothing recorded in that account or there is no applicable information to report.

Doney Park Water  
 Annual Report  
 Supplemental Financial Data (Long-Term Debt)  
 12/31/16

Supplemental Financial Data (Long-Term Debt)				
	Loan #1	Loan #2	Loan #3	Loan #4
Date Issued	4/4/2007	none	none	none
Source of Loan	Wells Fargo	none	none	none
ACC Decision No.	69385	none	none	none
Reason for Loan	New Well	none	none	none
Dollar Amt. Issued	\$1,500,000	none	none	none
Amount Outstanding	\$662,225	none	none	none
Date of Maturity	4/1/2022	none	none	none
Interest Rate	4.90%	none	none	none
Current Year Interest	\$35,285	none	none	none
Current Year Principal	\$106,064	none	none	none

Meter Deposit Balance at Test Year End:	\$0
---	-----

Meter Deposits Refunded During the Test Year:	\$0
---	-----

*List all bonds, notes, loans, and other types of indebtedness in which the proceeds were used in the provision of public utility service. Indebtedness incurred for personal uses by the owner of the utility should not be listed. Input 0 or none if there is nothing to report for that cell.*



**Water Utility Plant Description**

Name of the System: DONEY PARK WATER  
 ADEQ Public Water System Number: 3005

WELLS								
ADWR ID No *	Pump Horsepower	Pump Yield (gpm)	Casing Depth (feet)	Casing Diameter (inches)	Pump Motor Type **	Meter Size (inches)	Year Drilled	Arsenic Level (mg/L)
55-618153	50	40	1,306	6	Submersible	2	before 1970	<0.001
55-618152	Out of service	0	0	8	Submersible	1	1,967	offline
55-618150	100	125	1,559	6	Submersible	4	1,971	<0.002
55-618151	50	62	1664+	6	Submersible	3	1,973	<0.001
55-618149	230	250	1,742	6	Submersible	4	1,971	.0016
55-520097	400	520	1785+	8	Submersible	4	1,988	.0013
55-618148	228	175	1731+	6	Submersible	4	1,976	<0.001
55-214155	338	490	1,910	12	Submersible	6	2,007	.0010

OTHER WATER SOURCES		
Name or Description	Capacity (gpm)	Gallons Purchased or Obtained (in thousands)
none	0	0
none	0	0

BOOSTER PUMPS		
Horsepower	GPM	Quantity
1.5	30 each	2
5	40 each	2
7.5	40 each	2
10	180 each	6

FIRE HYDRANTS	
Type	Quantity
Standard ***	187 (6")
Other	13 (2")

STORAGE TANKS		
Capacity	Material	Quantity
19,900	Steel	7
20,300	Steel	1
28,400	Steel	1

PRESSURE/BLADDER TANKS	
Capacity	Quantity
3,000	3
5,000	2
none	0

**Instructions:** Fill out the Grey Cells with the relevant information. Input 0 or none if there is nothing recorded in that account or there is no applicable information to report. Copy and paste this sheet as many times as is necessary.

\* Arizona Department of Water Resources ("ADWR") well identification number. For example 55-XXXXXX.

\*\* Pump motor type, turbine or submersible.

\*\*\* A standard fire hydrant has two 2.5 inch hose connection nozzles with 7.5 threads per inch, and one 4.5 inch pumper connection nozzle with 4 threads per inch.

Water Utility Plant Description (Continued)				
MAINS			CUSTOMER METERS	
Sizes (inches)	Material	Length (feet)	Size (inches)	Quantity
2	PVC	61,790	5/8 X 3/4	3,429
3	PVC	14,850	3/4	0
4	PVC	195,863	1	11
5	None	0	1 1/2	3
6	PVC	317,222	Compound 2	0
8	PVC	85,469	Turbine 2	6
10	None	0	Compound 3	0
12	None	0	Turbine 3	0
Less than 2"	PVC	33,461	Compound 4	0
None	None	0	Turbine 5	0
None	None	0	Compound 6	0
None	None	0	Turbine 6	0
None	None	0	6+	0

For the following three items, list the utility owned assets in each category for each system.

<b>TREATMENT EQUIPMENT:</b>	13 vehicles; 4 equipment trailers; 1 dumptruck; 1 John Deere backhoe; 1 bobcat mini-excavator & skidsteer with attachments (trencher, trench compactor, snowplow, brush hog)
-----------------------------	--

<b>STRUCTURES:</b>	7 well houses (fenced); 12 booster buildings (1 fenced); 4 fenced lots (held for future use); 9 PRV pits; 1 standpipe (unused & disassembled); 1 chlorination building (unused & empty)
--------------------	---

<b>OTHER:</b>	Hand tools for 9 employees; 1 gas welder; 3 air compressors; 1 GPR; 2 line locators; 1 power mole; 1 sonic leak detector; 1 travel vac; 1 metal detector; 5 sub pumps; 1 high pressure pump; 2 compactors; misc equip: Megohmmeter, chlorinator, turbid meter, colorimeter; 2 portable generators; 1 water trailer; 1 towable cement mixer; shop tools (drill press, bench grinder, work bench & vise); 2 gas powered H2O pumps; 20 ton hydraulic press, hydraulic trench shoring; 1 plasma cutter; 1 MIG welder; continued
---------------	---

**Instructions:** Fill out the Grey Cells with the relevant information. Input 0 or none if there is nothing recorded in that account or there is no applicable information to report. Copy and paste this sheet as many times as is necessary.

Water Utility Plant Description	
Name of the System:	DONEY PARK WATER
ADEQ Public Water System Number:	3005

WELLS								
ADWR ID No *	Pump Horsepower	Pump Yield (gpm)	Casing Depth (feet)	Casing Diameter (inches)	Pump Motor Type **	Meter Size (inches)	Year Drilled	Arsenic Level (mg/L)
none	0	0	0	0	none	0	0	0
none	0	0	0	0	none	0	0	0
none	0	0	0	0	none	0	0	0
none	0	0	0	0	none	0	0	0
none	0	0	0	0	none	0	0	0
none	0	0	0	0	none	0	0	0
none	0	0	0	0	none	0	0	0
none	0	0	0	0	none	0	0	0
none	0	0	0	0	none	0	0	0
none	0	0	0	0	none	0	0	0
none	0	0	0	0	none	0	0	0
none	0	0	0	0	none	0	0	0
none	0	0	0	0	none	0	0	0
none	0	0	0	0	none	0	0	0
none	0	0	0	0	none	0	0	0

OTHER WATER SOURCES		
Name or Description	Capacity (gpm)	Gallons Purchased or Obtained (in thousands)
none	0	0
none	0	0

BOOSTER PUMPS		
Horsepower	GPM	Quantity
15	220 each	6
20	300 each	9
25	300 each	8
40	325 each	5

FIRE HYDRANTS	
Type	Quantity
Standard ***	0
Other	0

STORAGE TANKS		
Capacity	Material	Quantity
81,200	Steel	1
423,000	Steel	3
88,000	Steel	2

PRESSURE/BLADDER TANKS	
Capacity	Quantity
0	0
0	0
0	0

**Instructions:** Fill out the Grey Cells with the relevant information. Input 0 or none if there is nothing recorded in that account or there is no applicable information to report. Copy and paste this sheet as many times as is necessary.

\* Arizona Department of Water Resources ("ADWR") well identification number. For example 55-XXXXXXX.

\*\* Pump motor type, turbine or submersible.

\*\*\* A standard fire hydrant has two 2.5 inch hose connection nozzles with 7.5 threads per inch, and one 4.5 inch pumper connection nozzle with 4 threads per inch.

*Continued*

Water Utility Plant Description (Continued)				
MAINS			CUSTOMER METERS	
Sizes (inches)	Material	Length (feet)	Size (inches)	Quantity
2	none	0	5/8 X 3/4	0
3	none	0	3/4	0
4	none	0	1	0
5	none	0	1 1/2	0
6	none	0	Compound 2	0
8	none	0	Turbine 2	0
10	none	0	Compound 3	0
12	none	0	Turbine 3	0
none	none	0	Compound 4	0
none	none	0	Turbine 5	0
none	none	0	Compound 6	0
none	none	0	Turbine 6	0
none	none	0	6+	0

For the following three items, list the utility owned assets in each category for each system.

<b>TREATMENT EQUIPMENT:</b>	See previous page
-----------------------------	-------------------

<b>STRUCTURES:</b>	See previous page
--------------------	-------------------

<b>OTHER:</b>	continued from previous page: snow blower; DR mower; snow plow for 1998 GMC
---------------	---

**Instructions:** Fill out the Grey Cells with the relevant information. Input 0 or none if there is nothing recorded in that account or there is no applicable information to report. Copy and paste this sheet as many times as is necessary.

*continued*

Doney Park Water  
 Annual Report  
 Water Utility Plant Description  
 12/31/16

**Water Utility Plant Description**

Name of the System: DONEY PARK WATER  
 ADEQ Public Water System Number: 3005

WELLS								
ADWR ID No *	Pump Horsepower	Pump Yield (gpm)	Casing Depth (feet)	Casing Diameter (inches)	Pump Motor Type **	Meter Size (inches)	Year Drilled	Arsenic Level (mg/L)
none	0	0	0	0	none	0	0	0
none	0	0	0	0	none	0	0	0
none	0	0	0	0	none	0	0	0
none	0	0	0	0	none	0	0	0
none	0	0	0	0	none	0	0	0
none	0	0	0	0	none	0	0	0
none	0	0	0	0	none	0	0	0
none	0	0	0	0	none	0	0	0
none	0	0	0	0	none	0	0	0
none	0	0	0	0	none	0	0	0
none	0	0	0	0	none	0	0	0
none	0	0	0	0	none	0	0	0
none	0	0	0	0	none	0	0	0
none	0	0	0	0	none	0	0	0
none	0	0	0	0	none	0	0	0

OTHER WATER SOURCES		
Name or Description	Capacity (gpm)	Gallons Purchased or Obtained (in thousands)
none	0	0
none	0	0

BOOSTER PUMPS		
Horsepower	GPM	Quantity
0	0	0
0	0	0
0	0	0
0	0	0

FIRE HYDRANTS	
Type	Quantity
Standard ***	0
Other	0

STORAGE TANKS		
Capacity	Material	Quantity
105,700	Steel	2
160,800	Steel	1
508,000	Steel	2

PRESSURE/BLADDER TANKS	
Capacity	Quantity
0	0
0	0
0	0

**Instructions:** Fill out the Grey Cells with the relevant information. Input 0 or none if there is nothing recorded in that account or there is no applicable information to report. Copy and paste this sheet as many times as is necessary.

\* Arizona Department of Water Resources ("ADWR") well identification number. For example 55-XXXXXX.  
 \*\* Pump motor type, turbine or submersible.

\*\*\* A standard fire hydrant has two 2.5 inch hose connection nozzles with 7.5 threads per inch, and one 4.5 inch pumper connection nozzle with 4 threads per inch.

*Continued*

Doney Park Water  
 Annual Report  
 Water Utility Plant Description  
 12/31/16

**Water Utility Plant Description**

Name of the System: DONEY PARK WATER  
 ADEQ Public Water System Number: 3005

WELLS								
ADWR ID No *	Pump Horsepower	Pump Yield (gpm)	Casing Depth (feet)	Casing Diameter (inches)	Pump Motor Type **	Meter Size (inches)	Year Drilled	Arsenic Level (mg/L)
none	0	0	0	0	none	0	0	0
none	0	0	0	0	none	0	0	0
none	0	0	0	0	none	0	0	0
none	0	0	0	0	none	0	0	0
none	0	0	0	0	none	0	0	0
none	0	0	0	0	none	0	0	0
none	0	0	0	0	none	0	0	0
none	0	0	0	0	none	0	0	0
none	0	0	0	0	none	0	0	0
none	0	0	0	0	none	0	0	0
none	0	0	0	0	none	0	0	0
none	0	0	0	0	none	0	0	0
none	0	0	0	0	none	0	0	0
none	0	0	0	0	none	0	0	0
none	0	0	0	0	none	0	0	0

OTHER WATER SOURCES		
Name or Description	Capacity (gpm)	Gallons Purchased or Obtained (in thousands)
none	0	0
none	0	0

BOOSTER PUMPS		
Horsepower	GPM	Quantity
0	none	0
0	none	0
0	none	0
0	none	0

FIRE HYDRANTS	
Type	Quantity
Standard ***	0
Other	0

STORAGE TANKS		
Capacity	Material	Quantity
2,000,000	Steel	1
none	none	0
none	none	0

PRESSURE/BLADDER TANKS	
Capacity	Quantity
0	0
0	0
0	0

**Instructions:** Fill out the Grey Cells with the relevant information. Input 0 or none if there is nothing recorded in that account or there is no applicable information to report. Copy and paste this sheet as many times as is necessary.

\* Arizona Department of Water Resources ("ADWR") well identification number. For example 55-XXXXXX.

\*\* Pump motor type, turbine or submersible.

\*\*\* A standard fire hydrant has two 2.5 inch hose connection nozzles with 7.5 threads per inch, and one 4.5 inch pumper connection nozzle with 4 threads per inch.

*continued*

Doney Park Water  
 Annual Report  
 Water Use Data Sheet  
 12/31/16

Water Use Data Sheet					
Name of the System:		DONEY PARK WATER			
ADEO Public Water System Number:		3005			
Month	Number of Customers	Gallons Sold (thousands) <sup>1</sup>	Gallons Pumped (thousands) <sup>2</sup>	Gallons Purchased (thousands) <sup>3</sup>	Estimated Gallons Authorized Use (thousands) <sup>4</sup>
January	3,426	14,262	14,865	0	14,865
February	3,429	13,789	14,076	0	14,076
March	3,430	13,664	15,574	0	15,574
April	3,433	15,456	16,205	0	16,205
May	3,435	16,919	20,395	0	20,395
June	3,437	23,002	28,185	0	28,099
July	3,440	20,883	25,253	0	25,253
August	3,442	23,437	20,979	0	20,979
September	3,444	20,354	20,413	0	20,413
October	3,444	20,742	17,866	0	17,837
November	3,446	15,110	15,668	0	15,668
December	3,449	12,586	15,569	0	15,569
<b>Totals</b>		<b>210,204</b>	<b>225,048</b>	<b>0</b>	<b>224,933</b>

If the system has fire hydrants, what is the fire flow requirements?  GPM for  hrs.

Does the system have chlorination treatment?

Is the Water Utility located in an ADWR Active Management Area (AMA)?   
 If yes, which AMA?

Does the Company have an ADWR Gallons Per Capita Per Day (GPCPD) requirement?   
 If yes, provide the GPCPD amount:

**If applicable, in the space below please provide a description for all un-metered water use along with amounts:**  
 none

**Instructions:** Fill out the Grey Cells with the relevant information. Input 0 or none if there is nothing recorded in that account or there is no applicable information to report.

- 1 Gallons sold - Total gallons from customer meters.
- 2 Gallons pumped - Total gallons from pumped sources.
- 3 Gallons purchased - Total gallons purchased from other sources.
- 4 Estimated gallons authorized use - Total estimated gallons from authorized metered or unmetered use. Authorized use such as flushing (mains, services and hydrants) draining/cleaning tanks, process, construction, fire fighting, etc.

Doney Park Water  
 Annual Report  
 Utility Shutoffs / Disconnects  
 12/31/16

ADEQ System No. :	3005
-------------------	------

Utility Shutoffs / Disconnects			
Month	Termination without Notice R14-2-410.B	Termination with Notice R14-2-410.C	Other
January	0	9	0
February	0	4	0
March	0	8	0
April	0	12	0
May	0	11	0
June	0	10	0
July	0	4	0
August	0	12	0
September	0	11	0
October	0	12	0
November	0	16	0
December	0	8	0
<b>Total</b>	<b>0</b>	<b>117</b>	<b>0</b>

Other (description):

none
------

<b>Instructions:</b> Fill out the Grey Cells with the relevant information. Input 0 or none if there is nothing recorded in that account or there is no applicable information to report.
---



Doney Park Water  
Annual Report  
Property Taxes  
12/31/16

Property Taxes	
----------------	--

Amount of actual property taxes paid during Calendar Year 2015 was	\$89,919
--	----------

If no property taxes paid, explain why.

n/a

**Instructions:** Fill out the Grey Cells with the relevant information. Input 0 or none if there is nothing recorded in that account or there is no applicable information to report.

Doney Park Water  
Annual Report  
Verification and Statement (Taxes)  
12/31/16

RECEIVED  
APR 14 2017  
ARIZONA CORP COMMISSION  
UTILITIES DIVISION - DIRECTOR'S OFFICE

Verification and Statement (Taxes)

Verification: State of Arizona I, the undersigned of the  
(state name)

County of (county name): Coconino  
Name (owner or official) title: Jim Timney, President  
Company name: Doney Park Water

DO SAY THAT THIS ANNUAL UTILITY PROPERTY TAX AND SALES TAX REPORT TO THE ARIZONA CORPORATION COMMISSION.

FOR THE YEAR ENDING: 12/31/16

HAS BEEN PREPARED UNDER MY DIRECTION, FROM THE ORIGINAL BOOKS, PAPERS AND RECORDS OF SAID UTILITY; THAT I HAVE CAREFULLY EXAMINED THE SAME, AND DECLARE THE SAME TO BE A COMPLETE AND CORRECT STATEMENT OF BUSINESS AND AFFAIRS OF SAID UTILITY FOR THE PERIOD COVERED BY THIS REPORT IN RESPECT TO EACH AND EVERY MATTER AND THING SET FORTH, TO THE BEST OF MY KNOWLEDGE, INFORMATION AND BELIEF.

Sworn Statement: I HEREBY ATTEST THAT ALL PROPERTY TAXES FOR SAID COMPANY ARE CURRENT AND PAID IN FULL.


I HEREBY ATTEST THAT ALL SALES TAXES FOR SAID COMPANY ARE CURRENT AND PAID IN FULL

James W. Timney  
signature of owner/official  
928-526-1080  
telephone no.

SUBSCRIBED AND SWORN TO BEFORE ME A NOTARY PUBLIC  
IN AND FOR THE COUNTY

THIS 12th DAY OF Coconino  
April 2017  
(month) and (year)

MY COMMISSION EXPIRES 5-24-19  
(date)



Melissa Oates  
(signature of notary public)

Verification and Statement

Verification:

State of Arizona I, the undersigned of the  
(state name)  
County of (county name): Coconino  
Name (owner or official) title: Jim Timney, President  
Company name: Doney Park Water

RECEIVED  
APR 14 2017  
ARIZONA CORP COMMISSION  
UTILITIES DIVISION - DIRECTOR'S OFFICE

DO SAY THAT THIS ANNUAL UTILITY PROPERTY TAX AND SALES TAX REPORT TO THE ARIZONA CORPORATION COMMISSION.

FOR THE YEAR ENDING: 12/31/16

HAS BEEN PREPARED UNDER MY DIRECTION, FROM THE ORIGINAL BOOKS, PAPERS AND RECORDS OF SAID UTILITY; THAT I HAVE CAREFULLY EXAMINED THE SAME, AND DECLARE THE SAME TO BE A COMPLETE AND CORRECT STATEMENT OF BUSINESS AND AFFAIRS OF SAID UTILITY FOR THE PERIOD COVERED BY THIS REPORT IN RESPECT TO EACH AND EVERY MATTER AND THING SET FORTH, TO THE BEST OF MY KNOWLEDGE, INFORMATION AND BELIEF.

Sworn Statement: IN ACCORDANCE WITH THE REQUIREMENTS OF TITLE 40, ARTICLE 8, SECTION 40-401, ARIZONA REVISED STATUTES, IT IS HEREIN REPORTED THAT THE GROSS OPERATING REVENUE OF SAID UTILITY DERIVED FROM ARIZONA INTRASTATE UTILITY OPERATIONS DURING THE CALENDAR YEAR WAS:

Arizona Intrastate Gross Operating Revenues Only (\$)  
\$2,544,596  
(The amount in the box above includes  
\$165,158 in sales taxes  
billed or collected)


James W. Timney  
signature of owner/official

928-526-1080  
telephone no.

SUBSCRIBED AND SWORN TO BEFORE ME A NOTARY PUBLIC  
IN AND FOR THE COUNTY

THIS 12th DAY OF Coconino  
April 2017  
(month) and (year)

MY COMMISSION EXPIRES 5-24-19  
(date)

  
Melissa Oates  
Notary Public  
Coconino County, Arizona  
My Comm. Expires 05-24-19

Melissa Oates  
(signature of notary public)

RECEIVED

APR 14 2017

ARIZONA CORP COMMISSION  
UTILITIES DIVISION - DIRECTOR'S OFFICE

Verification and Statement (Residential Revenue)

Verification:

State of Arizona I, the undersigned of the  
(state name)

County of (county name): Coconino  
Name (owner or official) title: Jim Timney, President  
Company name: Doney Park Water

DO SAY THAT THIS ANNUAL UTILITY PROPERTY TAX AND SALES TAX REPORT TO THE ARIZONA CORPORATION COMMISSION.

FOR THE YEAR ENDING: 12/31/16

HAS BEEN PREPARED UNDER MY DIRECTION, FROM THE ORIGINAL BOOKS, PAPERS AND RECORDS OF SAID UTILITY; THAT I HAVE CAREFULLY EXAMINED THE SAME, AND DECLARE THE SAME TO BE A COMPLETE AND CORRECT STATEMENT OF BUSINESS AND AFFAIRS OF SAID UTILITY FOR THE PERIOD COVERED BY THIS REPORT IN RESPECT TO EACH AND EVERY MATTER AND THING SET FORTH, TO THE BEST OF MY KNOWLEDGE, INFORMATION AND BELIEF.

Sworn Statement: IN ACCORDANCE WITH THE REQUIREMENTS OF TITLE 40, ARTICLE 8, SECTION 40-401, ARIZONA REVISED STATUTES, IT IS HEREIN REPORTED THAT THE GROSS OPERATING REVENUE OF SAID UTILITY DERIVED FROM ARIZONA INTRASTATE UTILITY OPERATIONS RECEIVED FROM RESIDENTIAL CUSTOMERS DURING THE CALENDAR YEAR WAS:

Arizona Intrastate Gross Operating Revenues Only (\$)

\$2,359,285

(The amount in the box above includes

\$152,283 in sales taxes  
billed or collected)

James W. Timney  
signature of owner/official

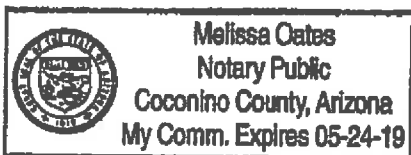
928-526-1080  
telephone no.

SUBSCRIBED AND SWORN TO BEFORE ME A NOTARY PUBLIC  
IN AND FOR THE COUNTY

COCONINO  
(county name)

THIS 12th DAY OF April 2017  
(month) and (year)

MY COMMISSION EXPIRES 5-24-19  
(date)



Melissa Oates  
(signature of notary public)