

ANNUAL REPORT

Of

Company Name:
5290 E. Northgate Loop

Mailing Address: Flagstaff AZ
86004

Docket No.: W-01416A
For the Year Ended:

RECEIVED
APR 16 2018
ARIZONA CORP COMMISSION
UTILITIES DIVISION - DIRECTOR'S OFFICE

WATER UTILITY

To

Arizona Corporation Commission

Due on April 15th

Email: rdelafuente@azcc.gov, mail or deliver the completed Annual Report to:

Arizona Corporation Commission
Compliance Section - Utilities Division
1200 West Washington Street
Phoenix, Arizona 85007

Application Type:
Application Date:

4-17-18

ARIZONA CORPORATION COMMISSION
WATER UTILITY ANNUAL REPORT

Doney Park Water

A Class Utility

1. For the Calendar Year Ended: 12/31/17

2. Address:

5290 E Northgate Loop			
City:	Flagstaff	State:	Arizona
Zip Code:	86004		

3. Telephone Number: 928-526-1080

4. Date of Original Organization of Utility: 1/1/1936

5. Person to whom correspondence should be addressed concerning this report:

Name: Tammi Linville
Telephone No. : 928-526-1080
Address:

5290 E Northgate Loop			
City:	Flagstaff	State:	Arizona
Zip Code:	86004		

Email: Tammi@doneyparkwater.com

6. On-Site Manager:

Name: Bill Linville
Telephone No. : 928-526-1080
Address:

5290 E Northgate Loop			
City:	Flagstaff	State:	Arizona
Zip Code:	86004		

Email: BJLinville@doneyparkwater.com

7. Ownership: Association--Cooperative

8. Counties Served: Coconino

Utility Plant in Service (Water)							
Account No.	Description	Beginning Year Original Cost	Current Year Additions	Current Year Retirements	Adjusted Original Cost	Accumulated Depreciation	OCI.D (OC less AD)
301	Organization	\$1,350	\$0	\$0	\$1,350	\$0	\$1,350
302	Franchises	0	0	0	0	0	0
303	Land and Land Rights	151,653	0	0	151,653	0	151,653
304	Structures and Improvements	1,593,387	0	0	1,593,387	1,193,809	399,578
305	Collecting & Improving Reservoirs	0	0	0	0	0	0
306	Lake, River, Canal Intakes	0	0	0	0	0	0
307	Wells and Springs	1,938,289	0	0	1,938,289	1,213,300	724,989
308	Infiltration Galleries	0	0	0	0	0	0
309	Supply Mains	0	0	0	0	0	0
310	Power Generation Equipment	0	0	0	0	0	0
311	Pumping Equipment	1,723,207	294,569	0	2,017,776	1,648,827	368,949
320	Water Treatment Equipment	0	0	0	0	0	0
320.1	Water Treatment Plants	40,391	0	0	40,391	28,806	11,585
320.2	Solution Chemical Feeders	0	0	0	0	0	0
320.3	Point-of-Use Treatment Devices	0	0	0	0	0	0
330	Distribution Reservoirs and Standpipes	0	0	0	0	0	0
330.1	Storage Tanks	2,250,150	0	0	2,250,150	1,665,287	584,863
330.2	Pressure Tanks	0	0	0	0	0	0
331	Transmission and Distribution Mains	7,184,602	668,319	0	7,852,921	5,224,024	2,628,897
333	Services	563,191	30,293	0	593,484	320,715	272,769
334	Meters and Meter Installations	2,292,413	207,573	6,624	2,493,362	1,468,636	1,024,726
335	Hydrants	19,028	0	0	19,028	12,148	6,880
336	Backflow Prevention Devices	0	0	0	0	0	0
339	Other Plant and Misc. Equipment	0	0	0	0	0	0
340	Office Furniture and Equipment	254,848	3,549	0	258,397	215,720	42,677
340.1	Computer & Software	93,264	0	0	93,264	83,983	9,281
341	Transportation Equipment	437,699	0	0	437,699	296,097	141,602
342	Stores Equipment	0	0	0	0	0	0
343	Tools, Shop and Garage Equipment	205,520	0	0	205,520	135,020	70,500
344	Laboratory Equipment	0	0	0	0	0	0
345	Power Operated Equipment	177,812	0	0	177,812	126,454	51,358
346	Communication Equipment	47,030	71,804	0	118,834	52,327	66,507
347	Miscellaneous Equipment	761,871	73,562	0	835,433	573,188	262,245
348	Other Tangible Plant	0	0	0	0	0	0
	Totals	\$19,735,705	\$1,349,669	\$6,624	\$21,078,750	\$14,258,341	\$6,820,409

Instructions: Fill out the Grey Cells with the relevent information. Input 0 or none if there is nothing recorded in that account or there is no applicable information to report.

Doney Park Water
 Annual Report
 Depreciation Expense for the Current Year (Water)
 12/31/17

Depreciation Expense for the Current Year (Water)								
Account No.	Description	Beginning Year Original Cost	Current Year Additions	Current Year Retirements	Adjusted Original Cost	Fully Depreciated/Non-depreciable Plant	Depreciation Percentages	Depreciation Expense
301	Organization	\$1,350	\$0	\$0	\$1,350	\$0	0.00%	\$0
302	Franchises	0	0	0	0	\$0	0.00%	0
303	Land and Land Rights	151,653	0	0	151,653	\$0	0.00%	0
304	Structures and Improvements	1,593,387	0	0	1,593,387	\$0	3.33%	34,294
305	Collecting & Improving Reservoirs	0	0	0	0	\$0	0.00%	0
306	Lake, River, Canal Intakes	0	0	0	0	\$0	0.00%	0
307	Wells and Springs	1,938,289	0	0	1,938,289	\$0	3.33%	39,568
308	Infiltration Galleries	0	0	0	0	\$0	0.00%	0
309	Supply Mains	0	0	0	0	\$0	0.00%	0
310	Power Generation Equipment	0	0	0	0	\$0	0.00%	0
311	Pumping Equipment	1,723,207	294,569	0	2,017,776	\$0	12.50%	110,800
320	Water Treatment Equipment	0	0	0	0	\$0	0.00%	0
320.1	Water Treatment Plants	40,391	0	0	40,391	\$0	3.33%	1,030
320.2	Solution Chemical Feeders	0	0	0	0	\$0	0.00%	0
320.3	Point-of-Use Treatment Devices	0	0	0	0	\$0	0.00%	0
330	Distribution Reservoirs and Standpipes	0	0	0	0	\$0	0.00%	0
330.1	Storage Tanks	2,250,150	0	0	2,250,150	\$0	2.22%	21,974
330.2	Pressure Tanks	0	0	0	0	\$0	0.00%	0
331	Transmission and Distribution Mains	7,184,602	668,319	0	7,852,921	\$0	2.00%	104,216
333	Services	563,191	30,293	0	593,484	\$0	3.33%	19,763
334	Meters and Meter Installations	2,292,413	207,573	6,624	2,493,362	\$0	8.33%	183,542
335	Hydrants	19,028	0	0	19,028	\$0	2.00%	317
336	Backflow Prevention Devices	0	0	0	0	\$0	0.00%	0
339	Other Plant and Misc. Equipment	0	0	0	0	\$0	0.00%	0
340	Office Furniture and Equipment	254,848	3,549	0	258,397	\$0	6.67%	10,818
340.1	Computer & Software	93,264	0	0	93,264	\$0	20.00%	4,438
341	Transportation Equipment	437,699	0	0	437,699	\$0	20.00%	72,638
342	Stores Equipment	0	0	0	0	\$0	0.00%	0
343	Tools, Shop and Garage Equipment	205,520	0	0	205,520	\$0	5.00%	9,407
344	Laboratory Equipment	0	0	0	0	\$0	0.00%	0
345	Power Operated Equipment	177,812	0	0	177,812	\$0	5.00%	8,891
346	Communication Equipment	47,030	71,804	0	118,834	\$0	10.00%	10,014
347	Miscellaneous Equipment	761,871	73,562	0	835,433	\$0	10.00%	64,499
348	Other Tangible Plant	0	0	0	0	\$0	0.00%	0
	Subtotal	\$19,735,705	\$1,349,669	\$6,624	\$21,078,750	\$0		\$696,209

Contribution(s) in Aid of Construction (Gross) \$5,641,352
 Less: Non Amortizable Contribution(s) 0
 Fully Amortized Contribution(s) 0
 Amortizable Contribution(s) \$5,641,352
 Times: Proposed Amortization Rate 5.00%
Amortization of CIAC \$282,068

Less: Amortization of CIAC

DEPRECIATION EXPENSE

Instructions: Fill out the Grey Cells with the relevant information. Input 0 or none if there is nothing recorded in that account or there is no applicable information to report.

Doney Park Water
 Annual Report
 Balance Sheet Assets
 12/31/17

Balance Sheet Assets				
	Assets		Balance at Beginning of Year (2017)	Balance at End of Year (2017)
Account No.	Current and Accrued Assets			
131	Cash		\$137,433	\$270,074
134	Working Funds		0	
135	Temporary Cash Investments		551,118	552,198
141	Customer Accounts Receivable		191,800	222,125
146	Notes Receivable from Associated Companies		0	
151	Plant Material and Supplies		133,252	116,464
162	Prepayments		53,056	53,378
174	Miscellaneous Current and Accrued Assets		5,604	2,816
	Total Current and Accrued Assets		\$1,072,263	\$1,217,056
Account No.	Fixed Assets			
101	Utility Plant in Service*		\$19,735,705	\$21,078,750
103	Property Held for Future Use			
105	Construction Work in Progress		996,114	847,870
108	Accumulated Depreciation (enter as negative)*		(13,568,756)	(14,258,341)
121	Non-Utility Property			
122	Accumulated Depreciation - Non Utility			
	Total Fixed Assets		\$7,163,063	\$7,668,279
	Total Assets		\$8,235,326	\$8,885,335

Instructions: Fill out the Grey Cells with the relevant information. Input 0 or none if there is nothing recorded in that account or there is no applicable information to report.

*Note these items feed automatically from AR3 UPIS Page 3

Doney Park Water
Annual Report
Balance Sheet Liabilities and Owners Equity

Balance Sheet Liabilities and Owners Equity				
	Liabilities		Balance at Beginning of Year (2017)	Balance at End of Year (2017)
Account No.	Current Liabilities			
231	Accounts Payable		\$38,127	\$53,669
232	Notes Payable (Current Portion)		111,380	116,962
234	Notes Payable to Associated Companies		0	
235	Customer Deposits		167,889	166,806
236	Accrued Taxes		57,220	58,191
237	Accrued Interest		0	
242	Miscellaneous Current and Accrued Liabilities		207,268	214,160
	Total Current Liabilities		\$581,884	\$609,788
	Long Term Debt			
224	Long Term Debt (Notes and Bonds)		\$550,845	\$433,884
	Deferred Credits			
251	Unamortized Premium on Debt		\$0	
252	Advances in Aid of Construction		186,781	759,824
255	Accumulated Deferred Investment Tax Credits		0	
271	Contributions in Aid of Construction		5,544,193	5,738,510
272	Less: Amortization of Contributions		(2,470,705)	(2,752,773)
281	Accumulated Deferred Income Tax		0	
	Total Deferred Credits		\$3,260,269	\$3,745,561
	Total Liabilities		\$4,392,998	\$4,789,232
	Capital Accounts			
201	Common Stock Issued		\$0	
211	Other Paid-In Capital		4,002,293	4,084,993
215	Retained Earnings		(159,965)	11,110
218	Proprietary Capital (Sole Props and Partnerships)		0	
	Total Capital		\$3,842,328	\$4,096,103
	Total Liabilities and Capital		\$8,235,326	\$8,885,335

Instructions: Fill out the Grey Cells with the relevant information. Input 0 or none if there is nothing recorded in that account or there is no applicable information to report.

Note: Total liabilities and Capital must match total assets for the beginning and end of the year!

Doney Park Water
Annual Report
Water Comparative Income Statement
12/31/17

Water Comparative Income Statement			
Account No.	Calendar Year	Current Year 01/01/2017 - 12/31/2017	Last Year 01/01/2016 - 12/31/2016
	Operating Revenue		
461	Metered Water Revenue	\$2,434,366	\$2,352,976
460	Unmetered Water Revenue		0
462	Fire Protection Revenue		0
469	Guaranteed Revenues (Surcharges)		0
471	Miscellaneous Service Revenues		0
474	Other Water Revenue	25,464	26,463
	Total Revenues	\$2,459,830	\$2,379,438
	Operating Expenses		
601	Salaries and Wages	\$885,903	\$834,028
604	Employee Pensions and Benefits	59,067	63,603
610	Purchased Water		0
615	Purchased Power	336,366	325,758
618	Chemicals		0
620	Materials and Supplies	98,078	129,103
620.1	Repairs and Maintenance	58,034	17,080
620.2	Office Supplies and Expense	3,796	6,908
630	Contractual Services	39,828	47,214
631	Contractual Services -Engineering		0
632	Contractual Services - Accounting	12,250	12,000
633	Contractual Services - Legal	(2,247)	2,961
634	Contractual Services - Management Fees		0
635	Contractual Services - Water Testing	3,280	2,780
636	Contractual Services - Other		0
640	Rents		0
641	Rental of Building/Real Property		0
642	Rental of Equipment		0
650	Transportation Expenses	24,364	0
657	Insurance - General Liability	51,495	21,605
657.1	Insurance - Health and Life	106,041	49,809
665	Regulatory Commission Expense - Rate	5,715	124,710
670	Bad Debt Expense	1,229	5,205
675	Miscellaneous Expense	2,867	6,628
403	Depreciation Expense (From Schedule AR4)	414,141	652,621
408	Taxes Other Than Income	71,291	72,052
408.11	Property Taxes	90,467	92,678
409	Income Taxes		0
427.1	Customer Security Deposit Interest	1,668	
	Total Operating Expenses	\$2,263,631	\$2,466,743
	Operating Income / (Loss)	\$196,199	(\$87,305)
	Other Income / (Expense)		
419	Interest and Dividend Income	\$1,423	\$1,859
421	Non-Utility Income	3,423	7,079
426	Miscellaneous Non-Utility (Expense)		0
427	Interest (Expense)	(29,970)	(35,285)
	Total Other Income / (Expense)	(\$25,124)	(\$26,347)
	Net Income / (Loss)	\$171,075	(\$113,652)

Instructions: Fill out the Grey Cells with the relevent information. Input 0 or none if there is nothing recorded in that account or there is no applicable information to report.

Doney Park Water
 Annual Report
 Supplemental Financial Data (Long-Term Debt)
 12/31/17

Supplemental Financial Data (Long-Term Debt)				
	Loan #1	Loan #2	Loan #3	Loan #4
Date Issued	4/4/2007	N/A	N/A	N/A
Source of Loan	Wells Fargo	N/A	N/A	N/A
ACC Decision No.	69385	N/A	N/A	N/A
Reason for Loan	New Well	N/A	N/A	N/A
Dollar Amt. Issued	\$1,500,000	N/A	N/A	N/A
Amount Outstanding	\$550,845	N/A	N/A	N/A
Date of Maturity	4/1/2022	N/A	N/A	N/A
Interest Rate	4.90%	N/A	N/A	N/A
Current Year Interest	\$29,970	N/A	N/A	N/A
Current Year Principal	\$111,380	N/A	N/A	N/A

Meter Deposit Balance at Test Year End:	\$0
---	-----

Meter Deposits Refunded During the Test Year:	\$0
---	-----

List all bonds, notes, loans, and other types of indebtedness in which the proceeds were used in the provision of public utility service. Indebtedness incurred for personal uses by the owner of the utility should not be listed. Input 0 or none if there is nothing to report for that cell.

Water Utility Plant Description

Name of the System: DONEY PARK WATER
 ADEQ Public Water System Number: 3005

WELLS

ADWR ID No *	Pump Horsepower	Pump Yield (gpm)	Casing Depth (feet)	Casing Diameter (inches)	Pump Motor Type **	Meter Size (inches)	Year Drilled	Arsenic Level (mg/L)
55-618153	50	40	1,306	6	Submersible	2	before 1970	<0.001
55-618152	Out of service	0	0	8	Submersible	1	1,967	offline
55-618150	100	125	1,559	6	Submersible	4	1,971	.0024
55-618151	50	62	1664+	6	Submersible	3	1,973	<0.001
55-618149	225	250	1,742	6	Submersible	4	1,971	.0016
55-520097	400	520	1785+	8	Submersible	4	1,988	.0013
55-618148	228	175	1731+	6	Submersible	4	1,976	<0.001
55-214155	340	490	1,910	12	Submersible	6	2,007	.0010
none	0	0	0	0	none	0	0	0
none	0	0	0	0	none	0	0	0
none	0	0	0	0	none	0	0	0
none	0	0	0	0	none	0	0	0
none	0	0	0	0	none	0	0	0
none	0	0	0	0	none	0	0	0
none	0	0	0	0	none	0	0	0
none	0	0	0	0	none	0	0	0

OTHER WATER SOURCES

Name or Description	Capacity (gpm)	Gallons Purchased or Obtained (in thousands)
none	0	0
none	0	0

BOOSTER PUMPS

Horsepower	GPM	Quantity
1.5	30 each	2
5	40 each	2
7.5	40 each	2
10	180 each	6

FIRE HYDRANTS

Type	Quantity
Standard ***	190 (6")
Other	12 (2")

STORAGE TANKS

Capacity	Material	Quantity
19,900	Steel	7
20,300	Steel	1
28,400	Steel	1

**PRESSURE/BLADDER
TANKS**

Capacity	Quantity
3,000	3
5,000	2
0	0

Instructions: Fill out the Grey Cells with the relevant information. Input 0 or none if there is nothing recorded in that account or there is no applicable information to report. Copy and paste this sheet as many times as is necessary.

* Arizona Department of Water Resources ("ADWR") well identification number. For example 55-XXXXXX.

** Pump motor type, turbine or submersible.

*** A standard fire hydrant has two 2.5 inch hose connection nozzles with 7.5 threads per inch, and one 4.5 inch pumper connection nozzle with 4 threads per inch.

Water Utility Plant Description (Continued)			CUSTOMER METERS	
MAINS			Size (inches)	Quantity
Sizes (inches)	Material	Length (feet)		
2.00	PVC	61,790	5/8 X 3/4	3,463
3.00	PVC	14,850	1	12
4.00	PVC	195,863	1.5	3
6.00	PVC	325,790	2	6
8.00	PVC	88,454	0	0
Less than 2"	PVC	33,461	0	0
none	0	0	0	0
none	0	0	0	0
none	0	0	0	0
none	0	0	0	0
none	0	0	0	0
none	0	0	0	0
none	0	0	0	0
none	0	0	0	0
none	0	0	0	0
none	0	0	0	0
none	0	0	0	0
none	0	0	0	0
none	0	0	0	0

For the following three items, list the utility owned assets in each category for each system.

TREATMENT EQUIPMENT:	13 vehicles; 4 equipment trailers; 1 dumptruck; 1 John Deere backhoe; 1 bobcat mini-excavator & skidsteer with attachments (trencher, trench compactor, snowplow, brush hog)
STRUCTURES:	7 well houses (fenced); 12 booster buildings (1 fenced); 4 fenced lots (held for future use); 9 PRV pits; 1 standpipe (unused & disassembled); 1 chlorination building (unused & empty)
OTHER:	Hand tools for 9 employees; 1 gas welder; 3 air compressors; 1 GPR; 2 line locators; 1 power mole; 1 sonic leak detector; 1 travel vac; 1 metal detector; 5 sub pumps; 1 high pressure pump; 2 compactors; misc equip; Megohmeter, chlorinator, turbid meter, colorimeter; 2 portable generators; 1 water trailer; 1 towable cement mixer, shop tools (drill press, bench grinder, work bench & vise); 2 gas powered H2O pumps, 20 ton hydraulic press; hydraulic trench shoring; 1 plasma cutter; 1 MIG welder; snow blower; DR mower; snow plow for 1998 GMC

Instructions: Fill out the Grey Cells with the relevant information. Input 0 or none if there is nothing recorded in that account or there is no applicable information to report. Copy and paste this sheet as many times as is necessary.

Water Utility Plant Description

Name of the System: DONEY PARK WATER

ADEQ Public Water System Number: 3005

WELLS

ADWR ID No *	Pump Horsepower	Pump Yield (gpm)	Casing Depth (feet)	Casing Diameter (inches)	Pump Motor Type **	Meter Size (inches)	Year Drilled	Arsenic Level (mg/L)
none	0	0	0	0	none	0	0	0
none	0	0	0	0	none	0	0	0
none	0	0	0	0	none	0	0	0
none	0	0	0	0	none	0	0	0
none	0	0	0	0	none	0	0	0
none	0	0	0	0	none	0	0	0
none	0	0	0	0	none	0	0	0
none	0	0	0	0	none	0	0	0
none	0	0	0	0	none	0	0	0
none	0	0	0	0	none	0	0	0
none	0	0	0	0	none	0	0	0
none	0	0	0	0	none	0	0	0
none	0	0	0	0	none	0	0	0
none	0	0	0	0	none	0	0	0
none	0	0	0	0	none	0	0	0
none	0	0	0	0	none	0	0	0
none	0	0	0	0	none	0	0	0
none	0	0	0	0	none	0	0	0
none	0	0	0	0	none	0	0	0
none	0	0	0	0	none	0	0	0

OTHER WATER SOURCES

Name or Description	Capacity (gpm)	Gallons Purchased or Obtained (in thousands)
none	none	0
none	none	0

BOOSTER PUMPS

Horsepower	GPM	Quantity
15	220 each	6
20	300 each	9
25	300 each	8
40	325 each	5

FIRE HYDRANTS

Type	Quantity
Standard ***	0
Other	0

STORAGE TANKS

Capacity	Material	Quantity
81,200	Steel	1
423,000	Steel	3
88,000	Steel	2

PRESSURE/BLADDER TANKS

Capacity	Quantity
none	0
none	0
none	0

Instructions: Fill out the Grey Cells with the relevant information. Input 0 or none if there is nothing recorded in that account or there is no applicable information to report. Copy and paste this sheet as many times as is necessary.

* Arizona Department of Water Resources ("ADWR") well identification number. For example 55-XXXXXX.

** Pump motor type, turbine or submersible.

*** A standard fire hydrant has two 2.5 inch hose connection nozzles with 7.5 threads per inch, and one 4.5 inch pumper connection nozzle with 4 threads per inch.

Water Utility Plant Description	
Name of the System:	DONEY PARK WATER
ADEQ Public Water System Number:	3005

WELLS								
ADWR ID No *	Pump Horsepower	Pump Yield (gpm)	Casing Depth (feet)	Casing Diameter (inches)	Pump Motor Type **	Meter Size (inches)	Year Drilled	Arsenic Level (mg/L)
none	0	0	0	0	none	0	0	0
none	0	0	0	0	none	0	0	0
none	0	0	0	0	none	0	0	0
none	0	0	0	0	none	0	0	0
none	0	0	0	0	none	0	0	0
none	0	0	0	0	none	0	0	0
none	0	0	0	0	none	0	0	0
none	0	0	0	0	none	0	0	0
none	0	0	0	0	none	0	0	0
none	0	0	0	0	none	0	0	0
none	0	0	0	0	none	0	0	0
none	0	0	0	0	none	0	0	0
none	0	0	0	0	none	0	0	0
none	0	0	0	0	none	0	0	0
none	0	0	0	0	none	0	0	0
none	0	0	0	0	none	0	0	0
none	0	0	0	0	none	0	0	0
none	0	0	0	0	none	0	0	0
none	0	0	0	0	none	0	0	0
none	0	0	0	0	none	0	0	0
none	0	0	0	0	none	0	0	0
none	0	0	0	0	none	0	0	0
none	0	0	0	0	none	0	0	0

OTHER WATER SOURCES			
Name or Description	Capacity (gpm)	Gallons Purchased or Obtained (in thousands)	
none	none	0	0
none	none	0	0

BOOSTER PUMPS		
Horsepower	GPM	Quantity
none	0	0
none	0	0
none	0	0
none	0	0

FIRE HYDRANTS	
Type	Quantity
Standard ***	0
Other	0

STORAGE TANKS		
Capacity	Material	Quantity
105,700	Steel	2
160,800	Steel	1
508,000	Steel	2

PRESSURE/BLADDER TANKS	
Capacity	Quantity
none	0
none	0
none	0

Instructions: Fill out the Grey Cells with the relevent information. Input 0 or none if there is nothing recorded in that account or there is no applicable information to report. Copy and paste this sheet as many times as is necessary.

* Arizona Department of Water Resources ("ADWR") well identification number. For example 55-XXXXXX.
 ** Pump motor type, turbine or submersible.

*** A standard fire hydrant has two 2.5 inch hose connection nozzles with 7.5 threads per inch, and one 4.5 inch pumper connection nozzle with 4 threads per inch.

Water Utility Plant Description	
Name of the System:	DONEY PARK WATER
ADEQ Public Water System Number:	3005

WELLS								
ADWR ID No *	Pump Horsepower	Pump Yield (gpm)	Casing Depth (feet)	Casing Diameter (inches)	Pump Motor Type **	Meter Size (inches)	Year Drilled	Arsenic Level (mg/L)
none	0	0	0	0	none	0	0	0
none	0	0	0	0	none	0	0	0
none	0	0	0	0	none	0	0	0
none	0	0	0	0	none	0	0	0
none	0	0	0	0	none	0	0	0
none	0	0	0	0	none	0	0	0
none	0	0	0	0	none	0	0	0
none	0	0	0	0	none	0	0	0
none	0	0	0	0	none	0	0	0
none	0	0	0	0	none	0	0	0
none	0	0	0	0	none	0	0	0
none	0	0	0	0	none	0	0	0
none	0	0	0	0	none	0	0	0
none	0	0	0	0	none	0	0	0
none	0	0	0	0	none	0	0	0
none	0	0	0	0	none	0	0	0
none	0	0	0	0	none	0	0	0
none	0	0	0	0	none	0	0	0
none	0	0	0	0	none	0	0	0
none	0	0	0	0	none	0	0	0
none	0	0	0	0	none	0	0	0
none	0	0	0	0	none	0	0	0
none	0	0	0	0	none	0	0	0

OTHER WATER SOURCES			
Name or Description	Capacity (gpm)	Gallons Purchased or Obtained (in thousands)	
none	none	none	0
none	none	none	0

BOOSTER PUMPS		
Horsepower	GPM	Quantity
none	none	0
none	none	0
none	none	0
none	none	0

FIRE HYDRANTS	
Type	Quantity
Standard ***	0
Other	0

STORAGE TANKS		
Capacity	Material	Quantity
2,000,000	Steel	1
none	none	0
none	none	0

PRESSURE/BLADDER TANKS	
Capacity	Quantity
none	0
none	0
none	0

Instructions: Fill out the Grey Cells with the relevant information. Input 0 or none if there is nothing recorded in that account or there is no applicable information to report. Copy and paste this sheet as many times as is necessary.

* Arizona Department of Water Resources ("ADWR") well identification number. For example 55-XXXXXXX.

** Pump motor type, turbine or submersible.

*** A standard fire hydrant has two 2.5 inch hose connection nozzles with 7.5 threads per inch, and one 4.5 inch pumper connection nozzle with 4 threads per inch.

Water Use Data Sheet							
Name of the System:		DONEY PARK WATER					
ADEQ Public Water System Number:		3005					
Month	Number of Customers	Gallons Sold (thousands) ¹	Gallons Pumped (thousands) ²	Gallons Purchased (thousands) ³	Estimated Gallons Authorized Use (thousands) ⁴	Purchased Power Expense ⁵	Purchased Power (kWh) ⁶
January	3,448	15,712	15,481	0	0	\$23,642	196,877
February	3,450	13,243	12,926	0	0	19,625	156,038
March	3,449	12,003	15,496	0	0	25,465	196,511
April	3,452	13,078	19,470	0	0	29,538	243,464
May	3,457	17,678	23,384	0	0	29,501	260,064
June	3,461	23,910	27,483	0	0	36,987	379,068
July	3,466	28,489	23,301	0	0	38,358	367,684
August	3,468	22,106	21,577	0	0	34,092	299,570
September	3,469	19,357	21,548	0	0	41,810	333,434
October	3,478	21,817	19,262	0	0	35,601	285,664
November	3,482	15,518	15,717	0	0	28,587	215,098
December	3,484	16,606	16,551	0	0	29,430	230,815
Totals		219,517	232,196	0	0	\$372,635	3,164,287

If the system has fire hydrants, what is the fire flow requirements? GPM for hrs.

Does the system have chlorination treatment?

Is the Water Utility located in an ADWR Active Management Area (AMA)?
 If yes, which AMA?

Does the Company have an ADWR Gallons Per Capita Per Day (GPCPD) requirement?
 If yes, provide the GPCPD amount:

If applicable, in the space below please provide a description for all un-metered water use along with amounts:
 n/a

Instructions: Fill out the Grey Cells with the relevent information. Input 0 or none if there is nothing recorded in that account or there is no applicable information to report.

- 1 Gallons sold - Total gallons from customer meters, and other sold gallons such as Construction water.
- 2 Gallons pumped - Total gallons from pumped sources.
- 3 Gallons purchased - Total gallons purchased from other sources.
- 4 Estimated gallons authorized use - Total estimated gallons from authorized metered or unmetered use. Authorized use such as flushing (mains, services and hydrants) draining/cleaning tanks, process, construction, fire fighting, etc.
- 5 Enter the total purchased power costs for the power meters associated with this system.
- 6 Enter the total purchased kWh used by the power meters associated with this system.

Doney Park Water
 Annual Report
 Utility Shutoffs / Disconnects
 12/31/17

ADEQ System No. :	3005
-------------------	------

Utility Shutoffs / Disconnects			
Month	Termination without Notice R14-2-410.B	Termination with Notice R14-2-410.C	Other
January	0	10	0
February	0	18	0
March	0	7	0
April	0	13	0
May	0	11	0
June	0	11	0
July	0	10	0
August	0	21	0
September	0	12	0
October	0	13	0
November	0	14	0
December	0	18	0
Total	0	158	0

Other (description):

None

Instructions: Fill out the Grey Cells with the relevent information. Input 0 or none if there is nothing recorded in that account or there is no applicable information to report.

Doney Park Water
Annual Report
Property Taxes
12/31/17

Property Taxes	
-----------------------	--

Amount of actual property taxes paid during Calendar Year 2017 was	\$91,571
--	----------

If no property taxes paid, explain why. N/A
--

Instructions: Fill out the Grey Cells with the relevent information. Input 0 or none if there is nothing recorded in that account or there is no applicable information to report.

Doney Park Water
Annual Report
Verification and Sworn Statement (Taxes)
12/31/17

Verification and Sworn Statement (Taxes)

RECEIVED

Verification: State of Arizona I, the undersigned of the
(state name)

County of (county name): Coconino
Name (owner or official) title: Bill Linville
Company name: Doney Park Water

ARIZONA CORP COMMISSION
UTILITIES DIVISION - DIRECTOR'S OFFICE

APR 16 2018

DO SAY THAT THIS ANNUAL UTILITY PROPERTY TAX AND SALES TAX REPORT TO THE ARIZONA CORPORATION COMMISSION.

FOR THE YEAR ENDING: 12/31/17

HAS BEEN PREPARED UNDER MY DIRECTION, FROM THE ORIGINAL BOOKS, PAPERS AND RECORDS OF SAID UTILITY; THAT I HAVE CAREFULLY EXAMINED THE SAME, AND DECLARE THE SAME TO BE A COMPLETE AND CORRECT STATEMENT OF BUSINESS AND AFFAIRS OF SAID UTILITY FOR THE PERIOD COVERED BY THIS REPORT IN RESPECT TO EACH AND EVERY MATTER AND THING SET FORTH, TO THE BEST OF MY KNOWLEDGE, INFORMATION AND BELIEF.

Sworn Statement: I HEREBY ATTEST THAT ALL PROPERTY TAXES FOR SAID COMPANY ARE CURRENT AND PAID IN FULL.

I HEREBY ATTEST THAT ALL SALES TAXES FOR SAID COMPANY ARE CURRENT AND PAID IN FULL.

Bill Linville
signature of owner/official

928-526-1080
telephone no.

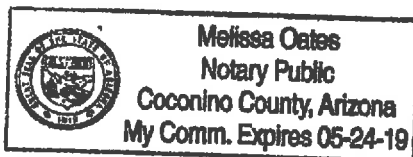
SUBSCRIBED AND SWORN TO BEFORE ME A NOTARY PUBLIC
IN AND FOR THE COUNTY

THIS 10th DAY OF

Coconino
(county name)
April 2018
(month) and (year)

MY COMMISSION EXPIRES

5-24-19
(date)



Melissa Oates
(signature of notary public)

Verification and Sworn Statement

Verification:

State of Arizona I, the undersigned of the
(state name)

County of (county name): Coconino

Name (owner or official) title: Bill Linville

Company name: Doney Park Water

RECEIVED

APR 16 2018

ARIZONA CORP COMMISSION
UTILITIES DIVISION - DIRECTOR'S OFFICE

DO SAY THAT THIS ANNUAL UTILITY PROPERTY TAX AND SALES TAX REPORT TO THE ARIZONA CORPORATION COMMISSION.

FOR THE YEAR ENDING: 12/31/17

HAS BEEN PREPARED UNDER MY DIRECTION, FROM THE ORIGINAL BOOKS, PAPERS AND RECORDS OF SAID UTILITY; THAT I HAVE CAREFULLY EXAMINED THE SAME, AND DECLARE THE SAME TO BE A COMPLETE AND CORRECT STATEMENT OF BUSINESS AND AFFAIRS OF SAID UTILITY FOR THE PERIOD COVERED BY THIS REPORT IN RESPECT TO EACH AND EVERY MATTER AND THING SET FORTH, TO THE BEST OF MY KNOWLEDGE, INFORMATION AND BELIEF.

Sworn Statement: IN ACCORDANCE WITH THE REQUIREMENTS OF TITLE 40, ARTICLE 8, SECTION 40-401, ARIZONA REVISED STATUTES, IT IS HEREIN REPORTED THAT THE GROSS OPERATING REVENUE OF SAID UTILITY DERIVED FROM ARIZONA INTRASTATE UTILITY OPERATIONS DURING THE CALENDAR YEAR WAS:

Arizona Intrastate Gross Operating Revenues Only (\$)

\$2,629,277

(The amount in the box above includes

\$169,447 in sales taxes

billed or collected)

Bill A. Linville
signature of owner/official

928-526-1080

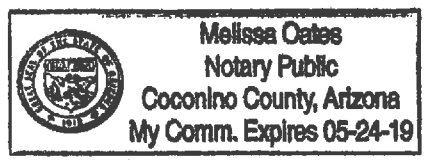
telephone no.

SUBSCRIBED AND SWORN TO BEFORE ME A NOTARY PUBLIC
IN AND FOR THE COUNTY

Coconino
(county name)

THIS 10th DAY OF April 2018
(month) and (year)

MY COMMISSION EXPIRES 5-24-19
(date)



Melissa Oates
(signature of notary public)

Doney Park Water
Annual Report
Verification and Sworn Statement (Residential Revenue)
12/31/17

RECEIVED

APR 16 2018

ARIZONA CORP COMMISSION
UTILITIES DIVISION - DIRECTOR'S OFFICE

Verification and Sworn Statement (Residential Revenue)

Verification:

State of Arizona I, the undersigned of the
(state name)

County of (county name):

Name (owner or official) title:

Company name:

Bill Linville

General Manager

Doney Park Water

DO SAY THAT THIS ANNUAL UTILITY PROPERTY TAX AND SALES TAX REPORT TO THE ARIZONA CORPORATION COMMISSION.

FOR THE YEAR ENDING: 12/31/17

HAS BEEN PREPARED UNDER MY DIRECTION, FROM THE ORIGINAL BOOKS, PAPERS AND RECORDS OF SAID UTILITY; THAT I HAVE CAREFULLY EXAMINED THE SAME, AND DECLARE THE SAME TO BE A COMPLETE AND CORRECT STATEMENT OF BUSINESS AND AFFAIRS OF SAID UTILITY FOR THE PERIOD COVERED BY THIS REPORT IN RESPECT TO EACH AND EVERY MATTER AND THING SET FORTH, TO THE BEST OF MY KNOWLEDGE, INFORMATION AND BELIEF.

Sworn Statement: IN ACCORDANCE WITH THE REQUIREMENTS OF TITLE 40, ARTICLE 8, SECTION 40-401, ARIZONA REVISED STATUTES, IT IS HEREIN REPORTED THAT THE GROSS OPERATING REVENUE OF SAID UTILITY DERIVED FROM ARIZONA INTRASTATE UTILITY OPERATIONS RECEIVED FROM RESIDENTIAL CUSTOMERS DURING THE CALENDAR YEAR WAS:

Arizona Intrastate Gross Operating Revenues Only (\$)

\$2,436,919

(The amount in the box above includes

\$157,294

in sales taxes billed or collected)

Bill Linville
signature of owner/official

928-526-1080

telephone no.

SUBSCRIBED AND SWORN TO BEFORE ME A NOTARY PUBLIC
IN AND FOR THE COUNTY

Cocconino
(county name)

THIS

10th

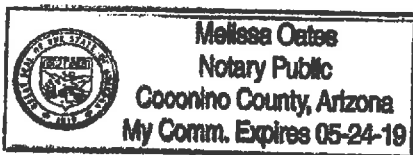
DAY OF

April 2018
(month) and (year)

MY COMMISSION EXPIRES

5-24-19.

(date)



Melissa Oates
(signature of notary public)