

Rec

ANNUAL REPORT

Of

Company Name: Double R Water Distributors, Inc.
60 Acoma Blvd S, Suite B-104

Mailing Address: Lake Havasu City AZ
86403

Docket No.: W-02821A
For the Year Ended: 12/31/19

**RECEIVED
BY EMAIL**

2/20/2020, 8:52 AM
ARIZONA CORPORATION COMMISSION
UTILITIES DIVISION

WATER UTILITY

To

Arizona Corporation Commission

Due on April 15th

Email: rdelafuente@azcc.gov, mail or deliver the completed Annual Report to:
Arizona Corporation Commission
Compliance Section - Utilities Division
1200 West Washington Street
Phoenix, Arizona 85007

Application Type: Original Filing
Application Date: 02/19/20

ARIZONA CORPORATION COMMISSION
WATER UTILITY ANNUAL REPORT
Double R Water Distributors, Inc.
A Class Utility

For the Calendar Year Ended: 12/31/19

Primary Address:
City: State: Zip Code:

Telephone Number:

Date of Original Organization of Utility:

Person to whom correspondence should be addressed concerning this report:

Name:
Telephone No. :
Address:
City: State: Zip Code:
Email:

Name:
Telephone No. :
Address:
City: State: Zip Code:
Email:

Name:
Telephone No. :
Address:
City: State: Zip Code:
Email:

Name:
Telephone No. :
Address:
City: State: Zip Code:
Email:

Name:
Telephone No. :
Address:
City: State: Zip Code:
Email:

Ownership:

Counties Served:

Important changes during the year

	For those companies not subject to the affiliated interest rules, has there been a change in ownership or direct control during the year?
	NO
	If yes, please provide specific details in the box below.
	NO

	Has the company been notified by any other regulatory authorities during the year, that they are out of compliance? NO
	If yes, please provide specific details in the box below.
	NO

Double R Water Distributors, Inc.
Annual Report
Utility Plant in Service (Water)
12/31/19

Utility Plant in Service (Water)							
Account No.	Description	Beginning Year Original Cost	Current Year Additions	Current Year Retirements	Adjusted Original Cost	Accumulated Depreciation	OCLD (OC less AD)
301	Organization	\$0	\$0	\$0	\$0	\$0	\$0
302	Franchises	0	0	0	0	0	0
303	Land and Land Rights	1	0	0	1	0	1
304	Structures and Improvements	71,961	0	0	71,961	27,557	44,403
305	Collecting & Improving Reservoirs	0	0	0	0	0	0
306	Lake, River, Canal Intakes	0	0	0	0	0	0
307	Wells and Springs	74,213	0	0	74,213	28,412	45,801
308	Infiltration Galleries	0	0	0	0	0	0
309	Supply Mains	0	0	0	0	0	0
310	Power Generation Equipment	0	0	0	0	0	0
311	Pumping Equipment	204,906	0	0	204,906	184,939	19,967
320	Water Treatment Equipment	0	0	0	0	0	0
320.1	Water Treatment Plants	0	0	0	0	0	0
320.2	Solution Chemical Feeders	0	0	0	0	0	0
320.3	Point-of-Use Treatment Devices	0	0	0	0	0	0
330	Distribution Reservoirs and Standpipes	441,454	0	0	441,454	112,348	329,106
330.1	Storage Tanks	0	0	0	0	0	0
330.2	Pressure Tanks	0	0	0	0	0	0
331	Transmission and Distribution Mains	1,012,764	0	0	1,012,764	232,932	779,832
333	Services	57,502	0	0	57,502	22,020	35,482
334	Meters and Meter Installations	23,698	387	0	24,085	20,158	3,927
335	Hydrants	45,037	0	0	45,037	10,359	34,678
336	Backflow Prevention Devices	936	0	0	936	531	405
339	Other Plant and Misc. Equipment	3,288	0	0	3,288	2,522	766
340	Office Furniture and Equipment	5,232	0	0	5,232	4,013	1,219
340.1	Computer & Software	1,254	0	0	1,254	1,029	225
341	Transportation Equipment	0	0	0	0	0	0
342	Stores Equipment	0	0	0	0	0	0
343	Tools, Shop and Garage Equipment	5,841	0	0	5,841	3,268	2,573
344	Laboratory Equipment	0	0	0	0	0	0
345	Power Operated Equipment	0	0	0	0	0	0
346	Communication Equipment	0	0	0	0	0	0
347	Miscellaneous Equipment	0	0	0	0	0	0
348	Other Tangible Plant	0	0	0	0	0	0
	Totals	\$1,948,087	\$387	\$0	\$1,948,474	\$650,089	\$1,298,385

Double R Water Distributors, Inc.
Annual Report
Depreciation Expense for the Current Year (Water)
12/31/19

Depreciation Expense for the Current Year (Water)									
Account No.	Description	Beginning Year Original Cost	Current Year Additions	Current Year Retirements	Adjusted Original Cost	Fully Depreciated/Non-depreciable Plant	Depreciable Plant	Depreciation Percentages	Depreciation Expense
301	Organization	\$0	\$0	\$0	\$0	\$0	\$0	0.00%	\$0
302	Franchises	0	0	0	0	0	0	0.00%	0
303	Land and Land Rights	1	0	0	1	0	1	0.00%	0
304	Structures and Improvements	71,961	0	0	71,961	0	71,961	3.33%	2,396
305	Collecting & Improving Reservoirs	0	0	0	0	0	0	2.50%	0
306	Lake, River, Canal Intakes	0	0	0	0	0	0	2.50%	0
307	Wells and Springs	74,213	0	0	74,213	0	74,213	3.33%	2,471
308	Infiltration Galleries	0	0	0	0	0	0	6.67%	0
309	Supply Mains	0	0	0	0	0	0	2.00%	0
310	Power Generation Equipment	0	0	0	0	0	0	5.00%	0
311	Pumping Equipment	204,906	0	0	204,906	0	204,906	12.50%	3,459
320	Water Treatment Equipment	0	0	0	0	0	0	3.33%	0
320.1	Water Treatment Plants	0	0	0	0	0	0	3.33%	0
320.2	Solution Chemical Feeders	0	0	0	0	0	0	3.33%	0
320.3	Point-of-Use Treatment Devices	0	0	0	0	0	0	3.33%	0
330	Distribution Reservoirs and Standpipes	441,454	0	0	441,454	0	441,454	2.22%	9,800
330.1	Storage Tanks	0	0	0	0	0	0	2.22%	0
330.2	Pressure Tanks	0	0	0	0	0	0	5.00%	0
331	Transmission and Distribution Mains	1,012,764	0	0	1,012,764	0	1,012,764	2.00%	20,255
333	Services	57,502	0	0	57,502	0	57,502	3.33%	1,915
334	Meters and Meter Installations	23,698	387	0	24,085	0	24,085	8.33%	1,990
335	Hydrants	45,037	0	0	45,037	0	45,037	2.00%	901
336	Backflow Prevention Devices	936	0	0	936	0	936	6.67%	62
339	Other Plant and Misc. Equipment	3,288	0	0	3,288	0	3,288	6.67%	219
340	Office Furniture and Equipment	5,232	0	0	5,232	0	5,232	6.67%	349
340.1	Computer & Software	1,254	0	0	1,254	0	1,254	20.00%	150
341	Transportation Equipment	0	0	0	0	0	0	20.00%	0
342	Stores Equipment	0	0	0	0	0	0	4.00%	0
343	Tools, Shop and Garage Equipment	5,841	0	0	5,841	0	5,841	5.00%	292
344	Laboratory Equipment	0	0	0	0	0	0	10.00%	0
345	Power Operated Equipment	0	0	0	0	0	0	5.00%	0
346	Communication Equipment	0	0	0	0	0	0	10.00%	0
347	Miscellaneous Equipment	0	0	0	0	0	0	10.00%	0
348	Other Tangible Plant	0	0	0	0	0	0	10.00%	0
	Subtotal	\$1,948,087	\$387	\$0	\$1,948,474	\$0	\$1,948,474		\$44,261

Contribution(s) in Aid of Construction (Gross)
Less: Non Amortizable Contribution(s)

\$0
0

Fully Amortized Contribution(s)	0
Amortizable Contribution(s)	<u>\$0</u>
Times: Proposed Amortization Rate	2.27%
Amortization of CIAC	\$0

Less: Amortization of CIAC

DEPRECIATION EXPENSE

Double R Water Distributors, Inc.
Annual Report
Balance Sheet Assets
12/31/19

Balance Sheet Assets				
	Assets		Balance at Beginning of Year (2019)	Balance at End of Year (2019)
Account No.	Current and Accrued Assets			
131	Cash		\$9,794	5,926
134	Working Funds		0	
135	Temporary Cash Investments		0	
141	Customer Accounts Receivable		(176)	-304
146	Notes Receivable from Associated Companies		0	
151	Plant Material and Supplies		11,923	11,923
162	Prepayments		0	540
174	Miscellaneous Current and Accrued Assets		350	350
	Total Current and Accrued Assets		\$21,890	18,436
Account No.	Fixed Assets			
101	Utility Plant in Service*		\$1,948,087	1,948,474
103	Property Held for Future Use		0	
105	Construction Work in Progress		0	
108	Accumulated Depreciation (enter as negative)*		(605,830)	-650,089
121	Non-Utility Property		0	
122	Accumulated Depreciation - Non Utility		0	
	Total Fixed Assets		\$1,342,257	1,298,385
	Total Assets		\$1,364,147	1,316,821

*Note these items feed automatically from AR3 UPIS Page 4

Double R Water Distributors, Inc.
Annual Report
Balance Sheet Liabilities and Owners Equity

Balance Sheet Liabilities and Owners Equity				
	Liabilities		Balance at Beginning of Year (2019)	Balance at End of Year (2019)
Account No.	Current Liabilities			
231	Accounts Payable		\$0	
232	Notes Payable (Current Portion)		5,053	5,053
234	Notes Payable to Associated Companies		0	
235	Customer Deposits		0	
236	Accrued Taxes		311	270
237	Accrued Interest		0	
242	Miscellaneous Current and Accrued Liabilities		0	
	Total Current Liabilities		\$5,363	5,322
	Long Term Debt			
224	Long Term Debt (Notes and Bonds)		\$0	
	Deferred Credits			
251	Unamortized Premium on Debt		\$0	
252	Advances in Aid of Construction		0	415
255	Accumulated Deferred Investment Tax Credits		0	
271	Contributions in Aid of Construction		0	
272	Less: Amortization of Contributions		0	
281	Accumulated Deferred Income Tax		0	
	Total Deferred Credits		\$0	415
	Total Liabilities		\$5,363	5,737
	Capital Accounts			
201	Common Stock Issued		\$1,000	1,000
211	Other Paid-In Capital		1,944,625	1,951,625
215	Retained Earnings		(586,840)	-641,542
218	Proprietary Capital (Sole Props and Partnerships)		0	
	Total Capital		\$1,358,785	1,311,083
	Total Liabilities and Capital		\$1,364,148	1,316,820

Note: Total liabilities and Capital must match total assets for the beginning and end of the year!

Double R Water Distributors, Inc.
Annual Report
Water Comparative Income Statement
12/31/19

Water Comparative Income Statement			
Account No.	Calendar Year	Current Year 01/01/2019 - 12/31/2019	Last Year 01/01/2018 - 12/31/2018
	Operating Revenue		
461	Metered Water Revenue	\$11,960	\$13,071
460	Unmetered Water Revenue	0	0
462	Fire Protection Revenue	0	0
469	Guaranteed Revenues (Surcharges)	0	0
471	Miscellaneous Service Revenues	0	0
474	Other Water Revenue	327	190
	Total Revenues	\$12,287	\$13,261
	Operating Expenses		
601	Salaries and Wages	\$0	\$0
604	Employee Pensions and Benefits	0	0
610	Purchased Water	0	0
615	Purchased Power	1,869	2,005
618	Chemicals	0	19
620	Materials and Supplies	0	0
620.1	Repairs and Maintenance	9,439	775
620.2	Office Supplies and Expense	336	507
630	Contractual Services	0	0
631	Contractual Services - Engineering	0	0
632	Contractual Services - Accounting	1,061	6,905
633	Contractual Services - Legal	0	210
634	Contractual Services - Management Fees	0	0
635	Contractual Services - Water Testing	817	1,240
636	Contractual Services - Other	5,271	4,604
640	Rents	0	0
641	Rental of Building/Real Property	0	0
642	Rental of Equipment	0	0
650	Transportation Expenses	0	0
657	Insurance - General Liability	1,875	2,291
657.1	Insurance - Health and Life	0	0
665	Regulatory Commission Expense - Rate	0	0
670	Bad Debt Expense	0	(58)
675	Miscellaneous Expense	1,585	1,073
403	Depreciation Expense (From Schedule AR4)	44,261	43,328
408	Taxes Other Than Income	426	0
408.11	Property Taxes	50	459
409	Income Taxes	0	50
427.1	Customer Security Deposit Interest	0	0
	Total Operating Expenses	\$66,989	\$63,408
	Operating Income / (Loss)	(\$54,702)	(\$50,147)
	Other Income / (Expense)		
419	Interest and Dividend Income	\$0	\$0
421	Non-Utility Income	0	0
426	Miscellaneous Non-Utility (Expense)	0	0
427	Interest (Expense)	0	0
	Total Other Income / (Expense)	\$0	\$0
	Net Income / (Loss)	(\$54,702)	(\$50,147)

Double R Water Distributors, Inc.
Annual Report
Full time equivalent employees
12/31/19

Full time equivalent employees

	Direct Company	Allocated	Outside service	Total
President	0.0	0.0	0.0	0.0
Vice-president	0.0	0.0	0.0	0.0
Manager	0.0	0.0	0.0	0.0
Engineering Staff	0.0	0.0	0.0	0.0
System Operator(s)	0.0	0.0	0.0	0.0
Meter reader	0.0	0.0	0.0	0.0
Customer Service	0.0	0.0	0.0	0.0
Accounting	0.0	0.0	0.0	0.0
Business Office	0.0	0.0	0.0	0.0
Rates Department	0.0	0.0	0.0	0.0
Administrative Staff	0.0	0.0	0.0	0.0
Other	0.0	0.0	0.0	0.0
Total	0.0	0.0	0.0	0.0

Double R Water Distributors, Inc.
 Annual Report
 Supplemental Financial Data (Long-Term Debt)
 12/31/19

Supplemental Financial Data (Long-Term Debt)				
	Loan #1	Loan #2	Loan #3	Loan #4
Date Issued	01/00/00	01/00/00	01/00/00	01/00/00
Source of Loan	0	0	0	0
ACC Decision No.	0	0	0	0
Reason for Loan	0	0	0	0
Dollar Amt. Issued	\$0	\$0	\$0	\$0
Amount Outstanding	\$0	\$0	\$0	\$0
Date of Maturity	01/00/00	01/00/00	01/00/00	01/00/00
Interest Rate	0.00%	0.00%	0.00%	0.00%
Current Year Interest	\$0	\$0	\$0	\$0
Current Year Principal	\$0	\$0	\$0	\$0

Meter Deposit Balance at Test Year End:	\$0
---	-----

Meter Deposits Refunded During the Test Year:	\$0
---	-----

List all bonds, notes, loans, and other types of indebtedness in which the proceeds were used in the provision of public utility service. Indebtedness incurred for personal uses by the owner of the utility should not be listed. Input 0 or none if there is nothing to report for that cell.

Well and Water Usage

Name of the System: PARADISE TRAILS / PIONEER VALLEY WS											
ADEQ Public Water System Number: AZ0408178											
ADWR PCC Number: 91-000864.0000											
Well registry 55# (55-XXXXXX):	Pump Horsepower	Pump Yield (gpm)	Casing Depth (feet)	Casing Diameter (inches)	Pump Motor Type **	Year Drilled	Water level 2010	Water level 2019	Meter Size (inches)	How measured:	Active
55-536616	5	32	550	5"	SUBMERSIBLE	1992	336	336	2"	Metered	Yes
55-212622	20	135	980	5-5/8"	SUBMERSIBLE	2007	336	336	3"	Metered	Yes
0	0	0	0	0	SUBMERSIBLE	0	0	0	0	Metered	Yes
0	0	0	0	0	SUBMERSIBLE	0	0	0	0	Metered	Yes
0	0	0	0	0	SUBMERSIBLE	0	0	0	0	Metered	Yes
0	0	0	0	0	SUBMERSIBLE	0	0	0	0	Metered	Yes
0	0	0	0	0	SUBMERSIBLE	0	0	0	0	Metered	Yes
0	0	0	0	0	SUBMERSIBLE	0	0	0	0	Metered	Yes
0	0	0	0	0	SUBMERSIBLE	0	0	0	0	Metered	Yes
0	0	0	0	0	SUBMERSIBLE	0	0	0	0	Metered	Yes
0	0	0	0	0	SUBMERSIBLE	0	0	0	0	Metered	Yes
0	0	0	0	0	SUBMERSIBLE	0	0	0	0	Metered	Yes
0	0	0	0	0	SUBMERSIBLE	0	0	0	0	Metered	Yes
0	0	0	0	0	SUBMERSIBLE	0	0	0	0	Metered	Yes
0	0	0	0	0	SUBMERSIBLE	0	0	0	0	Metered	Yes
0	0	0	0	0	SUBMERSIBLE	0	0	0	0	Metered	Yes
0	0	0	0	0	SUBMERSIBLE	0	0	0	0	Metered	Yes
0	0	0	0	0	SUBMERSIBLE	0	0	0	0	Metered	Yes

Name of system water delivered to:	NA
ADWR PCC Number:	#N/A
Source of water delivered to another system	NA

Name of system water received from:	NA
ADWR PCC Number:	#N/A
Source of water received	NA
Well registry 55# (55-XXXXXX):	NA

Month	Water withdrawn (gallons) ¹	Water sold (gallons) ²	Water delivered (sold) to other systems (gallons) ³	Water received (purchased) from other systems (gallons) ⁴	Estimated authorized use (gallons) ⁵	Purchased Power Expense ⁶	Purchased Power (kWh) ⁷
January	0.00	234,090.00	0.00	0.00	0.00	\$181	1,480
February	426,600.00	177,640.00	0.00	0.00	0.00	136	1,080
March	24,680.00	173,480.00	0.00	0.00	0.00	127	1,000
April	0.00	273,721.00	0.00	0.00	0.00	72	480
May	241,598.00	252,650.00	0.00	0.00	0.00	180	1,880
June	453,600.00	280,530.00	0.00	0.00	0.00	147	1,480
July	0.00	299,950.00	0.00	0.00	0.00	63	480
August	638,800.00	325,070.00	0.00	0.00	0.00	252	2,200
September	483,800.00	307,460.00	0.00	0.00	0.00	198	1,680
October	0.00	283,480.00	0.00	0.00	0.00	69	440
November	647,800.00	261,270.00	0.00	0.00	0.00	242	2,080
December	0.00	143,473.00	0.00	0.00	0.00	65	400
Totals	2,916,878.00	3,012,814.00	0.00	0.00	0.00	\$1,731	14,680

If applicable, in the space below please provide a description for all un-metered water use along with amounts:

¹ Water withdrawn - Total gallons of water withdrawn from pumped sources.
² Water sold - Total gallons from customer meters, and other sales such as construction water.
³ Water delivered (sold) to other systems - Total gallons of water delivered to other systems.
⁴ Water received (purchased) from other systems - Total gallons of water purchased/received from other systems.
⁵ Estimated authorized use - Total estimated gallons from authorized metered or unmetered use. Authorized uses such as flushing (mains, services and hydrants) draining/cleaning tanks, process, construction, fire fighting, etc. Non-authorized use (real losses) are service line breaks and leaks, water main breaks, meter inaccuracies and theft.
⁶ Enter the total purchased power costs for the power meters associated with this system.
⁷ Enter the total purchased kWh used by the power meters associated with this system.

Water Utility Plant Description		
Name of the System:	PARADISE TRAILS / PIONEER VALLEY WS	
ADEQ Public Water System Number:	AZ0408178	
ADWR PCC Number:	91-000864.0000	

MAINS		
Sizes (inches)	Material	Length (feet)
4.00	PVC C900	10,876
6.00	PVC C900	12,367
8.00	PVC C900	10,854
10.00	PVC C900	1,982
12.00	PVC C900	215
4.00	Ductile Iron	600
6.00	Ductile Iron	654
8.00	Ductile Iron	200
NA	NA	0
NA	NA	0
NA	NA	0
NA	NA	0
NA	NA	0
NA	NA	0

CUSTOMER METERS			
Size (inches)	Quantity	Percent over 1,00,000 gallons	Percent over 10 years old
5/8 X 3/4	28	0%	100%
1	2	0%	50%
2	1	0%	67%
3	2	0%	100%
NA	0	0%	0%
NA	0	0%	0%
NA	0	0%	0%
NA	0	0%	0%
NA	0	0%	0%
NA	0	0%	0%
NA	0	0%	0%
NA	0	0%	0%
NA	0	0%	0%
NA	0	0%	0%
NA	0	0%	0%
NA	0	0%	0%
NA	0	0%	0%
NA	0	0%	0%
NA	0	0%	0%
NA	0	0%	0%

SERVICE LINES		
Material	Percent of system	Year installed
Black poly	100%	2007
NA	0%	0
NA	0%	0
NA	0%	0
NA	0%	0

BOOSTER PUMPS		
Horsepower	GPM	Quantity
25	159	2
100	1,000	1
0	0	0
0	0	0

FIRE HYDRANTS	
Type	Quantity
Standard *	25
Other	0

STORAGE TANKS			
Capacity (gallons)	Material	Quantity	Year installed
253,402	CONCRETE	1	0
559,769	CONCRETE	1	0
18,998	CONCRETE	1	0

PRESSURE/BLADDER TANKS			
Capacity (gallons)	Material	Quantity	Year installed
0	NA	0	0
0	NA	0	0
0	NA	0	0
0	NA	0	0
0	NA	0	0
0	NA	0	0

* A standard fire hydrant has two 2.5 inch hose connection nozzles with 7.5 threads per inch, and one 4.5 inch pumper connection nozzle with 4 threads per inch.

Water Utility Plant Description (Continued)
--

For the following three items, list the utility owned assets in each category for each system.

TREATMENT EQUIPMENT:	NONE
-----------------------------	------

STRUCTURES:	PUMP HOUSE
--------------------	------------

OTHER:	40' STEEL CARGO CONTAINER
---------------	---------------------------

Provide a calculation used to determine the value of one water equivalent residential connection (ERC).

Use one of the following methods:

- (a) If actual flow data are available from the preceding 12 months, divide the total annual single family residence (SFR) gallons sold by the average number of single family residence customers for the same period and divide the result by 365 days.
- (b) If no historical flow data are available, use:
 $ERC = (\text{Total SFR gallons sold (Omit 000)} / 365 \text{ days} / 350 \text{ gallons per day})$

ERC	311
Method used:	(a)

Customer and Other Information	
Name of the System:	PARADISE TRAILS / PIONEER VALLEY WS
ADEQ Public Water System Number:	AZ0408178
ADWR PCC Number:	91-000864.0000

Month	Number of Customers				
	Single-Family	Multi-Family	Commercial	Turf/Irrigation	Other Non-Residential
January	27	0	2	0	0
February	27	0	2	0	0
March	28	0	2	0	0
April	28	0	3	0	0
May	28	0	3	0	0
June	28	0	3	0	0
July	29	0	2	0	0
August	28	0	3	0	0
September	28	0	3	0	0
October	28	0	3	0	0
November	28	0	3	0	0
December	28	0	3	0	0

If the system has fire hydrants, what is the fire flow requirements? GPM for hrs.

Does the system have chlorination treatment?

Does the Company have an ADWR Gallons Per Capita Per Day (GCPCPD) requirement?
 If yes, provide the GPCPD amount:

Is the Water Utility located in an ADWR Active Management Area (AMA)?
 If yes, which AMA?

What is the present system connection capacity (in ERCs *) using existing lines?

What is the future system connection capacity (in ERCs *) upon service area buildout?

Describe any plans and estimated completion dates for any enlargements or improvements of this system.

* an ERC is based on the calculation on the bottom of AR9 page 12.

Double R Water Distributors, Inc.
 Annual Report
 Utility Shutoffs / Disconnects
 12/31/19

Utility Shutoffs / Disconnects	
Name of the System:	PARADISE TRAILS / PIONEER VALLEY WS
ADEQ Public Water System Number:	AZ0408178
ADWR PCC Number:	91-000864.0000

Month	Termination without Notice R14-2-410.B	Termination with Notice R14-2-410.C	Other
January	0	0	0
February	0	0	0
March	0	0	0
April	0	0	0
May	0	0	0
June	0	0	0
July	0	0	0
August	0	0	0
September	0	0	0
October	0	0	0
November	0	0	0
December	0	0	0
Total	0	0	0

Other (description):

NA

Instructions: Fill out the Grey Cells with the relevent information. Input 0 or none if there is nothing recorded in that account or there is no applicable information to report.

Double R Water Distributors, Inc.
Annual Report
Property Taxes
12/31/19

Property Taxes	
----------------	--

Amount of actual property taxes paid during Calendar Year 2019 was	
--	--

\$426

If no property taxes paid, explain why.

NA

Instructions: Fill out the Grey Cells with the relevant information. Input 0 or none if there is nothing recorded in that account or there is no applicable information to report.

Double R Water Distributors, Inc.
Annual Report
Verification and Sworn Statement (Taxes)
12/31/19

Verification and Sworn Statement (Taxes)

Verification: State of Arizona, the undersigned of the
(state name)

County of (county name): Mohave
Name (owner or official) title: TODD R BREMNER
Company name: Double R Water Distributors, Inc.

DO SAY THAT THIS ANNUAL UTILITY PROPERTY TAX AND SALES TAX REPORT TO THE ARIZONA CORPORATION COMMISSION.

FOR THE YEAR ENDING: 12/31/19

HAS BEEN PREPARED UNDER MY DIRECTION, FROM THE ORIGINAL BOOKS, PAPERS AND RECORDS OF SAID UTILITY; THAT I HAVE CAREFULLY EXAMINED THE SAME, AND DECLARE THE SAME TO BE A COMPLETE AND CORRECT STATEMENT OF BUSINESS AND AFFAIRS OF SAID UTILITY FOR THE PERIOD COVERED BY THIS REPORT IN RESPECT TO EACH AND EVERY MATTER AND THING SET FORTH, TO THE BEST OF MY KNOWLEDGE, INFORMATION AND BELIEF.

Sworn Statement: I HEREBY ATTEST THAT ALL PROPERTY TAXES FOR SAID COMPANY ARE CURRENT AND PAID IN FULL.

I HEREBY ATTEST THAT ALL SALES TAXES FOR SAID COMPANY ARE CURRENT AND PAID IN FULL.

RECEIVED
BY EMAIL

2/20/2020, 8:52 AM

ARIZONA CORPORATION COMMISSION
UTILITIES DIVISION

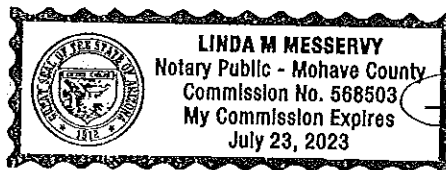
Todd R. Bremner
signature of owner/official

928-854-8800
telephone no.

SUBSCRIBED AND SWORN TO BEFORE ME A NOTARY PUBLIC
IN AND FOR THE COUNTY

THIS 19TH DAY OF MOHAVE
FEBRUARY 2020
(month) and (year)

MY COMMISSION EXPIRES 07/23/23
(date)



Linda M Messervy
(signature of notary public)

Verification and Sworn Statement

Verification:

State of Arizona I, the undersigned of the
(state name)
County of (county name): Mohave
Name (owner or official) title: TODD R BREMNER
Company name: Double R Water Distributors, Inc.

DO SAY THAT THIS ANNUAL UTILITY PROPERTY TAX AND SALES TAX REPORT TO THE ARIZONA CORPORATION COMMISSION.

FOR THE YEAR ENDING: 12/31/19

HAS BEEN PREPARED UNDER MY DIRECTION, FROM THE ORIGINAL BOOKS, PAPERS AND RECORDS OF SAID UTILITY; THAT I HAVE CAREFULLY EXAMINED THE SAME, AND DECLARE THE SAME TO BE A COMPLETE AND CORRECT STATEMENT OF BUSINESS AND AFFAIRS OF SAID UTILITY FOR THE PERIOD COVERED BY THIS REPORT IN RESPECT TO EACH AND EVERY MATTER AND THING SET FORTH, TO THE BEST OF MY KNOWLEDGE, INFORMATION AND BELIEF.

Sworn Statement: IN ACCORDANCE WITH THE REQUIREMENTS OF TITLE 40, ARTICLE 8, SECTION 40-401, ARIZONA REVISED STATUTES, IT IS HEREBIN REPORTED THAT THE GROSS OPERATING REVENUE OF SAID UTILITY DERIVED FROM ARIZONA INTRASTATE UTILITY OPERATIONS DURING THE CALENDAR YEAR WAS:

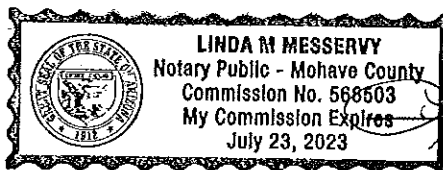
Arizona Intrastate Gross Operating Revenues Only (\$)
\$12,287
(The amount in the box above includes
\$0 in sales taxes
billed or collected)

RECEIVED
BY EMAIL
2/20/2020, 8:52 AM
ARIZONA CORPORATION COMMISSION
UTILITIES DIVISION

Todd R. Bremner
signature of owner/official
928-854-8800
telephone no.

SUBSCRIBED AND SWORN TO BEFORE ME A NOTARY PUBLIC
IN AND FOR THE COUNTY MOHAVE
(county name)
THIS 19TH DAY OF FEBRUARY 2020
(month) and (year)

MY COMMISSION EXPIRES 07/23/23
(date)



Linda M Messervy
(signature of notary public)

Verification and Sworn Statement (Residential Revenue)

Verification:

State of Arizona I, the undersigned of the
(state name)

County of (county name): Mohave
Name (owner or official) title: TODD R BREMNER
Company name: Double R Water Distributors, Inc.

DO SAY THAT THIS ANNUAL UTILITY PROPERTY TAX AND SALES TAX REPORT TO THE ARIZONA CORPORATION COMMISSION.

FOR THE YEAR ENDING: 12/31/19

HAS BEEN PREPARED UNDER MY DIRECTION, FROM THE ORIGINAL BOOKS, PAPERS AND RECORDS OF SAID UTILITY; THAT I HAVE CAREFULLY EXAMINED THE SAME, AND DECLARE THE SAME TO BE A COMPLETE AND CORRECT STATEMENT OF BUSINESS AND AFFAIRS OF SAID UTILITY FOR THE PERIOD COVERED BY THIS REPORT IN RESPECT TO EACH AND EVERY MATTER AND THING SET FORTH, TO THE BEST OF MY KNOWLEDGE, INFORMATION AND BELIEF.

Sworn Statement:

IN ACCORDANCE WITH THE REQUIREMENTS OF TITLE 40, ARTICLE 8, SECTION 40-401, ARIZONA REVISED STATUTES, IT IS HEREIN REPORTED THAT THE GROSS OPERATING REVENUE OF SAID UTILITY DERIVED FROM ARIZONA INTRASTATE UTILITY OPERATIONS RECEIVED FROM RESIDENTIAL CUSTOMERS DURING THE CALENDAR YEAR WAS:

Arizona Intrastate Gross Operating Revenues Only (\$)

\$11,960

(The amount in the box above includes

\$0 in sales taxes
billed or collected)

**RECEIVED
BY EMAIL**

2/20/2020, 8:52 AM

ARIZONA CORPORATION COMMISSION
UTILITIES DIVISION

Todd R. Bremner
signature of owner/official

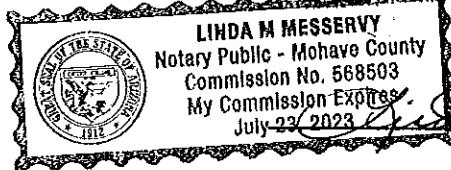
928-854-8800
telephone no.

SUBSCRIBED AND SWORN TO BEFORE ME A NOTARY PUBLIC
IN AND FOR THE COUNTY MOHAVE
(county name)

THIS 19TH DAY OF FEBRUARY 2020
(month) and (year)

MY COMMISSION EXPIRES

07/23/23
(date)



Linda M. Messervy
(signature of notary public)

Double R Water Distributors, Inc.
Annual Report
Full Gross-up Method for Income Tax Statement of Certification
12/31/19

Full Gross-up Method for Income Tax Statement of Certification

Verification:

State of Arizona I, the undersigned of the
(state name)

County of (county name): Mohave
Name (owner or official) title: TODD R BREMNER
Company name: Double R Water Distributors, Inc.

FOR THE YEAR ENDING: 12/31/19

Sworn Statement:

IN ACCORDANCE WITH THE REQUIREMENTS OF DECISION NO. 77084, BECAUSE THE UTILITY REQUIRES THE GROSS UP OF ADVANCES AND CONTRIBUTIONS, I HEREBY STATE THAT THE UTILITY HAS NOT INCURRED NOR IS EXPECTED TO INCUR A NET INCREASE IN CURRENT INCOME TAX EXPENSE OR A DECREASE IN DEFERRED TAX ASSET FOR A CARRY FORWARD ACCORDING TO GAAP IN AN AMOUNT EQUAL TO OR GREATER THAN THE AMOUNT OF THE REQUIRED GROSS UP PAID BY DEVELOPERS IN THE PERIOD COVERED BY THIS ANNUAL REPORT.

**RECEIVED
BY EMAIL**

2/20/2020, 8:52 AM
ARIZONA CORPORATION COMMISSION
UTILITIES DIVISION

Todd R. Bremner
signature of owner/official

928-854-8800
telephone no.

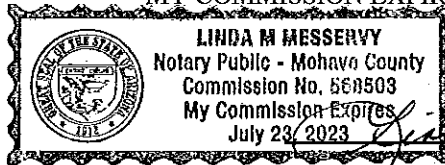
SUBSCRIBED AND SWORN TO BEFORE ME A NOTARY PUBLIC
IN AND FOR THE COUNTY

MOHAVE
(county name)

THIS 19TH DAY OF FEBRUARY 2020
(month) and (year)

MY COMMISSION EXPIRES

07/23/23
(date)



Linda M Messervy
(signature of notary public)