

ANNUAL REPORT

Of

Company Name:
PO Box 85160

Mailing Address: Tucson AZ
85754

Docket No.: W-01917A
For the Year Ended:

RECEIVED
APR 15 2019
ARIZONA CORP COMMISSION
UTILITIES DIVISION - DIRECTOR'S OFFICE

WATER UTILITY

To

Arizona Corporation Commission

Due on April 15th

Email: rdefuente@azcc.gov, mail or deliver the completed Annual Report to:
Arizona Corporation Commission
Compliance Section - Utilities Division
1200 West Washington Street
Phoenix, Arizona 85007

Application Type:
Application Date:

4-23-19

ARIZONA CORPORATION COMMISSION
WATER UTILITY ANNUAL REPORT
Dragoon Water Company
A Class Utility

1. For the Calendar Year Ended:

2. Address:
City: State: Zip Code:

3. Telephone Number:

4. Date of Original Organization of Utility:

5. Person to whom correspondence should be addressed concerning this report:

Name:
Telephone No. :
Address:
City: State: Zip Code:
Email:

6. On-Site Manager:

Name:
Telephone No. :
Address:
City: State: Zip Code:
Email:

7. Ownership:

8. Counties Served:

Utility Plant in Service (Water)							
Account No.	Description	Beginning Year Original Cost	Current Year Additions	Current Year Retirements	Adjusted Original Cost	Accumulated Depreciation	OCLD (OC less AD)
301	Organization	\$6,983			\$6,983		\$6,983
302	Franchises				0		0
303	Land and Land Rights	5,187			5,187		5,187
304	Structures and Improvements	29,114			29,114	20,937	8,177
305	Collecting & Improving Reservoirs				0		0
306	Lake, River, Canal Intakes				0		0
307	Wells and Springs	48,891			48,891	38,718	10,173
308	Infiltration Galleries				0		0
309	Supply Mains	4,154			4,154	2,687	1,467
310	Power Generation Equipment				0		0
311	Pumping Equipment	254,874	1,426		256,300	240,388	15,912
320	Water Treatment Equipment				0		0
320.1	Water Treatment Plants				0		0
320.2	Solution Chemical Feeders	3,649			3,649	1,275	2,374
320.3	Point-of-Use Treatment Devices				0		0
330	Distribution Reservoirs and Standpipes	96,107			96,107	66,185	29,922
330.1	Storage Tanks	2,495			2,495	83	2,412
330.2	Pressure Tanks	613			613	123	490
331	Transmission and Distribution Mains	212,923	5,851		218,774	137,805	80,969
333	Services	21,756	2,455		24,211	13,235	10,976
334	Meters and Meter Installations	33,553	1,236		34,789	33,605	1,184
335	Hydrants	633			633	248	385
336	Backflow Prevention Devices				0		0
339	Other Plant and Misc. Equipment				0		0
340	Office Furniture and Equipment	4,045			4,045	4,045	0
340.1	Computer & Software				0		0
341	Transportation Equipment				0		0
342	Stores Equipment				0		0
343	Tools, Shop and Garage Equipment	280			280	189	91
344	Laboratory Equipment				0		0
345	Power Operated Equipment				0		0
346	Communication Equipment				0		0
347	Miscellaneous Equipment				0		0
348	Other Tangible Plant	15,575			15,575	14,400	1,175
	Totals	\$740,832	\$10,968	\$0	\$751,800	\$573,923	\$177,877

Instructions: Fill out the Grey Cells with the relevant information. Input 0 or none if there is nothing recorded in that account or there is no applicable information to report.

Dragoon Water Company
 Annual Report
 Depreciation Expense for the Current Year (Water)
 12/31/18

Depreciation Expense for the Current Year (Water)								
Account No.	Description	Beginning Year Original Cost	Current Year Additions	Current Year Retirements	Adjusted Original Cost	Fully Depreciated/Non-depreciable Plant	Depreciation Percentages	Depreciation Expense
301	Organization	\$6,983	\$0	\$0	\$6,983	\$6,983		\$0
302	Franchises	0	0	0	0			0
303	Land and Land Rights	5,187	0	0	5,187	5,187		0
304	Structures and Improvements	29,114	0	0	29,114		3.33%	969
305	Collecting & Improving Reservoirs	0	0	0	0			0
306	Lake, River, Canal Intakes	0	0	0	0			0
307	Wells and Springs	48,891	0	0	48,891		3.33%	1,628
308	Infiltration Galleries	0	0	0	0			0
309	Supply Mains	4,154	0	0	4,154		2.00%	83
310	Power Generation Equipment	0	0	0	0			0
311	Pumping Equipment	254,874	1,426	0	256,300	236,935	12.50%	2,332
320	Water Treatment Equipment	0	0	0	0			0
320.1	Water Treatment Plants	0	0	0	0			0
320.2	Solution Chemical Feeders	3,649	0	0	3,649		3.33%	122
320.3	Point-of-Use Treatment Devices	0	0	0	0			0
330	Distribution Reservoirs and Standpipes	96,107	0	0	96,107		2.22%	2,134
330.1	Storage Tanks	2,495	0	0	2,495		2.22%	55
330.2	Pressure Tanks	613	0	0	613		5.00%	31
331	Transmission and Distribution Mains	212,923	5,851	0	218,774		2.00%	4,317
333	Services	21,756	2,455	0	24,211		3.33%	765
334	Meters and Meter Installations	33,553	1,236	0	34,789	33,553	8.33%	51
335	Hydrants	633	0	0	633		3.33%	21
336	Backflow Prevention Devices	0	0	0	0			0
339	Other Plant and Misc. Equipment	0	0	0	0			0
340	Office Furniture and Equipment	4,045	0	0	4,045	4,045	6.67%	0
340.1	Computer & Software	0	0	0	0			0
341	Transportation Equipment	0	0	0	0			0
342	Stores Equipment	0	0	0	0			0
343	Tools, Shop and Garage Equipment	280	0	0	280		5.00%	14
344	Laboratory Equipment	0	0	0	0			0
345	Power Operated Equipment	0	0	0	0			0
346	Communication Equipment	0	0	0	0			0
347	Miscellaneous Equipment	0	0	0	0			0
348	Other Tangible Plant	15,575	0	0	15,575		2.50%	389
	Subtotal	\$740,832	\$10,968	\$0	\$751,800	\$286,703		\$12,912

Contribution(s) in Aid of Construction (Gross) \$187,023

Less: Non Amortizable Contribution(s) 0

Fully Amortized Contribution(s) 124,735

Amortizable Contribution(s) \$62,288

Times: Proposed Amortization Rate 4.15%

Amortization of CIAC **\$2,585**

Less: Amortization of CIAC **\$2,585**

DEPRECIATION EXPENSE **\$10,327**

Instructions: Fill out the Grey Cells with the relevant information. Input 0 or none if there is nothing recorded in that account or there is no applicable information to report.

Dragoon Water Company
 Annual Report
 Balance Sheet Assets
 12/31/18

Balance Sheet Assets				
	Assets		Balance at Beginning of Year (2018)	Balance at End of Year (2018)
Account No.	Current and Accrued Assets			
131	Cash		\$16,576	\$24,702
134	Working Funds			
135	Temporary Cash Investments		60,700	
141	Customer Accounts Receivable		850	1,958
146	Notes Receivable from Associated Companies			
151	Plant Material and Supplies			
162	Prepayments			7,071
174	Miscellaneous Current and Accrued Assets		19,167	38,881
	Total Current and Accrued Assets		\$97,293	\$72,612
Account No.	Fixed Assets			
101	Utility Plant in Service*		\$740,832	\$751,800
103	Property Held for Future Use			
105	Construction Work in Progress			
108	Accumulated Depreciation (enter as negative)*		(561,011)	(573,923)
121	Non-Utility Property			
122	Accumulated Depreciation - Non Utility			
	Total Fixed Assets		\$179,821	\$177,877
	Total Assets		\$277,114	\$250,489

Instructions: Fill out the Grey Cells with the relevant information. Input 0 or none if there is nothing recorded in that account or there is no applicable information to report.

*Note these items feed automatically from AR3 UPIS Page 3

Dragoon Water Company
Annual Report
Balance Sheet Liabilities and Owners Equity

Balance Sheet Liabilities and Owners Equity				
	Liabilities		Balance at Beginning of Year (2018)	Balance at End of Year (2018)
Account No.	Current Liabilities			
231	Accounts Payable		\$7,103	\$4,619
232	Notes Payable (Current Portion)			
234	Notes Payable to Associated Companies			
235	Customer Deposits		4,319	5,204
236	Accrued Taxes		2,489	459
237	Accrued Interest			
242	Miscellaneous Current and Accrued Liabilities			
	Total Current Liabilities		\$13,911	\$10,282
	Long Term Debt			
224	Long Term Debt (Notes and Bonds)		\$34,168	\$1,219
	Deferred Credits			
251	Unamortized Premium on Debt		\$0	\$0
252	Advances in Aid of Construction		1,610	1,430
255	Accumulated Deferred Investment Tax Credits			
271	Contributions in Aid of Construction		187,023	187,023
272	Less: Amortization of Contributions		(135,577)	(138,162)
281	Accumulated Deferred Income Tax			
	Total Deferred Credits		\$53,056	\$50,291
	Total Liabilities		\$101,135	\$61,792
	Capital Accounts			
201	Common Stock Issued		\$13,000	\$13,000
211	Other Paid-In Capital		168,642	168,642
215	Retained Earnings		(5,663)	7,055
218	Proprietary Capital (Sole Props and Partnerships)		0	0
	Total Capital		\$175,979	\$188,697
	Total Liabilities and Capital		\$277,114	\$250,489

Instructions: Fill out the Grey Cells with the relevant information. Input 0 or none if there is nothing recorded in that account or there is no applicable information to report.

Note: Total liabilities and Capital must match total assets for the beginning and end of the year!

Dragoon Water Company
Annual Report
Water Comparative Income Statement
12/31/18

Water Comparative Income Statement			
Account No.	Calendar Year	Current Year 01/01/2018 - 12/31/2018	Last Year 01/01/2017 - 12/31/2017
	Operating Revenue		
461	Metered Water Revenue	\$102,665	\$106,466
460	Unmetered Water Revenue		
462	Fire Protection Revenue		
469	Guaranteed Revenues (Surcharges)		
471	Miscellaneous Service Revenues		
474	Other Water Revenue	1,938	2,207
	Total Revenues	\$104,603	\$108,673
	Operating Expenses		
601	Salaries and Wages	\$0	\$0
604	Employee Pensions and Benefits		
610	Purchased Water		
615	Purchased Power	9,947	12,651
618	Chemicals	194	581
620	Materials and Supplies		
620.1	Repairs and Maintenance	7,588	9,296
620.2	Office Supplies and Expense	1,120	1,237
630	Contractual Services		
631	Contractual Services -Engineering		
632	Contractual Services - Accounting	5,024	4,640
633	Contractual Services - Legal	588	5,341
634	Contractual Services - Management Fees	35,312	21,315
635	Contractual Services - Water Testing	4,306	4,901
636	Contractual Services - Other	1,145	195
640	Rents		
641	Rental of Building/Real Property		
642	Rental of Equipment		
650	Transportation Expenses	4,042	3,223
657	Insurance - General Liability	2,097	2,624
657.1	Insurance - Health and Life		
665	Regulatory Commission Expense - Rate	4,515	
670	Bad Debt Expense	353	151
675	Miscellaneous Expense		
403	Depreciation Expense (From Schedule AR4)	10,327	10,891
408	Taxes Other Than Income		
408.11	Property Taxes	4,708	4,815
409	Income Taxes	2,100	9,200
427.1	Customer Security Deposit Interest	142	
	Total Operating Expenses	\$93,508	\$91,061
	Operating Income / (Loss)	\$11,095	\$17,612
	Other Income / (Expense)		
419	Interest and Dividend Income	\$837	\$12
421	Non-Utility Income		
426	Miscellaneous Non-Utility (Expense)		
427	Interest (Expense)	(1,267)	(2,540)
	Total Other Income / (Expense)	(\$430)	(\$2,528)
	Net Income / (Loss)	\$10,665	\$15,084

Instructions: Fill out the Grey Cells with the relevant information. Input 0 or none if there is nothing recorded in that account or there is no applicable information to report.

Full time equivalent employees

	Direct Company	Outside service	Total
President	0.0		0.0
Vice-president	0.0		0.0
Manager	0.0		0.0
Engineering Staff	0.0	difficult to	#####
System Operator(s)	0.0	determine	#####
Meter reader	0.0	without	#####
Customer Service	0.0	significant	#####
Accounting	0.0	analysis	#####
Business Office	0.0		0.0
Rates Department	0.0		0.0
Administrative Staff	0.0		0.0
Other	0.0		0.0
Total	0.0	0.0	#####

Instructions: Fill out the Grey Cells with the relevant information. Input 0 or none if there is nothing recorded in that account or there is no applicable information to report. A full-time employee is based on 2080 total hours per year. Please calculate partial employees using 2080 hours.

Dragoon Water Company
 Annual Report
 Supplemental Financial Data (Long-Term Debt)
 12/31/18

Supplemental Financial Data (Long-Term Debt)				
	Loan #1	Loan #2	Loan #3	Loan #4
Date Issued	Varies	10/10/2013		
Source of Loan	WIFA	Southwestern Utility Mgmt		
ACC Decision No.	65132	75037		
Reason for Loan	Plant upgrades	Pump replacement		
Dollar Amt. Issued	\$196,442	\$26,000		
Amount Outstanding	\$0	\$1,219		
Date of Maturity	2/1/2020	not specified		
Interest Rate	4.69%	5.00%		
Current Year Interest	\$1,097	\$170		
Current Year Principal	\$34,168	\$3,476		

Meter Deposit Balance at Test Year End:	\$1,430
---	---------

Meter Deposits Refunded During the Test Year:	\$180
---	-------

List all bonds, notes, loans, and other types of indebtedness in which the proceeds were used in the provision of public utility service. Indebtedness incurred for personal uses by the owner of the utility should not be listed. Input 0 or none if there is nothing to report for that cell.

Well and Water Usage

Name of the System: DRAGON WATER CO									
ADEQ Public Water System Number: AZ0402015									
ADWR PCC Number: 91-000036.0000									
Well registry 55# (55-XXXXXX):	Pump Horsepower	Pump Yield (gpm)	Casing Depth (feet)	Casing Diameter (inches)	Pump Motor Type **	Year Drilled	Meter Size (inches)	How measured:	Active
55-631739	15	55	760	12	Submersible	1958	3	Metered	Yes
55-631738	30	200	987	12	Submersible	1967	4	Metered	Yes

Name of system water delivered to: _____
 ADWR PCC Number: _____
 Source of water delivered to another system: _____

Name of system water received from: _____
 ADWR PCC Number: _____
 Source of water received: _____
 Well registry 55# (55-XXXXXX): _____

Month	Water withdrawn (acre ft) ¹	Water sold (acre ft) ²	Water delivered (sold) to other systems (acre ft) ³	Water received (purchased) from other systems (acre ft) ⁴	Estimated authorized use (acre ft) ⁵	Purchased Power Expense ⁶	Purchased Power (kWh) ⁷
January	3	2	0	0	0	\$428	3,203
February	1	1	0	0	0	484	3,334
March	2	2	0	0	0	532	3,753
April	2	2	0	0	0	1,026	3,687
May	2	2	0	0	0	1,083	4,138
June	3	3	0	0	0	1,107	4,449
July	3	2	0	0	0	1,102	4,619
August	3	2	0	0	0	1,098	4,193
September	3	2	0	0	0	1,053	3,781
October	2	2	0	0	0	1,021	3,505
November	2	1	0	0	0	520	2,922
December	2	1	0	0	0	493	2,903
Totals	27	23	0	0	0	\$9,947	44,487

If applicable, in the space below please provide a description for all un-metered water use along with amounts:
 N/A

Instructions: Fill out the Grey Cells with the relevant information. Input 0 or none if there is nothing recorded in that account or there is no applicable information to report.

1 Water withdrawn - Total acre feet of water withdrawn from pumped sources.
 2 Water sold - Total acre feet from customer meters, and other sales such as construction water.
 3 Water delivered (sold) to other systems - Total acre feet of water delivered to other systems.
 4 Water received (purchased) from other systems - Total acre feet of water purchased/received from other systems.
 5 Estimated authorized use - Total estimated acre feet from authorized metered or unmetered use. Authorized uses such as flushing (mains, services and hydrants) draining/cleaning tanks, process, construction, fire fighting, etc. Non-authorized use (real losses) are service line breaks and leaks, water main breaks, meter inaccuracies and theft.
 6 Enter the total purchased power costs for the power meters associated with this system.
 7 Enter the total purchased kWh used by the power meters associated with this system.

Water Utility Plant Description		
Name of the System:	DRAGOON WATER CO	
ADEQ Public Water System Number:	AZ0402015	
ADWR PCC Number:	91-000036.0000	

MAINS		
Sizes (inches)	Material	Length (feet)
2.00	PVC	1,450
3.00	AC/PVC	2,830
3.00	PVC	16,418
4.00	AC/PVC	4,030
4.00	PVC	10,757
6.00	AC/PVC	600
6.00	PVC	8,860

CUSTOMER METERS	
Size (inches)	Quantity
5/8 X 3/4	122
1	20
Compound 2	2

SERVICE LINES	
Material	Percent of system

BOOSTER PUMPS		
Horsepower	GPM	Quantity
5	100	2
15	300	2
10	200	2
1.5	300	2

FIRE HYDRANTS	
Type	Quantity
Standard *	0
Other	0

STORAGE TANKS		
Capacity (gallons)	Material	Quantity
40,000	Steel	1
20,000	Steel	1
5,000	Steel	1

PRESSURE/BLADDER TANKS		
Capacity (gallons)	Material	Quantity
5,000	Steel	2
2,000	Steel	1
100	Steel	1

Instructions: Fill out the Grey Cells with the relevant information. Input 0 or none if there is nothing recorded in that account or there is no applicable information to report. Copy and paste this sheet as many times as is necessary.

* A standard fire hydrant has two 2.5 inch hose connection nozzles with 7.5 threads per inch, and one 4.5 inch pumper connection nozzle with 4 threads per inch.

Water Utility Plant Description (Continued)

For the following three items, list the utility owned assets in each category for each system.

TREATMENT EQUIPMENT:	2 chlorinators
-----------------------------	----------------

STRUCTURES:	10 x 10 foot block pump house at well 1, 10 x 12 foot wooden pump houses at wells 2 and 3, 1200 feet of chain link fence, 5 x 5 foot booster house, 2 tin storage sheds
--------------------	---

OTHER:	N/A
---------------	-----

Instructions: Fill out the Grey Cells with the relevant information. Input 0 or none if there is nothing recorded in that account or there is no applicable information to report. Copy and paste this sheet as many times as is necessary.

Customer and Other Information	
Name of the System:	DRAGOON WATER CO
ADEQ Public Water System Number:	AZ0402015
ADWR PCC Number:	91-000036.0000

Month	Number of Customers				
	Single-Family	Multi-Family	Commercial	Turf/Irrigation	Other Non-Residential
January	109	0	3	0	11
February	109	0	3	0	11
March	108	0	3	0	12
April	110	0	3	0	11
May	109	0	3	0	12
June	109	0	3	0	11
July	108	0	3	0	12
August	107	0	3	0	12
September	108	0	3	0	12
October	109	0	3	0	12
November	109	0	3	0	11
December	109	0	3	0	11

If the system has fire hydrants, what is the fire flow requirements? GPM for hrs.

Does the system have chlorination treatment?

Does the Company have an ADWR Gallons Per Capita Per Day (GCPCPD) requirement?

If yes, provide the GCPCPD amount:

Is the Water Utility located in an ADWR Active Management Area (AMA)?

If yes, which AMA?

Instructions: Fill out the Grey Cells with the relevant information. Input 0 or none if there is nothing recorded in that account or there is no applicable information to report. Copy and paste this sheet as many times as is necessary.

Property Taxes	
-----------------------	--

Amount of actual property taxes paid during Calendar Year 2018 was	\$4,762
--	---------

If no property taxes paid, explain why. N/A
--

Instructions: Fill out the Grey Cells with the relevant information. Input 0 or none if there is nothing recorded in that account or there is no applicable information to report.

Dragoon Water Company
Annual Report
Verification and Sworn Statement (Taxes)
12/31/18

Verification and Sworn Statement (Taxes)

RECEIVED

APR 15 2019

Verification: State of Arizona I, the undersigned of the
(state name)

County of (county name): Pima
Name (owner or official) title: Bonnie O'Connor
Company name: Dragoon Water Company

ARIZONA CORP COMMISSION
UTILITIES DIVISION - DIRECTOR'S OFFICE

DO SAY THAT THIS ANNUAL UTILITY PROPERTY TAX AND SALES TAX REPORT TO THE ARIZONA CORPORATION COMMISSION.

FOR THE YEAR ENDING: 12/31/18

HAS BEEN PREPARED UNDER MY DIRECTION, FROM THE ORIGINAL BOOKS, PAPERS AND RECORDS OF SAID UTILITY; THAT I HAVE CAREFULLY EXAMINED THE SAME, AND DECLARE THE SAME TO BE A COMPLETE AND CORRECT STATEMENT OF BUSINESS AND AFFAIRS OF SAID UTILITY FOR THE PERIOD COVERED BY THIS REPORT IN RESPECT TO EACH AND EVERY MATTER AND THING SET FORTH, TO THE BEST OF MY KNOWLEDGE, INFORMATION AND BELIEF.

Sworn Statement: I HEREBY ATTEST THAT ALL PROPERTY TAXES FOR SAID COMPANY ARE CURRENT AND PAID IN FULL.

I HEREBY ATTEST THAT ALL SALES TAXES FOR SAID COMPANY ARE CURRENT AND PAID IN FULL.



signature of owner/official


520-623-5172


telephone no.

SUBSCRIBED AND SWORN TO BEFORE ME A NOTARY PUBLIC
IN AND FOR THE COUNTY

THIS 10th DAY OF Pima
April 2019
(month) and (year)

MY COMMISSION EXPIRES 5/27/19
(date)





(signature of notary public)

RECEIVED

APR 15 2019

ARIZONA CORP COMMISSION
UTILITIES DIVISION - DIRECTOR'S OFFICE

Verification and Sworn Statement

Verification:

State of Arizona I, the undersigned of the
(state name)
County of (county name): Pima
Name (owner or official) title: Bonnie O'Connor
Company name: Dragoon Water Company

DO SAY THAT THIS ANNUAL UTILITY PROPERTY TAX AND SALES TAX REPORT TO THE ARIZONA CORPORATION COMMISSION.

FOR THE YEAR ENDING: 12/31/18

HAS BEEN PREPARED UNDER MY DIRECTION, FROM THE ORIGINAL BOOKS, PAPERS AND RECORDS OF SAID UTILITY; THAT I HAVE CAREFULLY EXAMINED THE SAME, AND DECLARE THE SAME TO BE A COMPLETE AND CORRECT STATEMENT OF BUSINESS AND AFFAIRS OF SAID UTILITY FOR THE PERIOD COVERED BY THIS REPORT IN RESPECT TO EACH AND EVERY MATTER AND THING SET FORTH, TO THE BEST OF MY KNOWLEDGE, INFORMATION AND BELIEF.

Sworn Statement: IN ACCORDANCE WITH THE REQUIREMENTS OF TITLE 40, ARTICLE 8, SECTION 40-401, ARIZONA REVISED STATUTES, IT IS HEREIN REPORTED THAT THE GROSS OPERATING REVENUE OF SAID UTILITY DERIVED FROM ARIZONA INTRASTATE UTILITY OPERATIONS DURING THE CALENDAR YEAR WAS:

Arizona Intrastate Gross Operating Revenues Only (\$)

\$111,033

(The amount in the box above includes

\$6,430 in sales taxes
billed or collected)

B. O'Connor
signature of owner/official

520-623-5172
telephone no.


SUBSCRIBED AND SWORN TO BEFORE ME A NOTARY PUBLIC
IN AND FOR THE COUNTY

THIS

10th DAY OF Pima
April 2019
(month) and (year)

MY COMMISSION EXPIRES

5/27/19
(date)



[Signature]
(signature of notary public)

Verification and Sworn Statement (Residential Revenue)

Verification:

State of Arizona I, the undersigned of the
(state name)

County of (county name): Pima
Name (owner or official) title: Bonnie O'Connor
Company name: Dragoon Water Company

RECEIVED

APR 15 2019

ARIZONA CORP COMMISSION
UTILITIES DIVISION - DIRECTOR'S OFFICE

DO SAY THAT THIS ANNUAL UTILITY PROPERTY TAX AND SALES TAX REPORT TO THE ARIZONA CORPORATION COMMISSION.

FOR THE YEAR ENDING: 12/31/18

HAS BEEN PREPARED UNDER MY DIRECTION, FROM THE ORIGINAL BOOKS, PAPERS AND RECORDS OF SAID UTILITY; THAT I HAVE CAREFULLY EXAMINED THE SAME, AND DECLARE THE SAME TO BE A COMPLETE AND CORRECT STATEMENT OF BUSINESS AND AFFAIRS OF SAID UTILITY FOR THE PERIOD COVERED BY THIS REPORT IN RESPECT TO EACH AND EVERY MATTER AND THING SET FORTH, TO THE BEST OF MY KNOWLEDGE, INFORMATION AND BELIEF.

Sworn Statement: IN ACCORDANCE WITH THE REQUIREMENTS OF TITLE 40, ARTICLE 8, SECTION 40-401, ARIZONA REVISED STATUTES, IT IS HEREIN REPORTED THAT THE GROSS OPERATING REVENUE OF SAID UTILITY DERIVED FROM ARIZONA INTRASTATE UTILITY OPERATIONS RECEIVED FROM RESIDENTIAL CUSTOMERS DURING THE CALENDAR YEAR WAS:

Arizona Intrastate Gross Operating Revenues Only (\$)

\$90,783

(The amount in the box above includes

\$5,220 in sales taxes
billed or collected)

B. O'Connor
signature of owner/official

520-623-5172
telephone no.

SUBSCRIBED AND SWORN TO BEFORE ME A NOTARY PUBLIC
IN AND FOR THE COUNTY

Pima
(county name)

THIS 10th DAY OF April 2019
(month) and (year)

MY COMMISSION EXPIRES 5/27/19
(date)



[Signature]
(signature of notary public)

Company	Dragoon Water Company	
Docket No.:	W-01917A	
Name of the System:	DRAGOON WATER CO	
ADEQ Public Water System Number:	AZ0402015	
ADWR PCC Number:	91-000036.0000	

2018 Utility Shutoffs / Disconnects			
Month	Termination without Notice R14-2-410.B	Termination with Notice R14-2-410.C	Other
January	0	1	0
February	0	3	0
March	0	1	0
April	0	3	0
May	0	3	0
June	0	0	0
July	0	0	0
August	0	0	0
September	0	1	0
October	0	1	0
November	0	0	0
December	0	1	0
Total	0	14	0

Other (description):

N/A

Instructions: Fill out the Grey Cells with the relevant information. Input 0 or none if there is nothing recorded in that account or there is no applicable information to report.