

**ANNUAL REPORT**

Of

Company Name: Bob B. Watkins DBA East Slope Water Company  
PO Box 85160

Mailing Address: Tucson AZ  
85754

Docket No.: W-01906A  
For the Year Ended: 12/31/18

RECEIVED  
JUN 13 2019  
ARIZONA CORP COMMISSION  
UTILITIES DIVISION - DIRECTOR'S OFFICE

**WATER UTILITY**

To

Arizona Corporation Commission

**Due on April 15th**

Email: rdelafuente@azcc.gov, mail or deliver the completed Annual Report to:  
Arizona Corporation Commission  
Compliance Section - Utilities Division  
1200 West Washington Street  
Phoenix, Arizona 85007

Application Type: Original Filing  
Application Date: 6/13/2019

6-25-19

ARIZONA CORPORATION COMMISSION  
WATER UTILITY ANNUAL REPORT  
Bob B. Watkins DBA East Slope Water Company  
A Class  Utility

1. For the Calendar Year Ended: 12/31/18

2. Address: 

PO Box 85160			
City:	Tucson	State:	Arizona
		Zip Code:	85754

3. Telephone Number: 520-623-5172

4. Date of Original Organization of Utility: 8/26/1985

5. Person to whom correspondence should be addressed concerning this report:

Name: Paul Juhl  
Telephone No. : 520-623-5172  
Address: 

PO Box 85160			
City:	Tucson	State:	Arizona
		Zip Code:	85754

  
Email: info@southwesternutility.com

6. On-Site Manager:

Name: Jason Long  
Telephone No. : 520-623-5172  
Address: 

PO Box 85160			
City:	Tucson	State:	Arizona
		Zip Code:	85754

  
Email: info@southwesternutility.com

7. Ownership: "C" Corporation

8. Counties Served: Cochise

Utility Plant in Service (Water)							
Account No.	Description	Beginning Year Original Cost	Current Year Additions	Current Year Retirements	Adjusted Original Cost	Accumulated Depreciation	OCLD (OC less AD)
301	Organization	\$2,180	\$0	\$0	\$2,180		\$2,180
302	Franchises				0		0
303	Land and Land Rights	5,994			5,994		5,994
304	Structures and Improvements	41,519			41,519	9,300	32,219
305	Collecting & Improving Reservoirs				0		0
306	Lake, River, Canal Intakes				0		0
307	Wells and Springs	361,787	1,200		362,987	105,169	257,818
308	Infiltration Galleries				0		0
309	Supply Mains				0		0
310	Power Generation Equipment				0		0
311	Pumping Equipment	479,233	26,883		506,116	375,410	130,706
320	Water Treatment Equipment				0		0
320.1	Water Treatment Plants				0		0
320.2	Solution Chemical Feeders	1,741			1,741	1,542	199
320.3	Point-of-Use Treatment Devices				0		0
330	Distribution Reservoirs and Standpipes	10,276			10,276	6,580	3,696
330.1	Storage Tanks	204,250			204,250	40,471	163,779
330.2	Pressure Tanks	48,811			48,811	24,656	24,155
331	Transmission and Distribution Mains	1,317,475	1,896		1,319,371	319,557	999,814
333	Services	20,476			20,476	2,507	17,969
334	Meters and Meter Installations	49,534	4,208		53,742	30,143	23,599
335	Hydrants				0		0
336	Backflow Prevention Devices				0		0
339	Other Plant and Misc. Equipment				0		0
340	Office Furniture and Equipment				0		0
340.1	Computer & Software				0		0
341	Transportation Equipment				0		0
342	Stores Equipment				0		0
343	Tools, Shop and Garage Equipment				0		0
344	Laboratory Equipment				0		0
345	Power Operated Equipment				0		0
346	Communication Equipment				0		0
347	Miscellaneous Equipment				0		0
348	Other Tangible Plant				0		0
	<b>Totals</b>	<b>\$2,543,276</b>	<b>\$34,187</b>	<b>\$0</b>	<b>\$2,577,463</b>	<b>\$915,335</b>	<b>\$1,662,128</b>

**Instructions:** Fill out the Grey Cells with the relevant information. Input 0 or none if there is nothing recorded in that account or there is no applicable information to report.

Bob B. Watkins DBA East Slope Water Company  
 Annual Report  
 Depreciation Expense for the Current Year (Water)  
 12/31/18

Depreciation Expense for the Current Year (Water)								
Account No.	Description	Beginning Year Original Cost	Current Year Additions	Current Year Retirements	Adjusted Original Cost	Fully Depreciated/Non-depreciable Plant	Depreciation Percentages	Depreciation Expense
301	Organization	\$2,180	\$0	\$0	\$2,180	\$2,180	0.00%	\$0
302	Franchises	0	0	0	0		0.00%	0
303	Land and Land Rights	5,994	0	0	5,994	5,994	0.00%	0
304	Structures and Improvements	41,519	0	0	41,519		3.33%	1,383
305	Collecting & Improving Reservoirs	0	0	0	0			0
306	Lake, River, Canal Intakes	0	0	0	0			0
307	Wells and Springs	361,787	1,200	0	362,987	42,649	3.33%	10,647
308	Infiltration Galleries	0	0	0	0			0
309	Supply Mains	0	0	0	0			0
310	Power Generation Equipment	0	0	0	0			0
311	Pumping Equipment	479,233	26,883	0	506,116	237,185	12.50%	31,936
320	Water Treatment Equipment	0	0	0	0			0
320.1	Water Treatment Plants	0	0	0	0			0
320.2	Solution Chemical Feeders	1,741	0	0	1,741	1,076	20.00%	133
320.3	Point-of-Use Treatment Devices	0	0	0	0			0
330	Distribution Reservoirs and Standpipes	10,276	0	0	10,276		2.22%	228
330.1	Storage Tanks	204,250	0	0	204,250		2.22%	4,534
330.2	Pressure Tanks	48,811	0	0	48,811		5.00%	2,441
331	Transmission and Distribution Mains	1,317,475	1,896	0	1,319,371	143,358	2.00%	23,501
333	Services	20,476	0	0	20,476	474	3.33%	666
334	Meters and Meter Installations	49,534	4,208	0	53,742	8,759	8.33%	3,572
335	Hydrants	0	0	0	0			0
336	Backflow Prevention Devices	0	0	0	0			0
339	Other Plant and Misc. Equipment	0	0	0	0			0
340	Office Furniture and Equipment	0	0	0	0			0
340.1	Computer & Software	0	0	0	0			0
341	Transportation Equipment	0	0	0	0			0
342	Stores Equipment	0	0	0	0			0
343	Tools, Shop and Garage Equipment	0	0	0	0			0
344	Laboratory Equipment	0	0	0	0			0
345	Power Operated Equipment	0	0	0	0			0
346	Communication Equipment	0	0	0	0			0
347	Miscellaneous Equipment	0	0	0	0			0
348	Rate Case Adjustment	0	0	0	0			(1,524)
	<b>Subtotal</b>	<b>\$2,543,276</b>	<b>\$34,187</b>	<b>\$0</b>	<b>\$2,577,463</b>	<b>\$441,675</b>		<b>\$77,517</b>

Contribution(s) in Aid of Construction (Gross)	\$287,707
Less: Non Amortizable Contribution(s)	0
Fully Amortized Contribution(s)	201,862
Amortizable Contribution(s)	<u>\$85,845</u>
Times: Proposed Amortization Rate	3.54%
<b>Amortization of CIAC</b>	<b>\$8,156</b>

<b>Less: Amortization of CIAC</b>	<input type="text" value="\$8,156"/>
<b>DEPRECIATION EXPENSE</b>	<input type="text" value="\$69,361"/>

**Instructions:** Fill out the Grey Cells with the relevant information. Input 0 or none if there is nothing recorded in that account or there is no applicable information to report.

Bob B. Watkins DBA East Slope Water Company  
 Annual Report  
 Balance Sheet Assets  
 12/31/18

Balance Sheet Assets				
	Assets		Balance at Beginning of Year (2018)	Balance at End of Year (2018)
Account No.	<b>Current and Accrued Assets</b>			
131	Cash		\$269,467	\$310,409
134	Working Funds			
135	Temporary Cash Investments			
141	Customer Accounts Receivable		(2,995)	(7,718)
146	Notes Receivable from Associated Companies			
151	Plant Material and Supplies			
162	Prepayments		47,220	
174	Miscellaneous Current and Accrued Assets		22,720	61,191
	<b>Total Current and Accrued Assets</b>		<b>\$336,412</b>	<b>\$363,882</b>
Account No.	<b>Fixed Assets</b>			
101	Utility Plant in Service*		\$2,543,276	\$2,577,463
103	Property Held for Future Use		914,421	914,421
105	Construction Work in Progress		32,091	385,657
108	Accumulated Depreciation (enter as negative)*		(858,730)	(915,335)
121	Non-Utility Property		0	0
122	Accumulated Depreciation - Non Utility		0	0
	<b>Total Fixed Assets</b>		<b>\$2,631,058</b>	<b>\$2,962,206</b>
	<b>Total Assets</b>		<b>\$2,967,470</b>	<b>\$3,326,088</b>

**Instructions:** Fill out the Grey Cells with the relevant information. Input 0 or none if there is nothing recorded in that account or there is no applicable information to report.

\*Note these items feed automatically from AR3 UPIS Page 3

Bob B. Watkins DBA East Slope Water Company  
 Annual Report  
 Balance Sheet Liabilities and Owners Equity

<b>Balance Sheet Liabilities and Owners Equity</b>				
	<b>Liabilities</b>		Balance at Beginning of Year (2018)	Balance at End of Year (2018)
<b>Account No.</b>	<b>Current Liabilities</b>			
231	Accounts Payable		\$76,845	\$122,389
232	Notes Payable (Current Portion)			
234	Notes Payable to Associated Companies			
235	Customer Deposits		22,045	22,821
236	Accrued Taxes		72,452	4,046
237	Accrued Interest			
242	Miscellaneous Current and Accrued Liabilities			
	<b>Total Current Liabilities</b>		<b>\$171,342</b>	<b>\$149,256</b>
	<b>Long Term Debt</b>			
224	Long Term Debt (Notes and Bonds)		\$818,613	\$1,126,087
	<b>Deferred Credits</b>			
251	Unamortized Premium on Debt		\$0	\$0
252	Advances in Aid of Construction		1,596,637	1,595,492
255	Accumulated Deferred Investment Tax Credits			
271	Contributions in Aid of Construction		287,707	287,707
272	Less: Amortization of Contributions		(274,304)	(282,460)
281	Accumulated Deferred Income Tax		0	92,949
	<b>Total Deferred Credits</b>		<b>\$1,610,040</b>	<b>\$1,693,688</b>
	<b>Total Liabilities</b>		<b>\$2,599,995</b>	<b>\$2,969,031</b>
	<b>Capital Accounts</b>			
201	Common Stock Issued		\$46,300	\$46,300
211	Other Paid-In Capital		50,953	50,953
215	Retained Earnings		270,222	259,804
218	Proprietary Capital (Sole Props and Partnerships)		0	0
	<b>Total Capital</b>		<b>\$367,475</b>	<b>\$357,057</b>
	<b>Total Liabilities and Capital</b>		<b>\$2,967,470</b>	<b>\$3,326,088</b>

**Instructions:** Fill out the Grey Cells with the relevant information. Input 0 or none if there is nothing recorded in that account or there is no applicable information to report.

**Note: Total liabilities and Capital must match total assets for the beginning and end of the year!**

Bob B. Watkins DBA East Slope Water Company  
Annual Report  
Water Comparative Income Statement  
12/31/18

<b>Water Comparative Income Statement</b>			
Account No.	Calendar Year	Current Year 01/01/2018 - 12/31/2018	Last Year 01/01/2017 - 12/31/2017
	<b>Operating Revenue</b>		
461	Metered Water Revenue	\$361,689	\$305,950
460	Unmetered Water Revenue		
462	Fire Protection Revenue		
469	Guaranteed Revenues (Surcharges)	138,349	235,345
471	Miscellaneous Service Revenues		
474	Other Water Revenue	8,890	10,930
	<b>Total Revenues</b>	<b>\$508,928</b>	<b>\$552,225</b>
	<b>Operating Expenses</b>		
601	Salaries and Wages	\$0	\$0
604	Employee Pensions and Benefits		
610	Purchased Water		
615	Purchased Power	65,723	66,801
618	Chemicals	1,240	704
620	Materials and Supplies		
620.1	Repairs and Maintenance	13,829	27,364
620.2	Office Supplies and Expense	6,825	9,550
630	Contractual Services		
631	Contractual Services -Engineering		
632	Contractual Services - Accounting	8,667	7,634
633	Contractual Services - Legal	1,338	1,097
634	Contractual Services - Management Fees	209,214	178,983
635	Contractual Services - Water Testing	5,202	5,280
636	Contractual Services - Other	390	965
640	Rents	1,560	1,830
641	Rental of Building/Real Property		
642	Rental of Equipment		
650	Transportation Expenses	7,917	6,376
657	Insurance - General Liability	4,242	4,025
657.1	Insurance - Health and Life		
665	Regulatory Commission Expense - Rate	4,579	12,828
670	Bad Debt Expense	883	2,203
675	Miscellaneous Expense	2,581	5,963
403	Depreciation Expense (From Schedule AR4)	69,361	65,288
408	Taxes Other Than Income		
408.11	Property Taxes	19,518	16,582
409	Income Taxes	15,635	24,570
427.1	Customer Security Deposit Interest	543	454
	<b>Total Operating Expenses</b>	<b>\$439,247</b>	<b>\$438,497</b>
	<b>Operating Income / (Loss)</b>	<b>\$69,681</b>	<b>\$113,728</b>
	<b>Other Income / (Expense)</b>		
419	Interest and Dividend Income	\$5,348	\$409
421	Non-Utility Income	0	0
426	Miscellaneous Non-Utility (Expense)	(86,820)	0
427	Interest (Expense)	(47,466)	(39,255)
	<b>Total Other Income / (Expense)</b>	<b>(\$128,938)</b>	<b>(\$38,846)</b>
	<b>Net Income / (Loss)</b>	<b>(\$59,257)</b>	<b>\$74,882</b>

**Instructions:** Fill out the Grey Cells with the relevant information. Input 0 or none if there is nothing recorded in that account or there is no applicable information to report.

Bob B. Watkins DBA East Slope Water Company  
 Annual Report  
 Full time equivalent employees  
 12/31/18

**Full time equivalent employees**

	Direct Company	Outside service	Total
President	0.0		0.0
Vice-president	0.0		0.0
Manager	0.0		0.0
Engineering Staff	0.0	difficult to	#####
System Operator(s)	0.0	determine	#####
Meter reader	0.0	without	#####
Customer Service	0.0	significant	#####
Accounting	0.0	analysis	#####
Business Office	0.0		0.0
Rates Department	0.0		0.0
Administrative Staff	0.0		0.0
Other	0.0		0.0
<b>Total</b>	0.0	0.0	#####

**Instructions:** Fill out the Grey Cells with the relevant information. Input 0 or none if there is nothing recorded in that account or there is no applicable information to report. A full-time employee is based on 2080 total hours per year. Please calculate partial employees using 2080 hours.



Bob B. Watkins DBA East Slope Water Company  
 Annual Report  
 Supplemental Financial Data (Long-Term Debt)  
 12/31/18

<b>Supplemental Financial Data (Long-Term Debt)</b>				
	Loan #1	Loan #2	Loan #3	Loan #4
Date Issued	3/6/2017			
Source of Loan	CoBank			
ACC Decision No.	75923			
Reason for Loan	Refi/improvements			
Dollar Amt. Issued	\$1,170,064			
Amount Outstanding	\$1,126,087			
Date of Maturity	3/20/2038			
Interest Rate	5.44% & 5.87%			
Current Year Interest	\$47,402			
Current Year Principal	\$43,977			

Meter Deposit Balance at Test Year End:	\$13,179
---	----------

Meter Deposits Refunded During the Test Year:	\$1,499
---	---------

***List all bonds, notes, loans, and other types of indebtedness in which the proceeds were used in the provision of public utility service. Indebtedness incurred for personal uses by the owner of the utility should not be listed. Input 0 or none if there is nothing to report for that cell.***

Well and Water Usage									
Name of the System:		EAST SLOPE WATER - WEST							
ADEQ Public Water System Number:		AZ0402094							
ADWR PCC Number:		91-000069.0000							
Well registry 55# (55-XXXXXX):	Pump Horsepower	Pump Yield (gpm)	Casing Depth (feet)	Casing Diameter (inches)	Pump Motor Type **	Year Drilled	Meter Size (inches)	How measured:	Active
55-805791 Well 4IN	1.5	20	150	8	Submersible	1966	1	Metered	Yes
55-805792 Well 3IN			145	8		1967	2	Metered	No
55-805790 Well 2IN	0.5	12	55	8	Submersible	1970	1	Metered	Yes
55-632904 Well 3AR	20	90	400	10	Submersible	1979	3	Metered	Yes
55-208555 Well 5AR	20	65	330	8	Submersible	2005	3	Metered	Yes

Name of system water delivered to: \_\_\_\_\_  
 ADWR PCC Number: \_\_\_\_\_  
 Source of water delivered to another system: \_\_\_\_\_

Name of system water received from: \_\_\_\_\_  
 ADWR PCC Number: \_\_\_\_\_  
 Source of water received: \_\_\_\_\_  
 Well registry 55# (55-XXXXXX): \_\_\_\_\_

Month	Water withdrawn (acre ft) <sup>1</sup>	Water sold (acre ft) <sup>2</sup>	Water delivered (sold) to other systems (acre ft) <sup>3</sup>	Water received (purchased) from other systems (acre ft) <sup>4</sup>	Estimated authorized use (acre ft) <sup>5</sup>	Purchased Power Expense <sup>6</sup>	Purchased Power (kWh) <sup>7</sup>
January	6	5	0	0		\$1,697	7,193
February	6	5	0	0		1,629	3,820
March	5	4	0	0		1,528	3,523
April	5	5	0	0		2,264	12,283
May	8	8	0	0		1,911	10,054
June	9	9	0	0		2,148	11,798
July	7	7	0	0		2,039	10,826
August	6	6	0	0		1,697	7,986
September	5	5	0	0		1,587	7,276
October	6	6	0	0		1,474	7,900
November	6	6	0	0		1,561	6,901
December	5	5	0	0		1,559	6,846
Totals	73	71	0	0	0	\$21,094	96,406

If applicable, in the space below please provide a description for all un-metered water use along with amounts:

Instructions: Fill out the Grey Cells with the relevant information. Input 0 or none if there is nothing recorded in that account or there is no applicable information to report.

1 Water withdrawn - Total acre feet of water withdrawn from pumped sources.  
 2 Water sold - Total acre feet from customer meters, and other sales such as construction water.  
 3 Water delivered (sold) to other systems - Total acre feet of water delivered to other systems.  
 4 Water received (purchased) from other systems - Total acre feet of water purchased/received from other systems.  
 5 Estimated authorized use - Total estimated acre feet from authorized metered or unmetered use. Authorized uses such as flushing (mains, services and hydrants) draining/cleaning tanks, process, construction, fire fighting, etc. Non-authorized use (real losses) are service line breaks and leaks, water main breaks, meter inaccuracies and theft.  
 6 Enter the total purchased power costs for the power meters associated with this system.  
 7 Enter the total purchased kWh used by the power meters associated with this system.

Water Utility Plant Description		
Name of the System:	EAST SLOPE WATER - WEST	
ADEQ Public Water System Number:	AZ0402094	
ADWR PCC Number:	91-000069.0000	

MAINS		
Sizes (inches)	Material	Length (feet)
2.00	PVC	2,000
3.00	AC/PVC	10,000
4.00	AC/PVC	15,932
6.00	PVC	15,960
8.00	PVC	100

CUSTOMER METERS	
Size (inches)	Quantity
5/8 X 3/4	247
1	2
Compound 2	1

SERVICE LINES	
Material	Percent of system

BOOSTER PUMPS		
Horsepower	GPM	Quantity
1	20	1
5	100	2

FIRE HYDRANTS	
Type	Quantity
Standard *	0
Other	0

STORAGE TANKS		
Capacity (gallons)	Material	Quantity
12,000	Steel	1
15,000	Steel	1

PRESSURE/BLADDER TANKS		
Capacity (gallons)	Material	Quantity
85	Steel/rubber	5
1,000	Steel	2
5,000	Steel	1

**Instructions:** Fill out the Grey Cells with the relevant information. Input 0 or none if there is nothing recorded in that account or there is no applicable information to report. Copy and paste this sheet as many times as is necessary.

\* A standard fire hydrant has two 2.5 inch hose connection nozzles with 7.5 threads per inch, and one 4.5 inch pumper connection nozzle with 4 threads per inch.

**Water Utility Plant Description (Continued)**

**For the following three items, list the utility owned assets in each category for each system.**

<b>TREATMENT EQUIPMENT:</b>	1 chlorinator
-----------------------------	---------------

<b>STRUCTURES:</b>	Chain link fence around all sites.
--------------------	------------------------------------

<b>OTHER:</b>	N/A
---------------	-----

Well and Water Usage									
Name of the System:		EAST SLOPE WATER COMPANY							
ADEQ Public Water System Number:		AZ0402028							
ADWR PCC Number:		91-000046.0000							
Well registry 55# (55-XXXXXX):	Pump Horsepower	Pump Yield (gpm)	Casing Depth (feet)	Casing Diameter (inches)	Pump Motor Type **	Year Drilled	Meter Size (inches)	How measured:	Active
55-805786 Well 1	20	100	549	8	Submersible	1964	3	Metered	Yes
55-805787 Well 2	5	10	560	8	Submersible	1963	3	Metered	Yes
55-805788 Well 3	7.5	40	620	12	Submersible	1971	2	Metered	Yes
55-805789 Well 4	60	200	802	10	Submersible	1977	4	Metered	Yes
55-551665 Well 8	1	9	210	6	Submersible	1995	1	Metered	Yes
55-575955 Well 1R	5	45	402	8	Submersible	1999	2	Metered	Yes
55-575958 Well 2R	30	160	401	8	Submersible	2000	2	Metered	Yes
55-596646 Well 3R	5	12	510	9	Submersible	2003	2	Metered	Yes
55-211155 Well 4R			1,000	8		2006	2	Metered	No

Name of system water delivered to: \_\_\_\_\_  
 ADWR PCC Number: \_\_\_\_\_  
 Source of water delivered to another system: \_\_\_\_\_

Name of system water received from: \_\_\_\_\_  
 ADWR PCC Number: \_\_\_\_\_  
 Source of water received: \_\_\_\_\_  
 Well registry 55# (55-XXXXXX): \_\_\_\_\_

Month	Water withdrawn (acre ft) <sup>1</sup>	Water sold (acre ft) <sup>2</sup>	Water delivered (sold) to other systems (acre ft) <sup>3</sup>	Water received (purchased) from other systems (acre ft) <sup>4</sup>	Estimated authorized use (acre ft) <sup>5</sup>	Purchased Power Expense <sup>6</sup>	Purchased Power (kWh) <sup>7</sup>
January	14	12	0	0		\$2,746	16,545
February	15	13	0	0		2,729	16,222
March	14	11	0	0		3,101	17,775
April	12	12	0	0		3,700	20,668
May	14	18	0	0		4,357	28,651
June	22	20	0	0		5,081	34,963
July	21	20	0	0		4,766	30,762
August	22	20	0	0		4,453	27,523
September	18	15	0	0		4,309	24,909
October	22	18	0	0		4,385	26,294
November	15	12	0	0		3,620	23,221
December	16	12	0	0		3,081	19,976
<b>Totals</b>	<b>205</b>	<b>183</b>	<b>0</b>	<b>0</b>	<b>0</b>	<b>\$46,328</b>	<b>287,509</b>

If applicable, in the space below please provide a description for all un-metered water use along with amounts:

Instructions: Fill out the Grey Cells with the relevant information. Input 0 or none if there is nothing recorded in that account or there is no applicable information to report.

1 Water withdrawn - Total acre feet of water withdrawn from pumped sources.  
 2 Water sold - Total acre feet from customer meters, and other sales such as construction water.  
 3 Water delivered (sold) to other systems - Total acre feet of water delivered to other systems.  
 4 Water received (purchased) from other systems - Total acre feet of water purchased/received from other systems.  
 5 Estimated authorized use - Total estimated acre feet from authorized metered or unmetered use. Authorized uses such as flushing (mains, services and hydrants) draining/cleaning tanks, process, construction, fire fighting, etc. Non-authorized use (real losses) are service line breaks and leaks, water main breaks, meter inaccuracies and theft.  
 6 Enter the total purchased power costs for the power meters associated with this system.  
 7 Enter the total purchased kWh used by the power meters associated with this system.

**Water Utility Plant Description**

Name of the System:	EAST SLOPE WATER COMPANY	
ADEQ Public Water System Number:	AZ0402028	
ADWR PCC Number:	91-000046.0000	

MAINS		
Sizes (inches)	Material	Length (feet)
2.00	PVC	28,000
3.00	AC/PVC	16,000
4.00	AC/PVC	97,000
4.00	PVC	811
4.00	RSP/PVC	11,892
6.00	AC/PVC	10,000
6.00	PVC	7,765
6.00	RSP/PVC	237
6.00	DIP/ACP	327
8.00	PVC	150
8.00	RSP/PVC	19,825

CUSTOMER METERS	
Size (inches)	Quantity
5/8 X 3/4	803
1	15
1.5	10
Compound 2	6

SERVICE LINES	
Material	Percent of system

BOOSTER PUMPS		
Horsepower	GPM	Quantity
15	300	3
20	400	3

FIRE HYDRANTS	
Type	Quantity
Standard *	23
Other	1

STORAGE TANKS		
Capacity (gallons)	Material	Quantity
50,000	Steel	1
200,000	Bolted Steel	1
212,000	Bolted Steel	1

PRESSURE/BLADDER TANKS		
Capacity (gallons)	Material	Quantity
85	Steel/rubber	1
5,000	Steel	5

**Instructions:** Fill out the Grey Cells with the relevant information. Input 0 or none if there is nothing recorded in that account or there is no applicable information to report. Copy and paste this sheet as many times as is necessary.

\* A standard fire hydrant has two 2.5 inch hose connection nozzles with 7.5 threads per inch, and one 4.5 inch pumper connection nozzle with 4 threads per inch.

<b>Water Utility Plant Description (Continued)</b>
--

**For the following three items, list the utility owned assets in each category for each system.**

<b>TREATMENT EQUIPMENT:</b>	4 chlorinators
-----------------------------	----------------

<b>STRUCTURES:</b>	Chain link fence around all sites
--------------------	-----------------------------------

<b>OTHER:</b>	N/A
---------------	-----

Customer and Other Information	
Name of the System:	EAST SLOPE WATER - WEST
ADEQ Public Water System Number:	AZ0402094
ADWR PCC Number:	91-000069.0000

Month	Number of Customers				Other Non-Residential
	Single-Family	Multi-Family	Commercial	Turf/Irrigation	
January	243	0	1	0	0
February	243	0	1	0	0
March	243	0	1	0	0
April	243	0	1	0	0
May	243	0	1	0	0
June	243	0	1	0	0
July	243	0	1	0	0
August	241	0	1	0	0
September	240	0	1	0	0
October	242	0	1	0	0
November	242	0	1	0	0
December	244	0	1	0	0

*total 244*

If the system has fire hydrants, what is the fire flow requirements?  GPM for  hrs.

Does the system have chlorination treatment?

Does the Company have an ADWR Gallons Per Capita Per Day (GCPCPD) requirement?

If yes, provide the GPCPD amount:

Is the Water Utility located in an ADWR Active Management Area (AMA)?

If yes, which AMA?

**Instructions:** Fill out the Grey Cells with the relevant information. Input 0 or none if there is nothing recorded in that account or there is no applicable information to report. Copy and paste this sheet as many times as is necessary.



Customer and Other Information	
Name of the System:	EAST SLOPE WATER COMPANY
ADEQ Public Water System Number:	AZ0402028
ADWR PCC Number:	91-000046.0000

Month	Number of Customers				
	Single-Family	Multi-Family	Commercial	Turf/Irrigation	Other Non-Residential
January	697	0	51	0	0
February	697	0	51	0	0
March	697	0	51	0	0
April	700	0	51	0	0
May	696	0	51	0	0
June	702	0	51	0	0
July	705	0	51	0	0
August	701	0	51	0	0
September	704	0	51	0	0
October	704	0	52	0	0
November	703	0	52	0	0
December	701	0	52	0	0

*total 756*

If the system has fire hydrants, what is the fire flow requirements?  GPM for  hrs.

Does the system have chlorination treatment?

Does the Company have an ADWR Gallons Per Capita Per Day (GCPCPD) requirement?

If yes, provide the GPCPD amount:

Is the Water Utility located in an ADWR Active Management Area (AMA)?

If yes, which AMA?

**Instructions:** Fill out the Grey Cells with the relevant information. Input 0 or none if there is nothing recorded in that account or there is no applicable information to report. Copy and paste this sheet as many times as is necessary.

Bob B. Watkins DBA East Slope Water Company  
Annual Report  
Property Taxes  
12/31/18

Property Taxes	
Amount of actual property taxes paid during Calendar Year 2018 was	\$17,994

If no property taxes paid, explain why.

N/A

**Instructions:** Fill out the Grey Cells with the relevant information. Input 0 or none if there is nothing recorded in that account or there is no applicable information to report.

Bob B. Watkins DBA East Slope Water Company  
Annual Report  
Verification and Sworn Statement (Taxes)  
12/31/18

**RECEIVED**  
**MAY 01 2019**  
ARIZONA CORP COMMISSION  
UTILITIES DIVISION - DIRECTOR'S OFFICE

**Verification and Sworn Statement (Taxes)**

Verification: State of Arizona, I, the undersigned of the  
(state name)

County of (county name): Pima  
Name (owner or official) title: Bonnie O'Connor, Manager  
Company name: Bob B. Watkins DBA East Slope Water Company

DO SAY THAT THIS ANNUAL UTILITY PROPERTY TAX AND SALES TAX REPORT TO THE ARIZONA CORPORATION COMMISSION.

FOR THE YEAR ENDING: 12/31/18

HAS BEEN PREPARED UNDER MY DIRECTION, FROM THE ORIGINAL BOOKS, PAPERS AND RECORDS OF SAID UTILITY; THAT I HAVE CAREFULLY EXAMINED THE SAME, AND DECLARE THE SAME TO BE A COMPLETE AND CORRECT STATEMENT OF BUSINESS AND AFFAIRS OF SAID UTILITY FOR THE PERIOD COVERED BY THIS REPORT IN RESPECT TO EACH AND EVERY MATTER AND THING SET FORTH, TO THE BEST OF MY KNOWLEDGE, INFORMATION AND BELIEF.

**Sworn Statement:** I HEREBY ATTEST THAT ALL PROPERTY TAXES FOR SAID COMPANY ARE CURRENT AND PAID IN FULL.

I HEREBY ATTEST THAT ALL SALES TAXES FOR SAID COMPANY ARE CURRENT AND PAID IN FULL.

[Signature]  
signature of owner/official


520-623-5172  
telephone no.

SUBSCRIBED AND SWORN TO BEFORE ME A NOTARY PUBLIC  
IN AND FOR THE COUNTY

THIS 30<sup>th</sup> DAY OF Pima  
April 2019  
(month) and (year)

MY COMMISSION EXPIRES 5/27/19  
(date)

[Signature]  
(signature of notary public)



Verification and Sworn Statement

RECEIVED

Verification:

State of Arizona I, the undersigned of the  
(state name)

MAY 01 2019

County of (county name): Pima

Name (owner or official) title: Bonnie O'Connor, Manager

Company name: Bob B. Watkins DBA East Slope Water Company

ARIZONA CORP COMMISSION  
UTILITIES DIVISION - DIRECTOR'S OFFICE

DO SAY THAT THIS ANNUAL UTILITY PROPERTY TAX AND SALES TAX REPORT TO THE ARIZONA CORPORATION COMMISSION.

FOR THE YEAR ENDING: 12/31/18

HAS BEEN PREPARED UNDER MY DIRECTION, FROM THE ORIGINAL BOOKS, PAPERS AND RECORDS OF SAID UTILITY; THAT I HAVE CAREFULLY EXAMINED THE SAME, AND DECLARE THE SAME TO BE A COMPLETE AND CORRECT STATEMENT OF BUSINESS AND AFFAIRS OF SAID UTILITY FOR THE PERIOD COVERED BY THIS REPORT IN RESPECT TO EACH AND EVERY MATTER AND THING SET FORTH, TO THE BEST OF MY KNOWLEDGE, INFORMATION AND BELIEF.


Sworn Statement: IN ACCORDANCE WITH THE REQUIREMENTS OF TITLE 40, ARTICLE 8, SECTION 40-401, ARIZONA REVISED STATUTES, IT IS HEREIN REPORTED THAT THE GROSS OPERATING REVENUE OF SAID UTILITY DERIVED FROM ARIZONA INTRASTATE UTILITY OPERATIONS DURING THE CALENDAR YEAR WAS:

Arizona Intrastate Gross Operating Revenues Only (\$)

\$540,537

(The amount in the box above includes

\$31,609 in sales taxes  
billed or collected)



[Signature]  
signature of owner/official

520-623-5172  
telephone no.

SUBSCRIBED AND SWORN TO BEFORE ME A NOTARY PUBLIC  
IN AND FOR THE COUNTY Pima

THIS 30th DAY OF April 2019  
(month) and (year)

MY COMMISSION EXPIRES 3/27/19  
(date)

[Signature]  
(signature of notary public)

Bob B. Watkins DBA East Slope Water Company  
Annual Report  
Verification and Sworn Statement (Residential Revenue)  
12/31/18

RECEIVED

MAY 01 2019

Verification and Sworn Statement (Residential Revenue)

Verification:

State of Arizona I, the undersigned of the  
(state name)

ARIZONA CORP COMMISSION  
UTILITIES DIVISION - DIRECTOR'S OFFICE

County of (county name): Pima  
Name (owner or official) title: Bonnie O'Connor, Manager  
Company name: Bob B. Watkins DBA East Slope Water Company

DO SAY THAT THIS ANNUAL UTILITY PROPERTY TAX AND SALES TAX REPORT TO THE ARIZONA CORPORATION COMMISSION.

FOR THE YEAR ENDING: 12/31/18

HAS BEEN PREPARED UNDER MY DIRECTION, FROM THE ORIGINAL BOOKS, PAPERS AND RECORDS OF SAID UTILITY; THAT I HAVE CAREFULLY EXAMINED THE SAME, AND DECLARE THE SAME TO BE A COMPLETE AND CORRECT STATEMENT OF BUSINESS AND AFFAIRS OF SAID UTILITY FOR THE PERIOD COVERED BY THIS REPORT IN RESPECT TO EACH AND EVERY MATTER AND THING SET FORTH, TO THE BEST OF MY KNOWLEDGE, INFORMATION AND BELIEF.

Sworn Statement: IN ACCORDANCE WITH THE REQUIREMENTS OF TITLE 40, ARTICLE 8, SECTION 40-401, ARIZONA REVISED STATUTES, IT IS HEREIN REPORTED THAT THE GROSS OPERATING REVENUE OF SAID UTILITY DERIVED FROM ARIZONA INTRASTATE UTILITY OPERATIONS RECEIVED FROM RESIDENTIAL CUSTOMERS DURING THE CALENDAR YEAR WAS:

Arizona Intrastate Gross Operating Revenues Only (\$)


\$486,433  
(The amount in the box above includes  
\$28,001 in sales taxes  
billed or collected)

[Signature]  
signature of owner/official

520-623-5172  
telephone no.

SUBSCRIBED AND SWORN TO BEFORE ME A NOTARY PUBLIC  
IN AND FOR THE COUNTY Pima  
(county name)

THIS 30th DAY OF April 2019  
(month) and (year)



MY COMMISSION EXPIRES 5/27/19  
(date)

[Signature]  
(signature of notary public)

Company	Bob B. Watkins DBA East Slope Water Com	
Docket No.:	W-01906A	
Name of the System:	EAST SLOPE WATER COMPANY	
ADEQ Public Water System Number:	AZ0402028	
ADWR PCC Number:	91-000046.0000	

2018 Utility Shutoffs / Disconnects			
Month	Termination without Notice R14-2-410.B	Termination with Notice R14-2-410.C	Other
January	0	13	0
February	0	9	0
March	0	22	0
April	0	8	0
May	0	8	0
June	0	10	0
July	0	12	0
August	0	3	0
September	0	4	0
October	0	22	0
November	0	10	0
December	0	4	0
<b>Total</b>	<b>0</b>	<b>125</b>	<b>0</b>

Other (description):

N/A
-----

**Instructions:** Fill out the Grey Cells with the relevant information. Input 0 or none if there is nothing recorded in that account or there is no applicable information to report.