

**ANNUAL REPORT**

Of

Company Name: El Prado Water Company, Inc.  
4743 E. 30th Place

Mailing Address: Yuma AZ  
85365

Docket No.: W-02564A /  
For the Year Ended: 12/31/17

**RECEIVED**  
**MAY 18 2018**  
ARIZONA CORP COMMISSION  
UTILITIES DIVISION - DIRECTOR'S OFFICE

**WATER UTILITY**

To

Arizona Corporation Commission

**Due on April 15th**

Email: [rdelafuente@azcc.gov](mailto:rdelafuente@azcc.gov), mail or deliver the completed Annual Report to:

Arizona Corporation Commission  
Compliance Section - Utilities Division  
1200 West Washington Street  
Phoenix, Arizona 85007

Application Type: Original Filing  
Application Date: 5/14/2018

5-30-18

ARIZONA CORPORATION COMMISSION  
WATER UTILITY ANNUAL REPORT  
El Prado Water Company, Inc.  
A Class  Utility

1. For the Calendar Year Ended:

2. Address:   
City:  State:  Zip Code:

3. Telephone Number:

4. Date of Original Organization of Utility:

5. Person to whom correspondence should be addressed concerning this report:

Name:   
Telephone No. :   
Address:   
City:  State:  Zip Code:   
Email:

6. On-Site Manager:

Name:   
Telephone No. :   
Address:   
City:  State:  Zip Code:   
Email:

7. Ownership:

8. Counties Served:

Utility Plant in Service (Water)							
Account No.	Description	Beginning Year Original Cost	Current Year Additions	Current Year Retirements	Adjusted Original Cost	Accumulated Depreciation	OCLD (OC less AD)
301	Organization				\$0		\$0
302	Franchises				0		0
303	Land and Land Rights	100,000	0	0	100,000	0	100,000
304	Structures and Improvements	2,100	0	0	2,100	2,100	0
305	Collecting & Improving Reservoirs				0		0
306	Lake, River, Canal Intakes				0		0
307	Wells and Springs	20,500	0	0	20,500	20,500	0
308	Infiltration Galleries				0		0
309	Supply Mains				0		0
310	Power Generation Equipment				0		0
311	Pumping Equipment	4,500	0	0	4,500	4,500	0
320	Water Treatment Equipment				0		0
320.1	Water Treatment Plants	6,604	0	0	6,604	2,214	4,390
320.2	Solution Chemical Feeders				0		0
320.3	Point-of-Use Treatment Devices				0		0
330	Distribution Reservoirs and Standpipes				0		0
330.1	Storage Tanks	2,500	0	2,500	0	0	0
330.2	Pressure Tanks	2,500	0	0	2,500	2,500	0
331	Transmission and Distribution Mains	40,000	0	0	40,000	40,000	0
333	Services	10,000	0	0	10,000	10,000	0
334	Meters and Meter Installations	7,682	1,105	1,013	7,774	7,456	318
335	Hydrants	2,720	0	0	2,720	2,720	0
336	Backflow Prevention Devices	2,000	0	0	2,000	2,000	0
339	Other Plant and Misc. Equipment	4,000	0	0	4,000	4,000	0
340	Office Furniture and Equipment				0		0
340.1	Computer & Software				0		0
341	Transportation Equipment	23,721	0	23,721	0	0	0
342	Stores Equipment				0		0
343	Tools, Shop and Garage Equipment	1,500	0	1,500	0	0	0
344	Laboratory Equipment				0		0
345	Power Operated Equipment				0		0
346	Communication Equipment				0		0
347	Miscellaneous Equipment				0		0
348	Other Tangible Plant				0		0
	<b>Totals</b>	<b>\$230,327</b>	<b>\$1,105</b>	<b>\$28,734</b>	<b>\$202,698</b>	<b>\$97,990</b>	<b>\$104,708</b>

**Instructions:** Fill out the Grey Cells with the relevent information. Input 0 or none if there is nothing recorded in that account or there is no applicable information to report.

El Prado Water Company, Inc.  
Annual Report  
Depreciation Expense for the Current Year (Water)  
12/31/17

Depreciation Expense for the Current Year (Water)								
Account No.	Description	Beginning Year Original Cost	Current Year Additions	Current Year Retirements	Adjusted Original Cost	Fully Depreciated/Non-depreciable Plant	Depreciation Percentages	Depreciation Expense
301	Organization	\$0	\$0	\$0	\$0			\$0
302	Franchises	0	0	0	0			0
303	Land and Land Rights	100,000	0	0	100,000	0	0.00%	0
304	Structures and Improvements	2,100	0	0	2,100	2,100	0.00%	0
305	Collecting & Improving Reservoirs	0	0	0	0			0
306	Lake, River, Canal Intakes	0	0	0	0			0
307	Wells and Springs	20,500	0	0	20,500	20,500	0.00%	0
308	Infiltration Galleries	0	0	0	0			0
309	Supply Mains	0	0	0	0			0
310	Power Generation Equipment	0	0	0	0			0
311	Pumping Equipment	4,500	0	0	4,500	4,500	0.00%	0
320	Water Treatment Equipment	0	0	0	0			0
320.1	Water Treatment Plants	6,604	0	0	6,604	2,176	50.00%	2,214
320.2	Solution Chemical Feeders	0	0	0	0			0
320.3	Point-of-Use Treatment Devices	0	0	0	0			0
330	Distribution Reservoirs and Standpipes	0	0	0	0			0
330.1	Storage Tanks	2,500	0	2,500	0	0	0.00%	0
330.2	Pressure Tanks	2,500	0	0	2,500	2,500	0.00%	0
331	Transmission and Distribution Mains	40,000	0	0	40,000	40,000	0.00%	0
333	Services	10,000	0	0	10,000	10,000	0.00%	0
334	Meters and Meter Installations	7,682	1,105	1,013	7,774	7,431	8.33%	25
335	Hydrants	2,720	0	0	2,720	2,720	0.00%	0
336	Backflow Prevention Devices	2,000	0	0	2,000	2,000	0.00%	0
339	Other Plant and Misc. Equipment	4,000	0	0	4,000	4,000	0.00%	0
340	Office Furniture and Equipment	0	0	0	0			0
340.1	Computer & Software	0	0	0	0			0
341	Transportation Equipment	23,721	0	23,721	0	0	0.00%	0
342	Stores Equipment	0	0	0	0			0
343	Tools, Shop and Garage Equipment	1,500	0	1,500	0	0	0.00%	0
344	Laboratory Equipment	0	0	0	0			0
345	Power Operated Equipment	0	0	0	0			0
346	Communication Equipment	0	0	0	0			0
347	Miscellaneous Equipment	0	0	0	0			0
348	Other Tangible Plant	0	0	0	0			0
	<b>Subtotal</b>	<b>\$230,327</b>	<b>\$1,105</b>	<b>\$28,734</b>	<b>\$202,698</b>	<b>\$97,927</b>		<b>\$2,239</b>

Contribution(s) in Aid of Construction (Gross)	\$0
Less: Non Amortizable Contribution(s)	
Fully Amortized Contribution(s)	
Amortizable Contribution(s)	\$0
Times: Proposed Amortization Rate	2.14%
<b>Amortization of CIAC</b>	<b>\$0</b>
<b>Less: Amortization of CIAC</b>	<b>\$0</b>
<b>DEPRECIATION EXPENSE</b>	<b>\$2,239</b>

**Instructions:** Fill out the Grey Cells with the relevant information. Input 0 or none if there is nothing recorded in that account or there is no applicable information to report.

El Prado Water Company, Inc.  
 Annual Report  
 Balance Sheet Assets  
 12/31/17

Balance Sheet Assets				
	Assets		Balance at Beginning of Year (2017)	Balance at End of Year (2017)
Account No.	<b>Current and Accrued Assets</b>			
131	Cash		\$9,693	\$9,471
134	Working Funds			
135	Temporary Cash Investments			
141	Customer Accounts Receivable		5,848	6,086
146	Notes Receivable from Associated Companies			
151	Plant Material and Supplies			
162	Prepayments			
174	Miscellaneous Current and Accrued Assets			
	<b>Total Current and Accrued Assets</b>		<b>\$15,541</b>	<b>\$15,556</b>
Account No.	<b>Fixed Assets</b>			
101	Utility Plant in Service*		\$230,327	\$202,698
103	Property Held for Future Use			
105	Construction Work in Progress			
108	Accumulated Depreciation (enter as negative)*		(111,009)	(97,990)
121	Non-Utility Property			
122	Accumulated Depreciation - Non Utility			
	<b>Total Fixed Assets</b>		<b>\$119,318</b>	<b>\$104,708</b>
	<b>Total Assets</b>		<b>\$134,859</b>	<b>\$120,264</b>

**Instructions:** Fill out the Grey Cells with the relevant information. Input 0 or none if there is nothing recorded in that account or there is no applicable information to report.

\*Note these items feed automatically from AR3 UPIS Page 3

El Prado Water Company, Inc.  
**Annual Report**  
 Balance Sheet Liabilities and Owners Equity

<b>Balance Sheet Liabilities and Owners Equity</b>				
	<b>Liabilities</b>		Balance at Beginning of Year (2017)	Balance at End of Year (2017)
Account No.	<b>Current Liabilities</b>			
231	Accounts Payable		\$2,537	\$0
232	Notes Payable (Current Portion)			
234	Notes Payable to Associated Companies			
235	Customer Deposits		1,313	1,789
236	Accrued Taxes			
237	Accrued Interest			
242	Miscellaneous Current and Accrued Liabilities			
	<b>Total Current Liabilities</b>		<b>\$3,850</b>	<b>\$1,789</b>
	<b>Long Term Debt</b>			
224	Long Term Debt (Notes and Bonds)			
	<b>Deferred Credits</b>			
251	Unamortized Premium on Debt			
252	Advances in Aid of Construction			
255	Accumulated Deferred Investment Tax Credits			
271	Contributions in Aid of Construction			
272	Less: Amortization of Contributions			
281	Accumulated Deferred Income Tax			
	<b>Total Deferred Credits</b>		<b>\$0</b>	<b>\$0</b>
	<b>Total Liabilites</b>		<b>\$3,850</b>	<b>\$1,789</b>
	<b>Capital Accounts</b>			
201	Common Stock Issued		\$1,000	\$1,000
211	Other Paid-In Capital		123,405	123,405
215	Retained Earnings		6,604	(5,930)
218	Proprietary Capital (Sole Props and Partnerships)			
	<b>Total Capital</b>		<b>\$131,009</b>	<b>\$118,475</b>
	<b>Total Liabilities and Capital</b>		<b>\$134,859</b>	<b>\$120,264</b>

**Instructions:** Fill out the Grey Cells with the relevent information. Input 0 or none if there is nothing recorded in that account or there is no applicable information to report.

**Note:** Total liabilities and Capital must match total assets for the beginning and end of the year!

El Prado Water Company, Inc.  
Annual Report  
Water Comparative Income Statement  
12/31/17

Water Comparative Income Statement			
Account No.	Calendar Year	Current Year 01/01/2017 - 12/31/2017	Last Year 01/01/2016 - 12/31/2016
	<b>Operating Revenue</b>		
461	Metered Water Revenue	\$47,320	\$47,132
460	Unmetered Water Revenue		
462	Fire Protection Revenue		
469	Guaranteed Revenues (Surcharges)		
471	Miscellaneous Service Revenues	2,114	2,164
474	Other Water Revenue		
	<b>Total Revenues</b>	<b>\$49,434</b>	<b>\$49,296</b>
	<b>Operating Expenses</b>		
601	Salaries and Wages		
604	Employee Pensions and Benefits		
610	Purchased Water		
615	Purchased Power	681	3,330
618	Chemicals		
620	Materials and Supplies	1,178	287
620.1	Repairs and Maintenance	1,530	200
620.2	Office Supplies and Expense	3,043	1,437
630	Contractual Services		
631	Contractual Services -Engineering		
632	Contractual Services - Accounting	1,350	1,550
633	Contractual Services - Legal		
634	Contractual Services - Management Fees	8,487	8,474
635	Contractual Services - Water Testing	1,412	649
636	Contractual Services - Other	3,750	3,700
640	Rents		
641	Rental of Building/Real Property		
642	Rental of Equipment		322
650	Transportation Expenses	4,533	704
657	Insurance - General Liability	12,151	3,480
657.1	Insurance - Health and Life		
665	Regulatory Commission Expense - Rate		
670	Bad Debt Expense		
675	Miscellaneous Expense	3,742	2,723
403	Depreciation Expense (From Schedule AR4)	2,239	4,879
408	Taxes Other Than Income		
408.11	Property Taxes	2,100	2,245
409	Income Taxes	3,619	
427.1	Customer Security Deposit Interest		
	<b>Total Operating Expenses</b>	<b>\$49,814</b>	<b>\$33,980</b>
	<b>Operating Income / (Loss)</b>	<b>(\$380)</b>	<b>\$15,316</b>
	<b>Other Income / (Expense)</b>		
419	Interest and Dividend Income		
421	Non-Utility Income		
426	Miscellaneous Non-Utility (Expense)		
427	Interest (Expense)		16
	<b>Total Other Income / (Expense)</b>	<b>\$0</b>	<b>\$16</b>
	<b>Net Income / (Loss)</b>	<b>(\$380)</b>	<b>\$15,332</b>

**Instructions:** Fill out the Grey Cells with the relevant information. Input 0 or none if there is nothing recorded in that account or there is no applicable information to report.

El Prado Water Company, Inc.  
 Annual Report  
 Supplemental Financial Data (Long-Term Debt)  
 12/31/17

Supplemental Financial Data (Long-Term Debt)				
	Loan #1	Loan #2	Loan #3	Loan #4
Date Issued				
Source of Loan				
ACC Decision No.				
Reason for Loan				
Dollar Amt. Issued				
Amount Outstanding				
Date of Maturity				
Interest Rate				
Current Year Interest				
Current Year Principal				

Meter Deposit Balance at Test Year End:	\$1,789
---	---------

Meter Deposits Refunded During the Test Year:	\$543
---	-------

*List all bonds, notes, loans, and other types of indebtedness in which the proceeds were used in the provision of public utility service. Indebtedness incurred for personal uses by the owner of the utility should not be listed. Input 0 or none if there is nothing to report for that cell.*







Water Use Data Sheet							
Name of the System:		EL PRADO WATER COMPANY, INC					
ADEQ Public Water System Number:		14 442					
Month	Number of Customers	Gallons Sold (thousands) <sup>1</sup>	Gallons Pumped (thousands) <sup>2</sup>	Gallons Purchased (thousands) <sup>3</sup>	Estimated Gallons Authorized Use (thousands) <sup>4</sup>	Purchased Power Expense <sup>5</sup>	Purchased Power (kWh) <sup>6</sup>
January	138	629,030					
February	137	764,620					
March	134	517,270					
April	135	617,693					
May	135	574,541					
June	135	595,332					
July	137	813,555					
August	137	576,199					
September	136	708,051					
October	136	550,569					
November	136	676,551					
December	139	526,604					
<b>Totals</b>		<b>7,550,015</b>	<b>0</b>	<b>0</b>	<b>0</b>	<b>\$0</b>	<b>0</b>

If the system has fire hydrants, what is the fire flow requirements?  GPM for  hrs.

Does the system have chlorination treatment?

Is the Water Utility located in an ADWR Active Management Area (AMA)?   
 If yes, which AMA?

Does the Company have an ADWR Gallons Per Capita Per Day (GCPCPD) requirement?   
 If yes, provide the GPCPD amount:

**If applicable, in the space below please provide a description for all un-metered water use along with amounts:**

**Instructions:** Fill out the Grey Cells with the relevant information. Input 0 or none if there is nothing recorded in that account or there is no applicable information to report.

- 1 Gallons sold - Total gallons from customer meters, and other sold gallons such as Construction water.
- 2 Gallons pumped - Total gallons from pumped sources.
- 3 Gallons purchased - Total gallons purchased from other sources.
- 4 Estimated gallons authorized use - Total estimated gallons from authorized metered or unmetered use. Authorized use such as flushing (mains, services and hydrants) draining/cleaning tanks, process, construction, fire fighting, etc.
- 5 Enter the total purchased power costs for the power meters associated with this system.
- 6 Enter the total purchased kWh used by the power meters associated with this system.

El Prado Water Company, Inc.  
 Annual Report  
 Utility Shutoffs / Disconnects  
 12/31/17

ADEQ System No. :	14 442
-------------------	--------

Utility Shutoffs / Disconnects			
Month	Termination without Notice R14-2-410.B	Termination with Notice R14-2-410.C	Other
January			
February			
March			
April			
May			
June	1		
July			
August	1		
September	1		
October			
November			
December			
<b>Total</b>	<b>3</b>	<b>0</b>	<b>0</b>

**Other (description):**

**Instructions:** Fill out the Grey Cells with the relevant information. Input 0 or none if there is nothing recorded in that account or there is no applicable information to report.

El Prado Water Company, Inc.  
Annual Report  
Property Taxes  
12/31/17

<b>Property Taxes</b>	
-----------------------	--

Amount of actual property taxes paid during Calendar Year 2017 was	\$2,100
--	---------

If no property taxes paid, explain why.

<b>Instructions:</b> Fill out the Grey Cells with the relevant information. Input 0 or none if there is nothing recorded in that account or there is no applicable information to report.
---

**Verification and Sworn Statement (Taxes)**

**Verification:** State of ARIZONA I, the undersigned of the  
(state name)

County of (county name): YUMA  
Name (owner or official) title: NANCY MILLER, VICE PRESIDENT  
Company name: El Prado Water Company, Inc.

DO SAY THAT THIS ANNUAL UTILITY PROPERTY TAX AND SALES TAX REPORT TO THE ARIZONA CORPORATION COMMISSION.

FOR THE YEAR ENDING: 12/31/17

HAS BEEN PREPARED UNDER MY DIRECTION, FROM THE ORIGINAL BOOKS, PAPERS AND RECORDS OF SAID UTILITY; THAT I HAVE CAREFULLY EXAMINED THE SAME, AND DECLARE THE SAME TO BE A COMPLETE AND CORRECT STATEMENT OF BUSINESS AND AFFAIRS OF SAID UTILITY FOR THE PERIOD COVERED BY THIS REPORT IN RESPECT TO EACH AND EVERY MATTER AND THING SET FORTH, TO THE BEST OF MY KNOWLEDGE, INFORMATION AND BELIEF.

**Sworn Statement:** I HEREBY ATTEST THAT ALL PROPERTY TAXES FOR SAID COMPANY ARE CURRENT AND PAID IN FULL.

I HEREBY ATTEST THAT ALL SALES TAXES FOR SAID COMPANY ARE CURRENT AND PAID IN FULL.

RECEIVED

MAY 18 2018

ARIZONA CORP COMMISSION  
UTILITIES DIVISION - DIRECTOR'S OFFICE

*Nancy Miller*

signature of owner/official

928.341.9685

telephone no.

SUBSCRIBED AND SWORN TO BEFORE ME A NOTARY PUBLIC  
IN AND FOR THE COUNTY

THIS

16<sup>th</sup>


DAY OF

Yuma  
(county name)

May 2018  
(month) and (year)

MY COMMISSION EXPIRES

04.04.2019  
(date)



*Dawn Simpson*  
(signature of notary public)

Verification and Sworn Statement

Verification:

State of ARIZONA I, the undersigned of the  
(state name)  
County of (county name): YUMA  
Name (owner or official) title: NANCY MILLER, VICE PRESIDENT  
Company name: El Prado Water Company, Inc.

DO SAY THAT THIS ANNUAL UTILITY PROPERTY TAX AND SALES TAX REPORT TO THE ARIZONA CORPORATION COMMISSION.

FOR THE YEAR ENDING: 12/31/17

HAS BEEN PREPARED UNDER MY DIRECTION, FROM THE ORIGINAL BOOKS, PAPERS AND RECORDS OF SAID UTILITY; THAT I HAVE CAREFULLY EXAMINED THE SAME, AND DECLARE THE SAME TO BE A COMPLETE AND CORRECT STATEMENT OF BUSINESS AND AFFAIRS OF SAID UTILITY FOR THE PERIOD COVERED BY THIS REPORT IN RESPECT TO EACH AND EVERY MATTER AND THING SET FORTH, TO THE BEST OF MY KNOWLEDGE, INFORMATION AND BELIEF.

Sworn Statement: IN ACCORDANCE WITH THE REQUIREMENTS OF TITLE 40, ARTICLE 8, SECTION 40-401, ARIZONA REVISED STATUTES, IT IS HEREIN REPORTED THAT THE GROSS OPERATING REVENUE OF SAID UTILITY DERIVED FROM ARIZONA INTRASTATE UTILITY OPERATIONS DURING THE CALENDAR YEAR WAS:

RECEIVED

MAY 18 2018

ARIZONA CORP COMMISSION  
UTILITIES DIVISION - DIRECTOR'S OFFICE

Arizona Intrastate Gross Operating Revenues Only (\$) \$49,434  
(The amount in the box above includes \$0 in sales taxes billed or collected)

Nancy Miller  
signature of owner/official

928.341.9685  
telephone no.

SUBSCRIBED AND SWORN TO BEFORE ME A NOTARY PUBLIC  
IN AND FOR THE COUNTY

THIS


16th

DAY OF

Yuma  
(county name)  
May 2018  
(month) and (year)

MY COMMISSION EXPIRES

04-04-2019  
(date)



Dawn Simpson  
(signature of notary public)

**Verification and Sworn Statement (Residential Revenue)**

**Verification:**

State of ARIZONA I, the undersigned of the  
(state name)

County of (county name): YUMA  
Name (owner or official) title: NANCY MILLER, VICE PRESIDENT  
Company name: El Prado Water Company, Inc.

DO SAY THAT THIS ANNUAL UTILITY PROPERTY TAX AND SALES TAX REPORT TO THE ARIZONA CORPORATION COMMISSION.

FOR THE YEAR ENDING: 12/31/17

HAS BEEN PREPARED UNDER MY DIRECTION, FROM THE ORIGINAL BOOKS, PAPERS AND RECORDS OF SAID UTILITY; THAT I HAVE CAREFULLY EXAMINED THE SAME, AND DECLARE THE SAME TO BE A COMPLETE AND CORRECT STATEMENT OF BUSINESS AND AFFAIRS OF SAID UTILITY FOR THE PERIOD COVERED BY THIS REPORT IN RESPECT TO EACH AND EVERY MATTER AND THING SET FORTH, TO THE BEST OF MY KNOWLEDGE, INFORMATION AND BELIEF.

**Sworn Statement:** IN ACCORDANCE WITH THE REQUIREMENTS OF TITLE 40, ARTICLE 8, SECTION 40-401, ARIZONA REVISED STATUTES, IT IS HEREIN REPORTED THAT THE GROSS OPERATING REVENUE OF SAID UTILITY DERIVED FROM ARIZONA INTRASTATE UTILITY OPERATIONS RECEIVED FROM RESIDENTIAL CUSTOMERS DURING THE CALENDAR YEAR WAS:

Arizona Intrastate Gross Operating Revenues Only (\$)

\$49,434

(The amount in the box above includes

\$0 in sales taxes  
billed or collected)

RECEIVED

MAY 18 2018

ARIZONA CORPORATION COMMISSION  
UTILITIES DIVISION - DIRECTOR'S OFFICE

N. Miller  
signature of owner/official

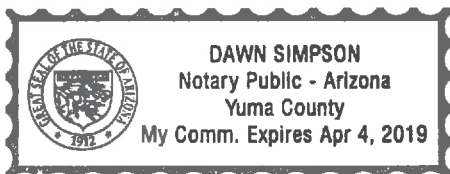
928.341.9685  
telephone no.

SUBSCRIBED AND SWORN TO BEFORE ME A NOTARY PUBLIC  
IN AND FOR THE COUNTY

Yuma  
(county name)

THIS 16th DAY OF May 2018  
(month) and (year)

MY COMMISSION EXPIRES 04.04.2019  
(date)



Dawn Simpson  
(signature of notary public)