

**ANNUAL REPORT**

Of

Company Name: Empirita Water Company, L.L.C.  
2850 E. Skyline Dr., Ste. 100

Mailing Address: Tucson AZ  
85718

Docket No.: W-03948A  
For the Year Ended: 12/31/20

**RECEIVED BY EMAIL**  
**5/17/2021, 11:52 AM**  
**ARIZONA CORPORATION COMMISSION**  
**UTILITIES DIVISION**

**WATER UTILITY**

To

Arizona Corporation Commission

**Due on April 15th**

Email: Util-Compliance@azcc.gov, mail or deliver the completed Annual Report to:  
Arizona Corporation Commission  
Compliance Section - Utilities Division  
1200 West Washington Street  
Phoenix, Arizona 85007

Application Type: Original Filing  
Application Date: 5/18/2021

ARIZONA CORPORATION COMMISSION  
WATER UTILITY ANNUAL REPORT  
Empirita Water Company, L.L.C.  
A Class  Utility

For the Calendar Year Ended:

Primary Address:   
City:  State:  Zip Code:

Telephone Number:

Date of Original Organization of Utility:

Person to whom correspondence should be addressed concerning this report:

Name:   
Telephone No. :   
Address:   
City:  State:  Zip Code:   
Email:

Name:   
Telephone No. :   
Address:   
City:  State:  Zip Code:   
Email:

Name:   
Telephone No. :   
Address:   
City:  State:  Zip Code:   
Email:

Name:   
Telephone No. :   
Address:   
City:  State:  Zip Code:   
Email:

Name:   
Telephone No. :   
Address:   
City:  State:  Zip Code:   
Email:

Ownership:

Counties Served:

<b>Important changes during the year</b>
--

No	For those companies not subject to the affiliated interest rules, has there been a change in ownership or direct control during the year?
	If yes, please provide specific details in the box below.
	N/A

No	Has the company been notified by any other regulatory authorities during the year, that they are out of compliance?
	If yes, please provide specific details in the box below.
	N/A

Utility Plant in Service (Water)							
Account No.	Description	Beginning Year Original Cost	Current Year Additions	Current Year Retirements	Adjusted Original Cost	Accumulated Depreciation	OCLD (OC less AD)
301	Organization	\$21,930	\$0	\$0	\$21,930	\$0	\$21,930
302	Franchises				0		0
303	Land and Land Rights				0		0
304	Structures and Improvements	868			868	274	594
305	Collecting & Improving Reservoirs				0		0
306	Lake, River, Canal Intakes				0		0
307	Wells and Springs	111,136			111,136	56,530	54,606
308	Infiltration Galleries				0		0
309	Supply Mains				0		0
310	Power Generation Equipment	3,000			3,000	975	2,025
311	Pumping Equipment	58,928	9,420	6,698	61,650	53,137	8,513
320	Water Treatment Equipment				0		0
320.1	Water Treatment Plants				0		0
320.2	Solution Chemical Feeders				0		0
320.3	Point-of-Use Treatment Devices				0		0
330	Distribution Reservoirs and Standpipes				0		0
330.1	Storage Tanks	60,005			60,005	14,921	45,084
330.2	Pressure Tanks	15,931			15,931	12,347	3,584
331	Transmission and Distribution Mains	523,943			523,943	147,272	376,671
333	Services	4,525			4,525	1,405	3,120
334	Meters and Meter Installations	1,670			1,670	1,594	76
335	Hydrants				0		0
336	Backflow Prevention Devices				0		0
339	Other Plant and Misc. Equipment				0		0
340	Office Furniture and Equipment				0		0
340.1	Computer & Software				0		0
341	Transportation Equipment				0		0
342	Stores Equipment				0		0
343	Tools, Shop and Garage Equipment				0		0
344	Laboratory Equipment				0		0
345	Power Operated Equipment				0		0
346	Communication Equipment				0		0
347	Miscellaneous Equipment				0		0
348	Other Tangible Plant				0		0
	<b>Totals</b>	<b>\$801,936</b>	<b>\$9,420</b>	<b>\$6,698</b>	<b>\$804,658</b>	<b>\$288,455</b>	<b>\$516,203</b>

Empirita Water Company, L.L.C.  
Annual Report  
Depreciation Expense for the Current Year (Water)  
12/31/20

Depreciation Expense for the Current Year (Water)									
Account No.	Description	Beginning Year Original Cost	Current Year Additions	Current Year Retirements	Adjusted Original Cost	Fully Depreciated/Non-depreciable Plant	Depreciable Plant	Depreciation Percentages	Depreciation Expense
301	Organization	\$21,930	\$0	\$0	\$21,930	\$21,930	\$0		\$0
302	Franchises	0	0	0	0	0	0		0
303	Land and Land Rights	0	0	0	0	0	0		0
304	Structures and Improvements	868	0	0	868		868	3.33%	29
305	Collecting & Improving Reservoirs	0	0	0	0		0		0
306	Lake, River, Canal Intakes	0	0	0	0		0		0
307	Wells and Springs	111,136	0	0	111,136		111,136	3.33%	3,701
308	Infiltration Galleries	0	0	0	0		0		0
309	Supply Mains	0	0	0	0		0		0
310	Power Generation Equipment	3,000	0	0	3,000		3,000	5.00%	150
311	Pumping Equipment	58,928	9,420	6,698	61,650	29,495	32,155	12.50%	4,571
320	Water Treatment Equipment	0	0	0	0		0		0
320.1	Water Treatment Plants	0	0	0	0		0		0
320.2	Solution Chemical Feeders	0	0	0	0		0		0
320.3	Point-of-Use Treatment Devices	0	0	0	0		0		0
330	Distribution Reservoirs and Standpipes	0	0	0	0		0		0
330.1	Storage Tanks	60,005	0	0	60,005		60,005	2.22%	1,332
330.2	Pressure Tanks	15,931	0	0	15,931		15,931	5.00%	797
331	Transmission and Distribution Mains	523,943	0	0	523,943		523,943	2.00%	10,479
333	Services	4,525	0	0	4,525		4,525	3.33%	151
334	Meters and Meter Installations	1,670	0	0	1,670	1,306	364	8.33%	30
335	Hydrants	0	0	0	0		0		0
336	Backflow Prevention Devices	0	0	0	0		0		0
339	Other Plant and Misc. Equipment	0	0	0	0		0		0
340	Office Furniture and Equipment	0	0	0	0		0		0
340.1	Computer & Software	0	0	0	0		0		0
341	Transportation Equipment	0	0	0	0		0		0
342	Stores Equipment	0	0	0	0		0		0
343	Tools, Shop and Garage Equipment	0	0	0	0		0		0
344	Laboratory Equipment	0	0	0	0		0		0
345	Power Operated Equipment	0	0	0	0		0		0
346	Communication Equipment	0	0	0	0		0		0
347	Miscellaneous Equipment	0	0	0	0		0		0
348	Other Tangible Plant	0	0	0	0		0		0
	<b>Subtotal</b>	<b>\$801,936</b>	<b>\$9,420</b>	<b>\$6,698</b>	<b>\$804,658</b>	<b>\$52,731</b>	<b>\$751,927</b>		<b>\$21,239</b>

Contribution(s) in Aid of Construction (Gross)	\$233,921
Less: Non Amortizable Contribution(s)	0
Fully Amortized Contribution(s)	0
Amortizable Contribution(s)	<u>\$233,921</u>
Times: Proposed Amortization Rate	2.00%
<b>Amortization of CIAC</b>	<b>\$4,678</b>

Less: Amortization of CIAC \$4,678

**DEPRECIATION EXPENSE** **\$16,561**

Empirita Water Company, L.L.C.  
 Annual Report  
 Balance Sheet Assets  
 12/31/20

<b>Balance Sheet Assets</b>				
	<b>Assets</b>		Balance at Beginning of Year (2020)	Balance at End of Year (2020)
Account No.	<b>Current and Accrued Assets</b>			
131	Cash		\$409	\$10,157
134	Working Funds			
135	Temporary Cash Investments			
141	Customer Accounts Receivable		(163)	(51)
146	Notes Receivable from Associated Companies			
151	Plant Material and Supplies			
162	Prepayments			
174	Miscellaneous Current and Accrued Assets			
	<b>Total Current and Accrued Assets</b>		<b>\$246</b>	<b>\$10,106</b>
Account No.	<b>Fixed Assets</b>			
101	Utility Plant in Service*		\$801,936	\$804,658
103	Property Held for Future Use			
105	Construction Work in Progress			
108	Accumulated Depreciation (enter as negative)*		(250,380)	(288,455)
121	Non-Utility Property			
122	Accumulated Depreciation - Non Utility			
	<b>Total Fixed Assets</b>		<b>\$551,556</b>	<b>\$516,203</b>
	<b>Total Assets</b>		<b>\$551,802</b>	<b>\$526,309</b>

\*Note these items feed automatically from AR3 UPIS Page 4

Empirita Water Company, L.L.C.  
Annual Report  
Balance Sheet Liabilities and Owners Equity

<b>Balance Sheet Liabilities and Owners Equity</b>				
	<b>Liabilities</b>		Balance at Beginning of Year (2020)	Balance at End of Year (2020)
<b>Account No.</b>	<b>Current Liabilities</b>			
231	Accounts Payable		\$163	\$48,763
232	Notes Payable (Current Portion)			
234	Notes Payable to Associated Companies			
235	Customer Deposits			
236	Accrued Taxes			176
237	Accrued Interest			
242	Miscellaneous Current and Accrued Liabilities		34,300	19,621
	<b>Total Current Liabilities</b>		<b>\$34,463</b>	<b>\$68,560</b>
	<b>Long Term Debt</b>			
224	Long Term Debt (Notes and Bonds)		\$0	\$0
	<b>Deferred Credits</b>			
251	Unamortized Premium on Debt		\$0	\$0
252	Advances in Aid of Construction		8,032	10,772
255	Accumulated Deferred Investment Tax Credits			
271	Contributions in Aid of Construction		233,921	233,921
272	Less: Amortization of Contributions		(53,802)	(58,480)
281	Accumulated Deferred Income Tax			
	<b>Total Deferred Credits</b>		<b>\$188,151</b>	<b>\$186,213</b>
	<b>Total Liabilities</b>		<b>\$222,614</b>	<b>\$254,773</b>
	<b>Capital Accounts</b>			
201	Common Stock Issued		\$0	\$0
211	Other Paid-In Capital			
215	Retained Earnings		12,141	(21,935)
218	Proprietary Capital (Sole Props and Partnerships)		317,047	293,471
	<b>Total Capital</b>		<b>\$329,188</b>	<b>\$271,536</b>
	<b>Total Liabilities and Capital</b>		<b>\$551,802</b>	<b>\$526,309</b>

**Note: Total liabilities and Capital must match total assets for the beginning and end of the year!**

Empirita Water Company, L.L.C.  
Annual Report  
Water Comparative Income Statement  
12/31/20

<b>Water Comparative Income Statement</b>			
Account No.	Calendar Year	Current Year 01/01/2020 - 12/31/2020	Last Year 01/01/2019 - 12/31/2019
	<b>Operating Revenue</b>		
461	Metered Water Revenue	\$37,610	\$32,941
460	Unmetered Water Revenue	498	517
462	Fire Protection Revenue		
469	Guaranteed Revenues (Surcharges)		
471	Miscellaneous Service Revenues		
474	Other Water Revenue	405	4,420
	<b>Total Revenues</b>	<b>\$38,513</b>	<b>\$37,878</b>
	<b>Operating Expenses</b>		
601	Salaries and Wages	\$0	\$0
604	Employee Pensions and Benefits		
610	Purchased Water		
615	Purchased Power	8,065	7,317
618	Chemicals		
620	Materials and Supplies		
620.1	Repairs and Maintenance	1,291	4,560
620.2	Office Supplies and Expense	239	286
630	Contractual Services	4,474	
631	Contractual Services - Engineering		
632	Contractual Services - Accounting	10,142	2,350
633	Contractual Services - Legal		
634	Contractual Services - Management Fees		
635	Contractual Services - Water Testing	250	498
636	Contractual Services - Other	4,630	5,028
640	Rents	840	
641	Rental of Building/Real Property		
642	Rental of Equipment		
650	Transportation Expenses	2,410	2,242
657	Insurance - General Liability	1,582	778
657.1	Insurance - Health and Life		
665	Regulatory Commission Expense - Rate		
670	Bad Debt Expense		
675	Miscellaneous Expense		140
403	Depreciation Expense (From Schedule AR4)	16,561	12,520
408	Taxes Other Than Income		1,948
408.11	Property Taxes	4,226	852
409	Income Taxes		
427.1	Customer Security Deposit Interest		
	<b>Total Operating Expenses</b>	<b>\$54,710</b>	<b>\$38,519</b>
	<b>Operating Income / (Loss)</b>	<b>(\$16,197)</b>	<b>(\$641)</b>
	<b>Other Income / (Expense)</b>		
419	Interest and Dividend Income	\$94	\$0
421	Non-Utility Income		
426	Miscellaneous Non-Utility (Expense)		
427	Interest (Expense)	(239)	(4,503)
	<b>Total Other Income / (Expense)</b>	<b>(\$145)</b>	<b>(\$4,503)</b>
	<b>Net Income / (Loss)</b>	<b>(\$16,342)</b>	<b>(\$5,144)</b>



Empirita Water Company, L.L.C.  
 Annual Report  
 Full time equivalent employees  
 12/31/20

**Full time equivalent employees**

	Direct Company	Allocated	Outside service	Total
President				0.0
Vice-president				0.0
Manager				0.0
Engineering Staff				0.0
System Operator(s)			1.0	1.0
Meter reader			0.2	0.2
Customer Service				0.0
Accounting			0.5	0.5
Business Office			0.3	0.3
Rates Department				0.0
Administrative Staff				0.0
Other				0.0
<b>Total</b>	0.0	0.0	2.0	2.0

<b>Supplemental Financial Data (Long-Term Debt)</b>				
	Loan #1	Loan #2	Loan #3	Loan #4
Date Issued				
Source of Loan				
ACC Decision No.				
Reason for Loan				
Dollar Amt. Issued				
Amount Outstanding				
Date of Maturity				
Interest Rate				
Current Year Interest				
Current Year Principal				

Meter Deposit Balance at Test Year End:	\$10,772
---	----------

Meter Deposits Refunded During the Test Year:	\$410
---	-------

***List all bonds, notes, loans, and other types of indebtedness in which the proceeds were used in the provision of public utility service. Indebtedness incurred for personal uses by the owner of the utility should not be listed. Input 0 or none if there is nothing to report for that cell.***

Well and Water Usage											
Name of the System:		EMPIRITA WATER SYSTEM									
ADEQ Public Water System Number:			AZ0402122								
ADWR PCC Number:			91-000826.0000								
Well registry 55# (55-XXXXXX):	Pump Horsepower	Pump Yield (gpm)	Casing Depth (feet)	Casing Diameter (inches)	Pump Motor Type **	Year Drilled	Water level 2010	Water level 2020	Meter Size (inches)	How measured:	Active
55-579078	10	25	445	5	Submersible	2000	350	150	1	Metered	Yes
55-580933	10	33	425	5	Submersible	2000	350	150	1	Metered	Yes
55-905700			632	7		2006	265				No

Name of system water delivered to:		
ADWR PCC Number:	N/A	
Source of water delivered to another system		
Name of system water received from:		
ADWR PCC Number:	N/A	
Source of water received		
Well registry 55# (55-XXXXXX):		

Month	Water withdrawn (gallons) <sup>1</sup>	Water sold (gallons) <sup>2</sup>	Water delivered (sold) to other systems (gallons) <sup>3</sup>	Water received (purchased) from other systems (gallons) <sup>4</sup>	Estimated authorized use (gallons) <sup>5</sup>	Purchased Power Expense <sup>6</sup>	Purchased Power (kWh) <sup>7</sup>
January	226,037	219,391	0.00	0.00		\$507	2,459
February	225,902	224,048	0.00	0.00		528	4,372
March	257,184	254,340	0.00	0.00		618	2,962
April	426,912	420,301	0.00	0.00		677	3,200
May	461,365	452,253	0.00	0.00		578	3,467
June	513,847	504,528	0.00	0.00		698	4,300
July	461,115	460,997	0.00	0.00		784	3,615
August	508,917	500,463	0.00	0.00		717	4,044
September	505,379	502,611	0.00	0.00		774	4,181
October	516,478	512,448	0.00	0.00		832	3,703
November	320,156	318,986	0.00	0.00		689	2,565
December	262,177	261,237	0.00	0.00		663	3,132
<b>Totals</b>	<b>4,685,469.00</b>	<b>4,631,603.00</b>	<b>0.00</b>	<b>0.00</b>	<b>0.00</b>	<b>\$8,065</b>	<b>42,000</b>

If applicable, in the space below please provide a description for all un-metered water use along with amounts:

1 Water withdrawn - Total gallons of water withdrawn from pumped sources.  
 2 Water sold - Total gallons from customer meters, and other sales such as construction water.  
 3 Water delivered (sold) to other systems - Total gallons of water delivered to other systems.  
 4 Water received (purchased) from other systems - Total gallons of water purchased/received from other systems.  
 5 Estimated authorized use - Total estimated gallons from authorized metered or unmetered use. Authorized uses such as flushing (mains, services and hydrants) draining/cleaning tanks, process, construction, fire fighting, etc. Non-authorized use (real losses) are service line breaks and leaks, water main breaks, meter inaccuracies and theft.  
 6 Enter the total purchased power costs for the power meters associated with this system.  
 7 Enter the total purchased kWh used by the power meters associated with this system.

<b>Water Utility Plant Description</b>	
Name of the System:	EMPIRITA WATER SYSTEM
ADEQ Public Water System Number:	AZ0402122
ADWR PCC Number:	91-000826.0000

<b>MAINS</b>		
Sizes (inches)	Material	Length (feet)
2.50	PVC	1,660
4.00	PVC	10,520
6.00	PVC	11,950
8.00	PVC	173

<b>CUSTOMER METERS</b>			
Size (inches)	Quantity	Percent over 1,000,000 gallons	Percent over 10 years old
5/8 X 3/4	60	5%	58%

<b>SERVICE LINES</b>		
Material	Percent of system	Year installed
PVC	100%	2005

<b>BOOSTER PUMPS</b>		
Horsepower	GPM	Quantity
9.5	85	2

<b>FIRE HYDRANTS</b>	
Type	Quantity
Standard *	1
Other	0

<b>STORAGE TANKS</b>			
Capacity (gallons)	Material	Quantity	Year installed
47,000	Steel	1	2000
150,000	Steel	1	2009

<b>PRESSURE/BLADDER TANKS</b>			
Capacity (gallons)	Material	Quantity	Year installed
5,000	Steel	2	2016
80	Steel/rubber	2	2016

\* A standard fire hydrant has two 2.5 inch hose connection nozzles with 7.5 threads per inch, and one 4.5 inch pumper connection nozzle with 4 threads per inch.

<b>Water Utility Plant Description (Continued)</b>
--

For the following three items, list the utility owned assets in each category for each system.

<b>TREATMENT EQUIPMENT:</b>	N/A
<b>STRUCTURES:</b>	Shed
<b>OTHER:</b>	20 x 20 foot fence around well 1, 10 x 10 foot fence around well 2, 60 x 50 foot fenced area

Provide a calculation used to determine the value of one water equivalent residential connection (ERC).

Use one of the following methods:

- (a) If actual flow data are available from the preceding 12 months, divide the total annual single family residence (SFR) gallons sold by the average number of single family residence customers for the same period and divide the result by 365
- (b) If no historical flow data are available, use:  
 $ERC = ( \text{Total SFR gallons sold (Omit 000)} / 365 \text{ days} / 350 \text{ gallons per day} )$

ERC	217
Method used:	(a)

Customer and Other Information	
Name of the System:	EMPIRITA WATER SYSTEM
ADEQ Public Water System Number:	AZ0402122
ADWR PCC Number:	91-000826.0000

Month	Number of Customers				
	Single-Family	Multi-Family	Commercial	Turf/Irrigation	Other Non-Residential
January	54	0	0	0	1
February	54	0	0	0	1
March	54	0	0	0	1
April	56	0	0	0	1
May	56	0	0	0	1
June	56	0	0	0	1
July	57	0	0	0	1
August	57	0	0	0	1
September	57	0	0	0	1
October	58	0	0	0	1
November	59	0	0	0	1
December	60	0	0	0	1

If the system has fire hydrants, what is the fire flow requirements?  GPM for  hrs.

Does the system have chlorination treatment?

Does the Company have an ADWR Gallons Per Capita Per Day (GCPCPD) requirement?   
 If yes, provide the GCPCPD amount:

Is the Water Utility located in an ADWR Active Management Area (AMA)?   
 If yes, which AMA?

What is the present system connection capacity (in ERCs \*) using existing lines?

What is the future system connection capacity (in ERCs \*) upon service area buildout?

Describe any plans and estimated completion dates for any enlargements or improvements of this system.

\* an ERC is based on the calculation on the bottom of AR9 page 12.

Empirita Water Company, L.L.C.  
 Annual Report  
 Utility Shutoffs / Disconnects  
 12/31/20

Utility Shutoffs / Disconnects	
Name of the System:	EMPIRITA WATER SYSTEM
ADEQ Public Water System Number:	AZ0402122
ADWR PCC Number:	91-000826.0000

Month	Termination without Notice R14-2-410.B	Termination with Notice R14-2-410.C	Other
January	0	0	0
February	0	0	0
March	0	0	0
April	0	0	0
May	0	0	0
June	0	0	0
July	0	0	0
August	0	0	0
September	0	0	0
October	0	0	0
November	0	0	0
December	0	0	0
<b>Total</b>	<b>0</b>	<b>0</b>	<b>0</b>

**Other (description):**

N/A
-----

**Instructions:** Fill out the Grey Cells with the relevent information. Input 0 or none if there is nothing recorded in that account or there is no applicable information to report.

Empirita Water Company, L.L.C.  
Annual Report  
Property Taxes  
12/31/20

Property Taxes	
----------------	--

Amount of actual property taxes paid during Calendar Year 2020 was	
--	--

	\$3,424
--	---------

If no property taxes paid, explain why.
---

N/A
-----

<b>Instructions:</b> Fill out the Grey Cells with the relevant information. Input 0 or none if there is nothing recorded in that account or there is no applicable information to report.
---



RECEIVED  
BY EMAIL

05/01/2021, 4:16 PM

ARIZONA CORPORATION COMMISSION  
UTILITIES DIVISION

Empirita Water Company, L.L.C.  
Annual Report  
Verification and Sworn Statement (Taxes)  
12/31/20

Verification and Sworn Statement (Taxes)

Verification: State of Arizona, the undersigned of the  
(state name)

County of (county name): Pima  
Name (owner or official) title: James Vermilyca, Managing Member  
Company name: Empirita Water Company, L.L.C.

DO SAY THAT THIS ANNUAL UTILITY PROPERTY TAX AND SALES TAX REPORT TO THE ARIZONA CORPORATION COMMISSION.

FOR THE YEAR ENDING: 12/31/20

HAS BEEN PREPARED UNDER MY DIRECTION, FROM THE ORIGINAL BOOKS, PAPERS AND RECORDS OF SAID UTILITY; THAT I HAVE CAREFULLY EXAMINED THE SAME, AND DECLARE THE SAME TO BE A COMPLETE AND CORRECT STATEMENT OF BUSINESS AND AFFAIRS OF SAID UTILITY FOR THE PERIOD COVERED BY THIS REPORT IN RESPECT TO EACH AND EVERY MATTER AND THING SET FORTH, TO THE BEST OF MY KNOWLEDGE, INFORMATION AND BELIEF.

Sworn Statement: I HEREBY ATTEST THAT ALL PROPERTY TAXES FOR SAID COMPANY ARE CURRENT AND PAID IN FULL.

I HEREBY ATTEST THAT ALL SALES TAXES FOR SAID COMPANY ARE CURRENT AND PAID IN FULL.

James Vermilyca  
signature of owner/official

(520) 490-1218  
telephone no.

SUBSCRIBED AND SWORN TO BEFORE ME A NOTARY PUBLIC  
IN AND FOR THE COUNTY

THIS

27th

DAY OF


Pima

(county name)

April 2021  
(month) and (year)

MY COMMISSION EXPIRES

1/15/25  
(date)



[Signature]  
(signature of notary public)

**Verification and Sworn Statement**

**Verification:**

State of Arizona I, the undersigned of the  
(state name)  
County of (county name): Pima  
Name (owner or official) title: James Vermilyea, Managing Member  
Company name: Empirita Water Company, L.L.C.

DO SAY THAT THIS ANNUAL UTILITY PROPERTY TAX AND SALES TAX REPORT TO THE ARIZONA CORPORATION COMMISSION.

FOR THE YEAR ENDING: 12/31/20

HAS BEEN PREPARED UNDER MY DIRECTION, FROM THE ORIGINAL BOOKS, PAPERS AND RECORDS OF SAID UTILITY; THAT I HAVE CAREFULLY EXAMINED THE SAME, AND DECLARE THE SAME TO BE A COMPLETE AND CORRECT STATEMENT OF BUSINESS AND AFFAIRS OF SAID UTILITY FOR THE PERIOD COVERED BY THIS REPORT IN RESPECT TO EACH AND EVERY MATTER AND THING SET FORTH, TO THE BEST OF MY KNOWLEDGE, INFORMATION AND BELIEF.


**Sworn Statement:** IN ACCORDANCE WITH THE REQUIREMENTS OF TITLE 40, ARTICLE 8, SECTION 40-401, ARIZONA REVISED STATUTES, IT IS HEREIN REPORTED THAT THE GROSS OPERATING REVENUE OF SAID UTILITY DERIVED FROM ARIZONA INTRASTATE UTILITY OPERATIONS DURING THE CALENDAR YEAR WAS:

Arizona Intrastate Gross Operating Revenues Only (\$)  
\$40,643  
(The amount in the box above includes  
\$2,130 in sales taxes  
billed or collected)

James Vermilyea  
signature of owner/official  
  
(520) 490-1218  
telephone no.

SUBSCRIBED AND SWORN TO BEFORE ME A NOTARY PUBLIC  
IN AND FOR THE COUNTY Pima  
(county name)  
THIS 27th DAY OF April 2021  
(month) and (year)

MY COMMISSION EXPIRES 1/15/25  
(date)  
[Signature]  
(signature of notary public)



Verification and Sworn Statement (Residential Revenue)

Verification:

State of Arizona I, the undersigned of the  
(state name)

County of (county name): Pima  
Name (owner or official) title: James Vermilyea, Managing Member  
Company name: Empirita Water Company, L.L.C.

DO SAY THAT THIS ANNUAL UTILITY PROPERTY TAX AND SALES TAX REPORT TO THE ARIZONA CORPORATION COMMISSION.

FOR THE YEAR ENDING: 12/31/20

HAS BEEN PREPARED UNDER MY DIRECTION, FROM THE ORIGINAL BOOKS, PAPERS AND RECORDS OF SAID UTILITY; THAT I HAVE CAREFULLY EXAMINED THE SAME, AND DECLARE THE SAME TO BE A COMPLETE AND CORRECT STATEMENT OF BUSINESS AND AFFAIRS OF SAID UTILITY FOR THE PERIOD COVERED BY THIS REPORT IN RESPECT TO EACH AND EVERY MATTER AND THING SET FORTH, TO THE BEST OF MY KNOWLEDGE, INFORMATION AND BELIEF.

Sworn Statement:

IN ACCORDANCE WITH THE REQUIREMENTS OF TITLE 40, ARTICLE 8, SECTION 40-401, ARIZONA REVISED STATUTES, IT IS HEREIN REPORTED THAT THE GROSS OPERATING REVENUE OF SAID UTILITY DERIVED FROM ARIZONA INTRASTATE UTILITY OPERATIONS RECEIVED FROM RESIDENTIAL CUSTOMERS DURING THE CALENDAR YEAR WAS:

Arizona Intrastate Gross Operating Revenues Only (\$)

\$40,643  
(The amount in the box above includes  
\$2,130 in sales taxes  
billed or collected)

James Vermilyea  
signature of owner/official

(520) 490-1218  
telephone no.

SUBSCRIBED AND SWORN TO BEFORE ME A NOTARY PUBLIC  
IN AND FOR THE COUNTY


Pima  
(county name)

THIS 28th

DAY OF April 2021  
(month) and (year)

MY COMMISSION EXPIRES

1/15/25  
(date)



[Signature]  
(signature of notary public)