

RECEIVED
UTILITIES DIVISION

2019 MAR 27 A 11: 26

ANNUAL REPORT

Of

Company Name: Empirita Water Company, L.L.C.
2850 E. Skyline Dr., Ste. 100

Mailing Address: Tucson AZ
85718

Docket No.: W-03948A

For the Year Ended: 12/31/18

WATER UTILITY

To

Arizona Corporation Commission

Due on April 15th

Email: rdelafuente@azcc.gov, mail or deliver the completed Annual Report to:

Arizona Corporation Commission
Compliance Section - Utilities Division
1200 West Washington Street
Phoenix, Arizona 85007

Application Type: Original Filing

Application Date: 3/25/2019

4-1-19

ARIZONA CORPORATION COMMISSION
WATER UTILITY ANNUAL REPORT
Empirita Water Company, L.L.C.
A Class Utility

1. For the Calendar Year Ended: 12/31/18

2. Address:

2850 E. Skyline Drive, Suite 100			
City:	Tucson	State:	Arizona
		Zip Code:	85718

3. Telephone Number:

4. Date of Original Organization of Utility:

5. Person to whom correspondence should be addressed concerning this report:

Name:
Telephone No. :
Address:

2850 E. Skyline Drive, Suite 100			
City:	Tucson	State:	Arizona
		Zip Code:	85718

Email:

6. On-Site Manager:

Name:
Telephone No. :
Address:

2015 Forbes Blvd., Suite 107			
City:	Tucson	State:	Arizona
		Zip Code:	85745

Email:

7. Ownership:

8. Counties Served:

Empirita Water Company, L.L.C.
 Annual Report
 Utility Plant in Service (Water)
 12/31/18

Utility Plant in Service (Water)							
Account No.	Description	Beginning Year Original Cost	Current Year Additions	Current Year Retirements	Adjusted Original Cost	Accumulated Depreciation	OCLD (OC less AD)
301	Organization	\$15,000	\$0	\$0	\$15,000	\$13,500	\$1,500
302	Franchises	0	0	0	0	0	0
303	Land and Land Rights	0	0	0	0	0	0
304	Structures and Improvements	0	0	0	0	0	0
305	Collecting & Improving Reservoirs	0	0	0	0	0	0
306	Lake, River, Canal Intakes	0	0	0	0	0	0
307	Wells and Springs	29,888	0	0	29,888	16,001	13,887
308	Infiltration Galleries	0	0	0	0	0	0
309	Supply Mains	0	0	0	0	0	0
310	Power Generation Equipment	0	0	0	0	0	0
311	Pumping Equipment	0	0	0	0	0	0
320	Water Treatment Equipment	0	0	0	0	0	0
320.1	Water Treatment Plants	0	0	0	0	0	0
320.2	Solution Chemical Feeders	0	0	0	0	0	0
320.3	Point-of-Use Treatment Devices	0	0	0	0	0	0
330	Distribution Reservoirs and Standpipes	198,933	0	0	198,933	100,422	98,511
330.1	Storage Tanks	0	0	0	0	0	0
330.2	Pressure Tanks	0	0	0	0	0	0
331	Transmission and Distribution Mains	0	0	0	0	0	0
333	Services	0	0	0	0	0	0
334	Meters and Meter Installations	11,498	0	0	11,498	11,498	0
335	Hydrants	0	0	0	0	0	0
336	Backflow Prevention Devices	0	0	0	0	0	0
339	Other Plant and Misc. Equipment	0	0	0	0	0	0
340	Office Furniture and Equipment	0	0	0	0	0	0
340.1	Computer & Software	0	0	0	0	0	0
341	Transportation Equipment	2,000	0	0	2,000	2,000	0
342	Stores Equipment	0	0	0	0	0	0
343	Tools, Shop and Garage Equipment	0	0	0	0	0	0
344	Laboratory Equipment	0	0	0	0	0	0
345	Power Operated Equipment	67,719	0	0	67,719	41,044	26,675
346	Communication Equipment	0	0	0	0	0	0
347	Miscellaneous Equipment	0	0	0	0	0	0
348	Other Tangible Plant	0	0	0	0	0	0
	Totals	\$325,038	\$0	\$0	\$325,038	\$184,465	\$140,573

Instructions: Fill out the Grey Cells with the relevant information. Input 0 or none if there is nothing recorded in that account or there is no applicable information to report.

Empirita Water Company, L.L.C.
 Annual Report
 Depreciation Expense for the Current Year (Water)
 12/31/18

Depreciation Expense for the Current Year (Water)								
Account No.	Description	Beginning Year Original Cost	Current Year Additions	Current Year Retirements	Adjusted Original Cost	Fully Depreciated/Non-depreciable Plant	Depreciation Percentages	Depreciation Expense
301	Organization	\$15,000	\$0	\$0	\$15,000	\$0	0.06667	\$1,000
302	Franchises	0	0	0	0	0	0.00%	0
303	Land and Land Rights	0	0	0	0	0	0.00%	0
304	Structures and Improvements	0	0	0	0	0	0.00%	0
305	Collecting & Improving Reservoirs	0	0	0	0	0	0.00%	0
306	Lake, River, Canal Intakes	0	0	0	0	0	0.00%	0
307	Wells and Springs	29,888	0	0	29,888	0	3.91%	1,170
308	Infiltration Galleries	0	0	0	0	0	0.00%	0
309	Supply Mains	0	0	0	0	0	0.00%	0
310	Power Generation Equipment	0	0	0	0	0	0.00%	0
311	Pumping Equipment	0	0	0	0	0	0.00%	0
320	Water Treatment Equipment	0	0	0	0	0	0.00%	0
320.1	Water Treatment Plants	0	0	0	0	0	0.00%	0
320.2	Solution Chemical Feeders	0	0	0	0	0	0.00%	0
320.3	Point-of-Use Treatment Devices	0	0	0	0	0	0.00%	0
330	Distribution Reservoirs and Standpipes	198,933	0	0	198,933	0	4.00%	7,957
330.1	Storage Tanks	0	0	0	0	0	0.00%	0
330.2	Pressure Tanks	0	0	0	0	0	0.00%	0
331	Transmission and Distribution Mains	0	0	0	0	0	0.00%	0
333	Services	0	0	0	0	0	0.00%	0
334	Meters and Meter Installations	11,498	0	0	11,498	0	0.00%	0
335	Hydrants	0	0	0	0	0	0.00%	0
336	Backflow Prevention Devices	0	0	0	0	0	0.00%	0
339	Other Plant and Misc. Equipment	0	0	0	0	0	0.00%	0
340	Office Furniture and Equipment	0	0	0	0	0	0.00%	0
340.1	Computer & Software	0	0	0	0	0	0.00%	0
341	Transportation Equipment	2,000	0	0	2,000	0	0.00%	0
342	Stores Equipment	0	0	0	0	0	0.00%	0
343	Tools, Shop and Garage Equipment	0	0	0	0	0	0.00%	0
344	Laboratory Equipment	0	0	0	0	0	0.00%	0
345	Power Operated Equipment	67,719	0	0	67,719	0	2.06%	1,397
346	Communication Equipment	0	0	0	0	0	0.00%	0
347	Miscellaneous Equipment	0	0	0	0	0	0.00%	0
348	Other Tangible Plant	0	0	0	0	0	0.00%	0
	Subtotal	\$325,038	\$0	\$0	\$325,038	\$0		\$11,524

Contribution(s) in Aid of Construction (Gross) \$0
 Less: Non Amortizable Contribution(s) 0
 Fully Amortized Contribution(s) 0
 Amortizable Contribution(s) \$0
 Times: Proposed Amortization Rate 3.55%
Amortization of CIAC \$0

Less: Amortization of CIAC
DEPRECIATION EXPENSE

Instructions: Fill out the Grey Cells with the relevant information. Input 0 or none if there is nothing recorded in that account or there is no applicable information to report.

Empirita Water Company, L.L.C.
 Annual Report
 Balance Sheet Assets
 12/31/18

Balance Sheet Assets				
	Assets		Balance at Beginning of Year (2018)	Balance at End of Year (2018)
Account No.	Current and Accrued Assets			
131	Cash		\$296	\$0
134	Working Funds		0	0
135	Temporary Cash Investments		0	0
141	Customer Accounts Receivable		253	0
146	Notes Receivable from Associated Companies		0	0
151	Plant Material and Supplies		0	0
162	Prepayments		0	0
174	Miscellaneous Current and Accrued Assets		0	0
	Total Current and Accrued Assets		\$549	\$0
Account No.	Fixed Assets			
101	Utility Plant in Service*		\$325,038	\$325,038
103	Property Held for Future Use		0	0
105	Construction Work in Progress		0	0
108	Accumulated Depreciation (enter as negative)*		(172,941)	(184,465)
121	Non-Utility Property		0	0
122	Accumulated Depreciation - Non Utility		0	0
	Total Fixed Assets		\$152,097	\$140,573
	Total Assets		\$152,646	\$140,573

Instructions: Fill out the Grey Cells with the relevant information. Input 0 or none if there is nothing recorded in that account or there is no applicable information to report.

*Note these items feed automatically from AR3 UPIS Page 3

Empirita Water Company, L.L.C.
 Annual Report
 Balance Sheet Liabilities and Owners Equity

Balance Sheet Liabilities and Owners Equity				
	Liabilities		Balance at Beginning of Year (2018)	Balance at End of Year (2018)
Account No.	Current Liabilities			
231	Accounts Payable		\$0	\$497
232	Notes Payable (Current Portion)		9,496	9,496
234	Notes Payable to Associated Companies		145,275	137,162
235	Customer Deposits		4,215	5,783
236	Accrued Taxes		0	0
237	Accrued Interest		0	0
242	Miscellaneous Current and Accrued Liabilities		3,607	3,583
	Total Current Liabilities		\$162,593	\$156,521
	Long Term Debt			
224	Long Term Debt (Notes and Bonds)		\$39,372	\$34,583
	Deferred Credits			
251	Unamortized Premium on Debt		\$0	\$0
252	Advances in Aid of Construction		0	0
255	Accumulated Deferred Investment Tax Credits		0	0
271	Contributions in Aid of Construction		0	0
272	Less: Amortization of Contributions		0	0
281	Accumulated Deferred Income Tax		0	0
	Total Deferred Credits		\$0	\$0
	Total Liabilities		\$201,965	\$191,104
	Capital Accounts			
201	Common Stock Issued		\$0	\$0
211	Other Paid-In Capital		0	0
215	Retained Earnings		0	0
218	Proprietary Capital (Sole Props and Partnerships)		(49,319)	(50,531)
	Total Capital		(\$49,319)	(\$50,531)
	Total Liabilities and Capital		\$152,646	\$140,573

Instructions: Fill out the Grey Cells with the relevant information. Input 0 or none if there is nothing recorded in that account or there is no applicable information to report.

Note: Total liabilities and Capital must match total assets for the beginning and end of the year!

Empirita Water Company, L.L.C.
Annual Report
Water Comparative Income Statement
12/31/18

Water Comparative Income Statement			
Account No.	Calendar Year	Current Year 01/01/2018 - 12/31/2018	Last Year 01/01/2017 - 12/31/2017
	Operating Revenue		
461	Metered Water Revenue	\$31,918	\$29,998
460	Unmetered Water Revenue	546	324
462	Fire Protection Revenue	0	0
469	Guaranteed Revenues (Surcharges)	0	0
471	Miscellaneous Service Revenues	8,113	0
474	Other Water Revenue	0	2,956
	Total Revenues	\$40,577	\$33,278
	Operating Expenses		
601	Salaries and Wages	\$0	\$0
604	Employee Pensions and Benefits	0	0
610	Purchased Water	0	0
615	Purchased Power	6,624	7,028
618	Chemicals	0	0
620	Materials and Supplies	880	955
620.1	Repairs and Maintenance	4,996	2,199
620.2	Office Supplies and Expense	136	167
630	Contractual Services	0	0
631	Contractual Services -Engineering	0	0
632	Contractual Services - Accounting	1,350	850
633	Contractual Services - Legal	0	0
634	Contractual Services - Management Fees	0	0
635	Contractual Services - Water Testing	764	1,248
636	Contractual Services - Other	4,859	5,629
640	Rents	0	0
641	Rental of Building/Real Property	0	0
642	Rental of Equipment	0	0
650	Transportation Expenses	2,028	1,885
657	Insurance - General Liability	1,435	0
657.1	Insurance - Health and Life	0	1,402
665	Regulatory Commission Expense - Rate	0	0
670	Bad Debt Expense	0	0
675	Miscellaneous Expense	331	10
403	Depreciation Expense (From Schedule AR4)	11,524	11,544
408	Taxes Other Than Income	1,849	1,627
408.11	Property Taxes	0	157
409	Income Taxes	0	0
427.1	Customer Security Deposit Interest	0	0
	Total Operating Expenses	\$36,776	\$34,701
	Operating Income / (Loss)	\$3,801	(\$1,423)
	Other Income / (Expense)		
419	Interest and Dividend Income	\$0	\$0
421	Non-Utility Income	0	0
426	Miscellaneous Non-Utility (Expense)	0	0
427	Interest (Expense)	(5,013)	(5,484)
	Total Other Income / (Expense)	(\$5,013)	(\$5,484)
	Net Income / (Loss)	(\$1,212)	(\$6,907)

Instructions: Fill out the Grey Cells with the relevant information. Input 0 or none if there is nothing recorded in that account or there is no applicable information to report.

Empirita Water Company, L.L.C.
 Annual Report
 Full time equivalent employees
 12/31/18

Full time equivalent employees

	Direct Company	Outside service	Total
President	0.2	0.0	0.2
Vice-president	0.0	0.0	0.0
Manager	0.0	0.0	0.0
Engineering Staff	0.0	0.0	0.0
System Operator(s)	0.0	0.0	0.0
Meter reader	0.1	0.0	0.1
Customer Service	0.0	0.0	0.0
Accounting	0.0	0.0	0.0
Business Office	0.0	0.0	0.0
Rates Department	0.0	0.0	0.0
Administrative Staff	0.0	0.0	0.0
Other	0.0	0.0	0.0
Total	0.3	0.0	0.3

Instructions: Fill out the Grey Cells with the relevant information. Input 0 or none if there is nothing recorded in that account or there is no applicable information to report. A full-time employee is based on 2080 total hours per year. Please calculate partial employees using 2080 hours.

Empirita Water Company, L.L.C.
 Annual Report
 Supplemental Financial Data (Long-Term Debt)
 12/31/18

Supplemental Financial Data (Long-Term Debt)				
	Loan #1	Loan #2	Loan #3	Loan #4
Date Issued	6/25/2014	None	None	None
Source of Loan	Individual	N/A	N/A	N/A
ACC Decision No.	N/A	N/A	N/A	N/A
Reason for Loan	Equipment upgrad	N/A	N/A	N/A
Dollar Amt. Issued	\$62,000	\$0	\$0	\$0
Amount Outstanding	\$48,868	\$0	\$0	\$0
Date of Maturity	6/30/2022	N/A	N/A	N/A
Interest Rate	10.00%	0.00%	0.00%	0.00%
Current Year Interest	\$4,706	\$0	\$0	\$0
Current Year Principal	\$4,790	\$0	\$0	\$0

Meter Deposit Balance at Test Year End:	\$5,783
---	---------

Meter Deposits Refunded During the Test Year:	\$328
---	-------

List all bonds, notes, loans, and other types of indebtedness in which the proceeds were used in the provision of public utility service. Indebtedness incurred for personal uses by the owner of the utility should not be listed. Input 0 or none if there is nothing to report for that cell.

Well and Water Usage									
Name of the System:		EMPIRITA WATER SYSTEM							
ADEQ Public Water System Number:		AZ0402122							
ADWR PCC Number:		91-000826.0000							
Well registry 55# (55-XXXXXX):	Pump Horsepower	Pump Yield (gpm)	Casing Depth (feet)	Casing Diameter (inches)	Pump Motor Type **	Year Drilled	Meter Size (inches)	How measured:	Active
55-570078	10	25	445	5	Submersible	2000	1	Metered	Yes
55-580933	10	30	425	5	Submersible	2000	1	Metered	Yes
0	0	0	0	0	0	0	0	Estimated	No
0	0	0	0	0	0	0	0	Estimated	No
0	0	0	0	0	0	0	0	Estimated	No
0	0	0	0	0	0	0	0	Estimated	No
0	0	0	0	0	0	0	0	Estimated	No
0	0	0	0	0	0	0	0	Estimated	No
0	0	0	0	0	0	0	0	Estimated	No
0	0	0	0	0	0	0	0	Estimated	No
0	0	0	0	0	0	0	0	Estimated	No
0	0	0	0	0	0	0	0	Estimated	No
0	0	0	0	0	0	0	0	Estimated	No
0	0	0	0	0	0	0	0	Estimated	No
0	0	0	0	0	0	0	0	Estimated	No
0	0	0	0	0	0	0	0	Estimated	No
0	0	0	0	0	0	0	0	Estimated	No
0	0	0	0	0	0	0	0	Estimated	No
0	0	0	0	0	0	0	0	Estimated	No
0	0	0	0	0	0	0	0	Estimated	No

Name of system water delivered to:		EMPIRITA WATER SYSTEM	
ADWR PCC Number:		91-000826.0000	
Source of water delivered to another system		Other	
Name of system water received from:		EMPIRITA WATER SYSTEM	
ADWR PCC Number:		91-000826.0000	
Source of water received		Other	
Well registry 55# (55-XXXXXX):		570078	

Month	Water withdrawn (acre ft) ¹	Water sold (acre ft) ²	Water delivered (sold) to other systems (acre ft) ³	Water received (purchased) from other systems (acre ft) ⁴	Estimated authorized use (acre ft) ⁵	Purchased Power Expense ⁶	Purchased Power (kWh) ⁷
January	1	1	0	0	0	364	2,031
February	1	1	0	0	0	369	2,058
March	1	1	0	0	0	415	2,233
April	1	1	0	0	0	526	3,058
May	1	1	0	0	0	605	3,696
June	1	1	0	0	0	567	3,391
July	1	1	0	0	0	545	3,181
August	1	1	0	0	0	468	2,564
September	1	1	0	0	0	451	2,436
October	1	1	0	0	0	400	1,847
November	1	1	0	0	0	423	1,997
December	1	1	0	0	0	490	3,229
Totals	11	10	0	0	0	\$5,623	31,721

If applicable, in the space below please provide a description for all un-metered water use along with amounts:
 N/A

Instructions: Fill out the Grey Cells with the relevant information. Input 0 or none if there is nothing recorded in that account or there is no applicable information to report.

- 1 Water withdrawn - Total acre feet of water withdrawn from pumped sources.
- 2 Water sold - Total acre feet from customer meters, and other sales such as construction water.
- 3 Water delivered (sold) to other systems - Total acre feet of water delivered to other systems.
- 4 Water received (purchased) from other systems - Total acre feet of water purchased/received from other systems.
- 5 Estimated authorized use - Total estimated acre feet from authorized metered or unmetered use. Authorized uses such as flushing (mains, services and hydrants) draining/cleaning tanks, process, construction, fire fighting, etc. Non-authorized use (real losses) are service line breaks and leaks, water main breaks, meter inaccuracies and theft.
- 6 Enter the total purchased power costs for the power meters associated with this system.
- 7 Enter the total purchased kWh used by the power meters associated with this system.

Water Utility Plant Description		
Name of the System:	EMPIRITA WATER SYSTEM	
ADEQ Public Water System Number:	AZ0402122	
ADWR PCC Number:	91-000826.0000	

MAINS		
Sizes (inches)	Material	Length (feet)
4.00	PVC	16
NA	NA	0
NA	NA	0
NA	NA	0
NA	NA	0
NA	NA	0
NA	NA	0
NA	NA	0
NA	NA	0
NA	NA	0
NA	NA	0
NA	NA	0
NA	NA	0
NA	NA	0
NA	NA	0
NA	NA	0

CUSTOMER METERS	
Size (inches)	Quantity
5/8 X 3/4	48
NA	0
NA	0
NA	0
NA	0
NA	0
NA	0
NA	0
NA	0
NA	0
NA	0
NA	0
NA	0
NA	0
NA	0
NA	0
NA	0
NA	0
NA	0

SERVICE LINES	
Material	Percent of system
PVC	5%
NA	0%
NA	0%
NA	0%
NA	0%

BOOSTER PUMPS		
Horsepower	GPM	Quantity
9.5	85	2
0	0	0
0	0	0
0	0	0

FIRE HYDRANTS	
Type	Quantity
Standard *	1
Other	0

STORAGE TANKS		
Capacity (gallons)	Material	Quantity
50,000	Steel	1
150,000	Steel	1
0	N/A	0
0	N/A	0
0	N/A	0
0	N/A	0

PRESSURE/BLADDER TANKS		
Capacity (gallons)	Material	Quantity
5,000	Steel	1
0	NA	0
0	NA	0
0	NA	0
0	NA	0
0	NA	0

Instructions: Fill out the Grey Cells with the relevant information. Input 0 or none if there is nothing recorded in that account or there is no applicable information to report. Copy and paste this sheet as many times as is necessary.

* A standard fire hydrant has two 2.5 inch hose connection nozzles with 7.5 threads per inch, and one 4.5 inch pumper connection nozzle with 4 threads per inch.

Water Utility Plant Description (Continued)

For the following three items, list the utility owned assets in each category for each system.

TREATMENT EQUIPMENT:	Chlorine
-----------------------------	----------

STRUCTURES:	50,000 Gal Storage Tank; 150,000 Gal Storage Tank; 3 - Buster Pumps; 1/2 Ac Land
--------------------	--

OTHER:	N/A
---------------	-----

Instructions: Fill out the Grey Cells with the relevant information. Input 0 or none if there is nothing recorded in that account or there is no applicable information to report. Copy and paste this sheet as many times as is necessary.

Customer and Other Information	
Name of the System:	EMPIRITA WATER SYSTEM
ADEQ Public Water System Number:	AZ0402122
ADWR PCC Number:	91-000826.0000

Month	Number of Customers				
	Single-Family	Multi-Family	Commercial	Turf/Irrigation	Other Non-Residential
January	45	0	0	0	0
February	45	0	0	0	0
March	45	0	0	0	0
April	45	0	0	0	0
May	45	0	0	0	0
June	45	0	0	0	0
July	46	0	0	0	0
August	46	0	0	0	0
September	48	0	0	0	0
October	49	0	0	0	0
November	49	0	0	0	0
December	49	0	0	0	0

If the system has fire hydrants, what is the fire flow requirements? GPM for hrs.

Does the system have chlorination treatment?

Does the Company have an ADWR Gallons Per Capita Per Day (GCPCPD) requirement?

If yes, provide the GPCPD amount:

Is the Water Utility located in an ADWR Active Management Area (AMA)?

If yes, which AMA?

Instructions: Fill out the Grey Cells with the relevant information. Input 0 or none if there is nothing recorded in that account or there is no applicable information to report. Copy and paste this sheet as many times as is necessary.

Empirita Water Company, L.L.C.
Annual Report
Property Taxes
12/31/18

Property Taxes	
Amount of actual property taxes paid during Calendar Year 2018 was	\$0

If no property taxes paid, explain why.
Company lacked funds to pay

Instructions: Fill out the Grey Cells with the relevant information. Input 0 or none if there is nothing recorded in that account or there is no applicable information to report.

Verification and Sworn Statement (Taxes)

RECEIVED
UTILITIES DIVISION
2019 MAR 27 A 11:26
ARIZONA CORPORATION
COMMISSION

Verification: State of Arizona I, the undersigned of the
(state name)

County of (county name): Cochise
Name (owner or official) title: James Vermilyea, Member
Company name: Empirita Water Company, L.L.C.

DO SAY THAT THIS ANNUAL UTILITY PROPERTY TAX AND SALES TAX REPORT TO THE ARIZONA CORPORATION COMMISSION.

FOR THE YEAR ENDING: 12/31/18

HAS BEEN PREPARED UNDER MY DIRECTION, FROM THE ORIGINAL BOOKS, PAPERS AND RECORDS OF SAID UTILITY; THAT I HAVE CAREFULLY EXAMINED THE SAME, AND DECLARE THE SAME TO BE A COMPLETE AND CORRECT STATEMENT OF BUSINESS AND AFFAIRS OF SAID UTILITY FOR THE PERIOD COVERED BY THIS REPORT IN RESPECT TO EACH AND EVERY MATTER AND THING SET FORTH, TO THE BEST OF MY KNOWLEDGE, INFORMATION AND BELIEF.

Sworn Statement: I HEREBY ATTEST THAT ALL PROPERTY TAXES FOR SAID COMPANY ARE CURRENT AND PAID IN FULL.

I HEREBY ATTEST THAT ALL SALES TAXES FOR SAID COMPANY ARE CURRENT AND PAID IN FULL.

James Vermilyea
signature of owner/official

(520) 490-1218
telephone no.

SUBSCRIBED AND SWORN TO BEFORE ME A NOTARY PUBLIC
IN AND FOR THE COUNTY

THIS


26th

DAY OF

Pima
(county name)
March 2019
(month) and (year)

MY COMMISSION EXPIRES

1/15/21
(date)



[Signature]
(signature of notary public)

Verification and Sworn Statement

Verification:

State of Arizona I, the undersigned of the
(state name)

County of (county name):

Cochise

Name (owner or official) title:

James Vermilyea, Member

Company name:

Empirita Water Company, L.L.C.

RECEIVED
UTILITIES DIVISION
2019 MAR 27 A 11:26
ARIZONA CORPORATION COMMISSION

DO SAY THAT THIS ANNUAL UTILITY PROPERTY TAX AND SALES TAX REPORT TO THE ARIZONA CORPORATION COMMISSION.

FOR THE YEAR ENDING: 12/31/18

HAS BEEN PREPARED UNDER MY DIRECTION, FROM THE ORIGINAL BOOKS, PAPERS AND RECORDS OF SAID UTILITY; THAT I HAVE CAREFULLY EXAMINED THE SAME, AND DECLARE THE SAME TO BE A COMPLETE AND CORRECT STATEMENT OF BUSINESS AND AFFAIRS OF SAID UTILITY FOR THE PERIOD COVERED BY THIS REPORT IN RESPECT TO EACH AND EVERY MATTER AND THING SET FORTH, TO THE BEST OF MY KNOWLEDGE, INFORMATION AND BELIEF.

Sworn Statement: IN ACCORDANCE WITH THE REQUIREMENTS OF TITLE 40, ARTICLE 8, SECTION 40-401, ARIZONA REVISED STATUTES, IT IS HEREIN REPORTED THAT THE GROSS OPERATING REVENUE OF SAID UTILITY DERIVED FROM ARIZONA INTRASTATE UTILITY OPERATIONS DURING THE CALENDAR YEAR WAS:

Arizona Intrastate Gross Operating Revenues Only (\$)

\$32,465

(The amount in the box above includes

\$1,849

in sales taxes

billed or collected)

James Vermilyea
signature of owner/official

(520) 490-1218

telephone no.

SUBSCRIBED AND SWORN TO BEFORE ME A NOTARY PUBLIC
IN AND FOR THE COUNTY

THIS

26th

DAY OF


Pima

(county name)

March 2019
(month) and (year)

MY COMMISSION EXPIRES

11/15/21
(date)



[Signature]
(signature of notary public)

Verification and Sworn Statement (Residential Revenue)

Verification:

State of Arizona I, the undersigned of the
(state name)

County of (county name): Cochise
Name (owner or official) title: James Vermilyea, Member
Company name: Empirita Water Company, L.L.C.

RECEIVED
UTILITIES DIVISION
2019 MAR 27 A 11:26
ARIZONA CORPORATION COMMISSION

DO SAY THAT THIS ANNUAL UTILITY PROPERTY TAX AND SALES TAX REPORT TO THE ARIZONA CORPORATION COMMISSION.

FOR THE YEAR ENDING: 12/31/18

HAS BEEN PREPARED UNDER MY DIRECTION, FROM THE ORIGINAL BOOKS, PAPERS AND RECORDS OF SAID UTILITY; THAT I HAVE CAREFULLY EXAMINED THE SAME, AND DECLARE THE SAME TO BE A COMPLETE AND CORRECT STATEMENT OF BUSINESS AND AFFAIRS OF SAID UTILITY FOR THE PERIOD COVERED BY THIS REPORT IN RESPECT TO EACH AND EVERY MATTER AND THING SET FORTH, TO THE BEST OF MY KNOWLEDGE, INFORMATION AND BELIEF.

Sworn Statement: IN ACCORDANCE WITH THE REQUIREMENTS OF TITLE 40, ARTICLE 8, SECTION 40-401, ARIZONA REVISED STATUTES, IT IS HEREIN REPORTED THAT THE GROSS OPERATING REVENUE OF SAID UTILITY DERIVED FROM ARIZONA INTRASTATE UTILITY OPERATIONS RECEIVED FROM RESIDENTIAL CUSTOMERS DURING THE CALENDAR YEAR WAS:

Arizona Intrastate Gross Operating Revenues Only (\$)

\$32,465

(The amount in the box above includes

\$1,849 in sales taxes
billed or collected)

James King
signature of owner/official

(520) 490-1218
telephone no.

SUBSCRIBED AND SWORN TO BEFORE ME A NOTARY PUBLIC
IN AND FOR THE COUNTY

Pima
(county name)

THIS


26th

DAY OF

March 2019
(month) and (year)

MY COMMISSION EXPIRES

11/15/21
(date)



[Signature]
(signature of notary public)

2019 JUN 14 A 9:31

Company	Empirita Water Company, L.L.C.		
Docket No.:	W-03948A		
Name of the System:	EMPIRITA WATER SYSTEM		
ADEQ Public Water System Number:			AZ0402122
ADWR PCC Number:			91-000826.0000

2018 Utility Shutoffs / Disconnects			
Month	Termination without Notice R14-2-410.B	Termination with Notice R14-2-410.C	Other
January			
February			
March			
April			
May			
June			
July			
August			
September			
October			
November			
December			
Total	NONE 0	NONE 0	0

Other (description):

Instructions: Fill out the Grey Cells with the relevant information. Input 0 or none if there is nothing recorded in that account or there is no applicable information to report.