

ANNUAL REPORT

Of

Company Name:
PO Box 38501

Mailing Address: Mormon Lake AZ
86038

Docket No.: W-02502A
For the Year Ended:

**RECEIVED
BY EMAIL
04/30/2021, 5:18 PM
ARIZONA CORPORATION COMMISSION
UTILITIES DIVISION**

WATER UTILITY

To

Arizona Corporation Commission

Due on April 15th

Email: Util-Compliance@azcc.gov, mail or deliver the completed Annual Report to:
Arizona Corporation Commission
Compliance Section - Utilities Division
1200 West Washington Street
Phoenix, Arizona 85007

Application Type:
Application Date:

ARIZONA CORPORATION COMMISSION
WATER UTILITY ANNUAL REPORT
Flagstaff Ranch Water Company, Inc.
A Class Utility

For the Calendar Year Ended: 12/31/20

Primary Address:
City: State: Zip Code:

Telephone Number:

Date of Original Organization of Utility:

Person to whom correspondence should be addressed concerning this report:

Name:
Telephone No. :
Address:
City: State: Zip Code:
Email:

Name:
Telephone No. :
Address:
City: State: Zip Code:
Email:

Name:
Telephone No. :
Address:
City: State: Zip Code:
Email:

Name:
Telephone No. :
Address:
City: State: Zip Code:
Email:

Name:
Telephone No. :
Address:
City: State: Zip Code:
Email:

Ownership:

Counties Served:

Important changes during the year

No	For those companies not subject to the affiliated interest rules, has there been a change in ownership or direct control during the year?
	If yes, please provide specific details in the box below.

No	Has the company been notified by any other regulatory authorities during the year, that they are out of compliance?
	If yes, please provide specific details in the box below.

Utility Plant in Service (Water)							
Account No.	Description	Beginning Year Original Cost	Current Year Additions	Current Year Retirements	Adjusted Original Cost	Accumulated Depreciation	OCLD (OC less AD)
301	Organization	\$75,102			\$75,102	\$75,102	\$0
302	Franchises				0		0
303	Land and Land Rights				0		0
304	Structures and Improvements				0		0
305	Collecting & Improving Reservoirs				0		0
306	Lake, River, Canal Intakes				0		0
307	Wells and Springs	129,012			129,012	123,887	5,125
308	Infiltration Galleries				0		0
309	Supply Mains				0		0
310	Power Generation Equipment				0		0
311	Pumping Equipment	183,414			183,414	44,228	139,186
320	Water Treatment Equipment				0		0
320.1	Water Treatment Plants	282,007			282,007	274,078	7,929
320.2	Solution Chemical Feeders				0		0
320.3	Point-of-Use Treatment Devices				0		0
330	Distribution Reservoirs and Standpipes	312,704			312,704	312,704	0
330.1	Storage Tanks	3,499			3,499	3,227	272
330.2	Pressure Tanks				0		0
331	Transmission and Distribution Mains	445,186			445,186	445,186	0
333	Services				0		0
334	Meters and Meter Installations	5,138			5,138	5,138	0
335	Hydrants				0		0
336	Backflow Prevention Devices				0		0
339	Other Plant and Misc. Equipment				0		0
340	Office Furniture and Equipment				0		0
340.1	Computer & Software				0		0
341	Transportation Equipment				0		0
342	Stores Equipment				0		0
343	Tools, Shop and Garage Equipment				0		0
344	Laboratory Equipment				0		0
345	Power Operated Equipment				0		0
346	Communication Equipment				0		0
347	Miscellaneous Equipment				0		0
348	Other Tangible Plant				0		0
	Totals	\$1,436,062	\$0	\$0	\$1,436,062	\$1,283,550	\$152,512

Flagstaff Ranch Water Company, Inc.
Annual Report
Depreciation Expense for the Current Year (Water)
12/31/20

Depreciation Expense for the Current Year (Water)									
Account No.	Description	Beginning Year Original Cost	Current Year Additions	Current Year Retirements	Adjusted Original Cost	Fully Depreciated/Non-depreciable Plant	Depreciable Plant	Depreciation Percentages	Depreciation Expense
301	Organization	\$75,102	\$0	\$0	\$75,102		\$75,102	0.00%	\$0
302	Franchises	0	0	0	0		0		0
303	Land and Land Rights	0	0	0	0		0		0
304	Structures and Improvements	0	0	0	0		0		0
305	Collecting & Improving Reservoirs	0	0	0	0		0		0
306	Lake, River, Canal Intakes	0	0	0	0		0		0
307	Wells and Springs	129,012	0	0	129,012		129,012	5.80%	7,481
308	Infiltration Galleries	0	0	0	0		0		0
309	Supply Mains	0	0	0	0		0		0
310	Power Generation Equipment	0	0	0	0		0		0
311	Pumping Equipment	183,414	0	0	183,414		183,414	3.28%	6,007
320	Water Treatment Equipment	0	0	0	0		0		0
320.1	Water Treatment Plants	282,007	0	0	282,007		282,007	0.94%	2,663
320.2	Solution Chemical Feeders	0	0	0	0		0		0
320.3	Point-of-Use Treatment Devices	0	0	0	0		0		0
330	Distribution Reservoirs and Standpipes	312,704	0	0	312,704		312,704	0.00%	0
330.1	Storage Tanks	3,499	0	0	3,499		3,499	9.37%	328
330.2	Pressure Tanks	0	0	0	0		0		0
331	Transmission and Distribution Mains	445,186	0	0	445,186		445,186	0.00%	0
333	Services	0	0	0	0		0		0
334	Meters and Meter Installations	5,138	0	0	5,138		5,138		0
335	Hydrants	0	0	0	0		0		0
336	Backflow Prevention Devices	0	0	0	0		0		0
339	Other Plant and Misc. Equipment	0	0	0	0		0		0
340	Office Furniture and Equipment	0	0	0	0		0		0
340.1	Computer & Software	0	0	0	0		0		0
341	Transportation Equipment	0	0	0	0		0		0
342	Stores Equipment	0	0	0	0		0		0
343	Tools, Shop and Garage Equipment	0	0	0	0		0		0
344	Laboratory Equipment	0	0	0	0		0		0
345	Power Operated Equipment	0	0	0	0		0		0
346	Communication Equipment	0	0	0	0		0		0
347	Miscellaneous Equipment	0	0	0	0		0		0
348	Other Tangible Plant	0	0	0	0		0		0
	Subtotal	\$1,436,062	\$0	\$0	\$1,436,062	\$0	\$1,436,062		\$16,479

Contribution(s) in Aid of Construction (Gross) █
Less: Non Amortizable Contribution(s)
Fully Amortized Contribution(s)
Amortizable Contribution(s) **\$0**
Times: Proposed Amortization Rate 1.15%
Amortization of CIAC **\$0**

Less: Amortization of CIAC \$0

DEPRECIATION EXPENSE **\$16,479**

Flagstaff Ranch Water Company, Inc.
 Annual Report
 Balance Sheet Assets
 12/31/20

Balance Sheet Assets				
	Assets		Balance at Beginning of Year (2020)	Balance at End of Year (2020)
Account No.	Current and Accrued Assets			
131	Cash		\$667,575	\$325,035
134	Working Funds			
135	Temporary Cash Investments			
141	Customer Accounts Receivable		10,143	14,179
146	Notes Receivable from Associated Companies			
151	Plant Material and Supplies			
162	Prepayments			
174	Miscellaneous Current and Accrued Assets			
	Total Current and Accrued Assets		\$677,718	\$339,214
Account No.	Fixed Assets			
101	Utility Plant in Service*		\$1,436,062	\$1,436,062
103	Property Held for Future Use			
105	Construction Work in Progress		0	
108	Accumulated Depreciation (enter as negative)*		(1,267,071)	(1,283,550)
121	Non-Utility Property			
122	Accumulated Depreciation - Non Utility			
	Total Fixed Assets		\$168,991	\$152,512
	Total Assets		\$846,709	\$491,726

*Note these items feed automatically from AR3 UPIS Page 4

Flagstaff Ranch Water Company, Inc.
Annual Report
Balance Sheet Liabilities and Owners Equity

Balance Sheet Liabilities and Owners Equity				
	Liabilities		Balance at Beginning of Year (2020)	Balance at End of Year (2020)
Account No.	Current Liabilities			
231	Accounts Payable		(\$223)	\$21,142
232	Notes Payable (Current Portion)			
234	Notes Payable to Associated Companies			
235	Customer Deposits			
236	Accrued Taxes		3,505	1,035
237	Accrued Interest			
242	Miscellaneous Current and Accrued Liabilities		197,258	190,088
	Total Current Liabilities		\$200,540	\$212,265
	Long Term Debt			
224	Long Term Debt (Notes and Bonds)			
	Deferred Credits			
251	Unamortized Premium on Debt			
252	Advances in Aid of Construction			
255	Accumulated Deferred Investment Tax Credits			
271	Contributions in Aid of Construction			
272	Less: Amortization of Contributions			
281	Accumulated Deferred Income Tax			
	Total Deferred Credits		\$0	\$0
	Total Liabilities		\$200,540	\$212,265
	Capital Accounts			
201	Common Stock Issued		\$917,172	\$643,116
211	Other Paid-In Capital		175,944	0
215	Retained Earnings		(446,947)	(363,655)
218	Proprietary Capital (Sole Props and Partnerships)			
	Total Capital		\$646,169	\$279,461
	Total Liabilities and Capital		\$846,709	\$491,726

Note: Total liabilities and Capital must match total assets for the beginning and end of the year!

Flagstaff Ranch Water Company, Inc.
Annual Report
Water Comparative Income Statement
12/31/20

Water Comparative Income Statement			
Account No.	Calendar Year	Current Year 01/01/2020 - 12/31/2020	Last Year 01/01/2019 - 12/31/2019
	Operating Revenue		
461	Metered Water Revenue	\$240,800	\$227,985
460	Unmetered Water Revenue		
462	Fire Protection Revenue		
469	Guaranteed Revenues (Surcharges)		
471	Miscellaneous Service Revenues		
474	Other Water Revenue		
	Total Revenues	\$240,800	\$227,985
	Operating Expenses		
601	Salaries and Wages		
604	Employee Pensions and Benefits		
610	Purchased Water		
615	Purchased Power	47,431	44,775
618	Chemicals	286	196
620	Materials and Supplies	8,502	3,825
620.1	Repairs and Maintenance	78,399	31,459
620.2	Office Supplies and Expense	715	1,325
630	Contractual Services		
631	Contractual Services - Engineering		
632	Contractual Services - Accounting		
633	Contractual Services - Legal		
634	Contractual Services - Management Fees	70,000	70,000
635	Contractual Services - Water Testing	418	1,704
636	Contractual Services - Other	16,488	
640	Rents		
641	Rental of Building/Real Property		
642	Rental of Equipment		
650	Transportation Expenses	88	84
657	Insurance - General Liability	4,124	4,047
657.1	Insurance - Health and Life		
665	Regulatory Commission Expense - Rate		
670	Bad Debt Expense	597	
675	Miscellaneous Expense	11,781	11,487
403	Depreciation Expense (From Schedule AR4)	16,479	16,959
408	Taxes Other Than Income	175	920
408.11	Property Taxes	9,072	6,487
409	Income Taxes		
427.1	Customer Security Deposit Interest		
	Total Operating Expenses	\$264,555	\$193,268
	Operating Income / (Loss)	(\$23,755)	\$34,717
	Other Income / (Expense)		
419	Interest and Dividend Income	\$1,127	\$7,375
421	Non-Utility Income	108,752	102,385
426	Miscellaneous Non-Utility (Expense)	(2,750)	(3,000)
427	Interest (Expense)	(82)	(12)
	Total Other Income / (Expense)	\$107,047	\$106,748
	Net Income / (Loss)	\$83,292	\$141,465

Flagstaff Ranch Water Company, Inc.
 Annual Report
 Full time equivalent employees
 12/31/20

Full time equivalent employees

	Direct Company	Allocated	Outside service	Total
President	0.3			0.3
Vice-president				0.0
Manager	0.3			0.3
Engineering Staff	0.1		0.1	0.2
System Operator(s)			0.4	0.4
Meter reader			0.2	0.2
Customer Service	1.0			1.0
Accounting	0.5		0.2	0.7
Business Office	0.3			0.3
Rates Department	0.1			0.1
Administrative Staff	0.3			0.3
Other				0.0
Total	2.9	0.0	0.9	3.8

Supplemental Financial Data (Long-Term Debt)				
	Loan #1	Loan #2	Loan #3	Loan #4
Date Issued	N/A	N/A	N/A	N/A
Source of Loan				
ACC Decision No.				
Reason for Loan				
Dollar Amt. Issued				
Amount Outstanding				
Date of Maturity				
Interest Rate				
Current Year Interest				
Current Year Principal				

Meter Deposit Balance at Test Year End:	
---	--

Meter Deposits Refunded During the Test Year:	
---	--

List all bonds, notes, loans, and other types of indebtedness in which the proceeds were used in the provision of public utility service. Indebtedness incurred for personal uses by the owner of the utility should not be listed. Input 0 or none if there is nothing to report for that cell.

Well and Water Usage											
Name of the System:		FLAGSTAFF RANCH WATER CO									
ADEQ Public Water System Number			AZ0403088								
ADWR PCC Number:			91-000106.0000								
Well registry 55# (55-XXXXXX):	Pump Horsepower	Pump Yield (gpm)	Casing Depth (feet)	Casing Diameter (inches)	Pump Motor Type **	Year Drilled	Water level 2010	Water level 2020	Meter Size (inches)	How measured:	Active
55-509021	60	75	1,600	12	Submersible	1984	Unknown	1245	3	Metered	Yes
55-581595	100	70	2,000	12	Submersible	2004	Unknown	Unknown	3	Metered	Yes
55-581962	60	60	1,780	12	Submersible	2004	Unknown	1325	3	Metered	Yes

Name of system water delivered to:	FLAGSTAFF RANCH WATER CO
ADWR PCC Number:	91-000106.0000
Source of water delivered to another system	Ground Water

Name of system water received from	
ADWR PCC Number:	
Source of water received	
Well registry 55# (55-XXXXXX):	

Month	Water withdrawn (gallons) ¹	Water sold (gallons) ²	Water delivered (sold) to other systems (gallons) ³	Water received (purchased) from other systems (gallons) ⁴	Estimated authorized use (gallons) ⁵	Purchased Power Expense ⁶	Purchased Power (kWh) ⁷
January	259,300.00	259,300.00	N/A	N/A	259,300.00	\$3,191	5,596
February	2,374,979.00	2,374,979.00	N/A	N/A	2,374,979.00	2,872	20,755
March	968,681.00	968,681.00	N/A	N/A	968,681.00	2,843	21,191
April	1,061,468.00	1,061,468.00	N/A	N/A	1,061,468.00	2,962	23,720
May	0.00	0.00	N/A	N/A	0.00	3,979	29,014
June	3,532,722.00	3,532,722.00	N/A	N/A	3,532,722.00	3,971	41,105
July	3,582,372.00	3,582,372.00	N/A	N/A	3,582,372.00	5,744	50,890
August	2,815,355.00	2,815,355.00	N/A	N/A	2,815,355.00	6,295	57,255
September	2,677,739.00	2,677,739.00	N/A	N/A	2,677,739.00	4,380	36,295
October	1,615,551.00	1,615,551.00	N/A	N/A	1,615,551.00	4,502	38,617
November	2,304,104.00	2,304,104.00	N/A	N/A	2,304,104.00	3,188	26,386
December	0.00	0.00	N/A	N/A	0.00	3,484	27,998
Totals	21,192,271.00	21,192,271.00	0.00	0.00	21,192,271.00	\$47,410	378,822

If applicable, in the space below please provide a description for all un-metered water use along with amounts:

- 1 Water withdrawn - Total gallons of water withdrawn from pumped sources.
- 2 Water sold - Total gallons from customer meters, and other sales such as construction water.
- 3 Water delivered (sold) to other systems - Total gallons of water delivered to other systems.
- 4 Water received (purchased) from other systems - Total gallons of water purchased/received from other systems
- 5 Estimated authorized use - Total estimated gallons from authorized metered or unmetered use. Authorized uses such as flushing (mains, services and hydrants) draining/cleaning tanks, process, construction fire fighting, etc. Non-authorized use (real losses) are service line breaks and leaks, water main breaks, meter inaccuracies and theft.
- 6 Enter the total purchased power costs for the power meters associated with this system.
- 7 Enter the total purchased kWh used by the power meters associated with this system

Water Utility Plant Description			
Name of the System:	FLAGSTAFF RANCH WATER CO		
ADEQ Public Water System Number:	AZ0403088		
ADWR PCC Number:	91-000106.0000		

MAINS		
Sizes (inches)	Material	Length (feet)
6.00	PVC	10,500
8.00	PVC	5,200
12.00	PVC	7,800
14.00	Ductile Iron	7,950

CUSTOMER METERS			
Size (inches)	Quantity	Percent over 1,000,000 gallons	Percent over 10 years old
0.75	164	0%	100%
1	180	0%	75%
1.5	10	9%	100%
2	0	0%	100%
3	1	0%	100%

SERVICE LINES			
Material	Percent of system	Year installed	
PVC	75%	2004	
Other	25%	2004	

BOOSTER PUMPS		
Horsepower	GPM	Quantity
40	1,650	1
5	40	2

FIRE HYDRANTS	
Type	Quantity
Standard *	67
Other	0

STORAGE TANKS			
Capacity (gallons)	Material	Quantity	Year installed
595,000	STEEL	1	2004

PRESSURE/BLADDER TANKS			
Capacity (gallons)	Material	Quantity	Year installed
1,000	STEEL	1	2013

* A standard fire hydrant has two 2.5 inch hose connection nozzles with 7.5 threads per inch, and one 4.5 inch pumper connection nozzle with 4 threads per inch.

Water Utility Plant Description (Continued)
--

For the following three items, list the utility owned assets in each category for each system.

TREATMENT EQUIPMENT:	(2) ARSENIC REMEDIATION SYSTEMS
STRUCTURES:	(2) WELL HOUSES 10' x 10'; (1) TREATMENT BUILDING 10' x 10'; (1) TREATMENT BUILDING 12' x 16'; (1) WELL HOUSE 10' x 12'
OTHER:	LPG GENERATOR 45KW W/TRANSFER SWITCH

Provide a calculation used to determine the value of one water equivalent residential connection (ERC).

Use one of the following methods:

- (a) If actual flow data are available from the preceding 12 months, divide the total annual single family residence (SFR) gallons sold by the average number of single family residence customers for the same period and divide the result by 365
- (b) If no historical flow data are available, use:
 $ERC = (\text{Total SFR gallons sold (Omit 000)} / 365 \text{ days} / 350 \text{ gallons per day})$

ERC

Method used:

Customer and Other Information	
Name of the System:	FLAGSTAFF RANCH WATER CO
ADEQ Public Water System Number:	AZ0403088
ADWR PCC Number:	91-000106.0000

Month	Number of Customers				
	Single-Family	Multi-Family	Commercial	Turf/Irrigation	Other Non-Residential
January	331	N/A	10	N/A	N/A
February	334	N/A	10	N/A	N/A
March	337	N/A	10	N/A	N/A
April	336	N/A	10	N/A	N/A
May	339	N/A	10	N/A	N/A
June	339	N/A	10	N/A	N/A
July	345	N/A	10	N/A	N/A
August	351	N/A	10	N/A	N/A
September	358	N/A	10	N/A	N/A
October	355	N/A	10	N/A	N/A
November	355	N/A	10	N/A	N/A
December	360	N/A	10	N/A	N/A

If the system has fire hydrants, what is the fire flow requirements? GPM for hrs.

Does the system have chlorination treatment?

Does the Company have an ADWR Gallons Per Capita Per Day (GPCPD) requirement?

If yes, provide the GPCPD amount:

Is the Water Utility located in an ADWR Active Management Area (AMA)?

If yes, which AMA?

What is the present system connection capacity (in ERCs *) using existing lines?

What is the future system connection capacity (in ERCs *) upon service area buildout?

Describe any plans and estimated completion dates for any enlargements or improvements of this system.

* an ERC is based on the calculation on the bottom of AR9 page 12.

Flagstaff Ranch Water Company, Inc.
Annual Report
 Utility Shutoffs / Disconnects
 12/31/20

Utility Shutoffs / Disconnects	
Name of the System:	FLAGSTAFF RANCH WATER CO
ADEQ Public Water System Number:	AZ0403088
ADWR PCC Number:	91-000106.0000

Month	Termination without Notice R14-2-410.B	Termination with Notice R14-2-410.C	Other
January	N/A	N/A	
February			
March			
April			
May			
June			
July			
August			
September			
October			
November			
December			
Total	0	0	0

Other (description):

Instructions: Fill out the Grey Cells with the relevent information. Input 0 or none if there is nothing recorded in that account or there is no applicable information to report.

Flagstaff Ranch Water Company, Inc.
Annual Report
Property Taxes
12/31/20

Property Taxes	
-----------------------	--

Amount of actual property taxes paid during Calendar Year 2020 was	
--	--

\$5,864

If no property taxes paid, explain why.

Instructions: Fill out the Grey Cells with the relevant information. Input 0 or none if there is nothing recorded in that account or there is no applicable information to report.

Verification and Sworn Statement (Taxes)

Verification: State of Arizona I, the undersigned of the
(state name)

County of (county name): Coconino
Name (owner or official) title: Scott Gold, President
Company name: Flagstaff Ranch Water Company, Inc.

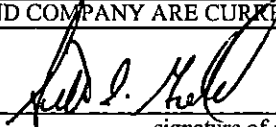
DO SAY THAT THIS ANNUAL UTILITY PROPERTY TAX AND SALES TAX REPORT TO THE ARIZONA CORPORATION COMMISSION.

FOR THE YEAR ENDING: 12/31/20

HAS BEEN PREPARED UNDER MY DIRECTION, FROM THE ORIGINAL BOOKS, PAPERS AND RECORDS OF SAID UTILITY; THAT I HAVE CAREFULLY EXAMINED THE SAME, AND DECLARE THE SAME TO BE A COMPLETE AND CORRECT STATEMENT OF BUSINESS AND AFFAIRS OF SAID UTILITY FOR THE PERIOD COVERED BY THIS REPORT IN RESPECT TO EACH AND EVERY MATTER AND THING SET FORTH, TO THE BEST OF MY KNOWLEDGE, INFORMATION AND BELIEF.

Sworn Statement: I HEREBY ATTEST THAT ALL PROPERTY TAXES FOR SAID COMPANY ARE CURRENT AND PAID IN FULL.

I HEREBY ATTEST THAT ALL SALES TAXES FOR SAID COMPANY ARE CURRENT AND PAID IN FULL.



signature of owner/official

(928) 354-2227

telephone no.

SUBSCRIBED AND SWORN TO BEFORE ME A NOTARY PUBLIC
IN AND FOR THE COUNTY

THIS

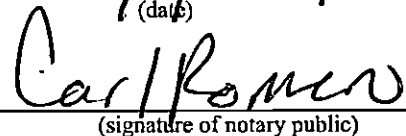
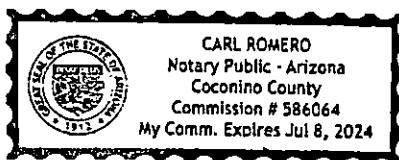
Fifteenth

DAY OF

Coconino
(county name)
April 2021
(month) and (year)

MY COMMISSION EXPIRES

7/8/2024
(date)



(signature of notary public)

Verification and Sworn Statement

Verification:

State of Arizona I, the undersigned of the
(state name)
County of (county name): Coconino
Name (owner or official) title: Scott Gold, President
Company name: Flagstaff Ranch Water Company, Inc.

DO SAY THAT THIS ANNUAL UTILITY PROPERTY TAX AND SALES TAX REPORT TO THE ARIZONA CORPORATION COMMISSION.

FOR THE YEAR ENDING: 12/31/20

HAS BEEN PREPARED UNDER MY DIRECTION, FROM THE ORIGINAL BOOKS, PAPERS AND RECORDS OF SAID UTILITY; THAT I HAVE CAREFULLY EXAMINED THE SAME, AND DECLARE THE SAME TO BE A COMPLETE AND CORRECT STATEMENT OF BUSINESS AND AFFAIRS OF SAID UTILITY FOR THE PERIOD COVERED BY THIS REPORT IN RESPECT TO EACH AND EVERY MATTER AND THING SET FORTH, TO THE BEST OF MY KNOWLEDGE, INFORMATION AND BELIEF.

Sworn Statement: IN ACCORDANCE WITH THE REQUIREMENTS OF TITLE 40, ARTICLE 8, SECTION 40-401, ARIZONA REVISED STATUTES, IT IS HEREIN REPORTED THAT THE GROSS OPERATING REVENUE OF SAID UTILITY DERIVED FROM ARIZONA INTRASTATE UTILITY OPERATIONS DURING THE CALENDAR YEAR WAS:

Arizona Intrastate Gross Operating Revenues Only (\$)
\$258,095
(The amount in the box above includes
\$17,295 in sales taxes
billed or collected)

Scott Gold

signature of owner/official

(928) 354-2227


telephone no.

SUBSCRIBED AND SWORN TO BEFORE ME A NOTARY PUBLIC
IN AND FOR THE COUNTY

THIS Fifteenth DAY OF Coconino April 2021
(county name) (month) and (year)

MY COMMISSION EXPIRES

7/8/2024
(date)



Carl Romero

(signature of notary public)

Verification and Sworn Statement (Residential Revenue)

Verification:

State of Arizona I, the undersigned of the
(state name)

County of (county name): Coconino
Name (owner or official) title: Scott Gold, President
Company name: Flagstaff Ranch Water Company, Inc.

DO SAY THAT THIS ANNUAL UTILITY PROPERTY TAX AND SALES TAX REPORT TO THE ARIZONA CORPORATION COMMISSION.

FOR THE YEAR ENDING: 12/31/20

HAS BEEN PREPARED UNDER MY DIRECTION, FROM THE ORIGINAL BOOKS, PAPERS AND RECORDS OF SAID UTILITY; THAT I HAVE CAREFULLY EXAMINED THE SAME, AND DECLARE THE SAME TO BE A COMPLETE AND CORRECT STATEMENT OF BUSINESS AND AFFAIRS OF SAID UTILITY FOR THE PERIOD COVERED BY THIS REPORT IN RESPECT TO EACH AND EVERY MATTER AND THING SET FORTH, TO THE BEST OF MY KNOWLEDGE, INFORMATION AND BELIEF.

Sworn Statement: IN ACCORDANCE WITH THE REQUIREMENTS OF TITLE 40, ARTICLE 8, SECTION 40-401, ARIZONA REVISED STATUTES, IT IS HEREIN REPORTED THAT THE GROSS OPERATING REVENUE OF SAID UTILITY DERIVED FROM ARIZONA INTRASTATE UTILITY OPERATIONS RECEIVED FROM RESIDENTIAL CUSTOMERS DURING THE CALENDAR YEAR WAS:

Arizona Intrastate Gross Operating Revenues Only (\$)

\$236,375
(The amount in the box above includes
\$17,295 in sales taxes
billed or collected)

Scott Gold

signature of owner/official

(928) 354-2227

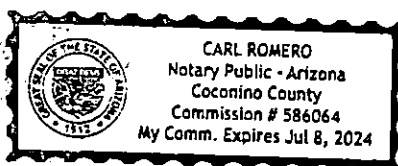
telephone no.

SUBSCRIBED AND SWORN TO BEFORE ME A NOTARY PUBLIC
IN AND FOR THE COUNTY Coconino

(county name)

THIS Fifteenth DAY OF April 2021
(month) and (year)

MY COMMISSION EXPIRES 7/8/2024
(date)



Carl Romero
(signature of notary public)

Flagstaff Ranch Water Company, Inc.
Annual Report
Full Gross-up Method for Income Tax Statement of Certification
12/31/20

Full Gross-up Method for Income Tax Statement of Certification

Verification:


State of Arizona I, the undersigned of the
(state name)

County of (county name): Coconino
Name (owner or official) title: Scott Gold, President
Company name: Flagstaff Ranch Water Company, Inc.

FOR THE YEAR ENDING: 12/31/20

Sworn Statement:

IN ACCORDANCE WITH THE REQUIREMENTS OF DECISION NO. 77084, BECAUSE THE UTILITY REQUIRES THE GROSS UP OF ADVANCES AND CONTRIBUTIONS, I HEREBY STATE THAT THE UTILITY HAS NOT INCURRED NOR IS EXPECTED TO INCUR A NET INCREASE IN CURRENT INCOME TAX EXPENSE OR A DECREASE IN DEFERRED TAX ASSET FOR A CARRY FORWARD ACCORDING TO GAAP IN AN AMOUNT EQUAL TO OR GREATER THAN THE AMOUNT OF THE REQUIRED GROSS UP PAID BY DEVELOPERS IN THE PERIOD COVERED BY THIS ANNUAL REPORT.



signature of owner/official

(928) 354-2227

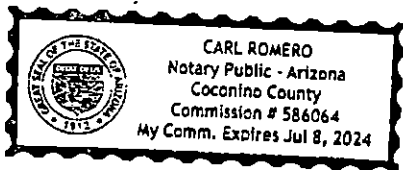
telephone no.

SUBSCRIBED AND SWORN TO BEFORE ME A NOTARY PUBLIC
IN AND FOR THE COUNTY

Coconino
(county name)

THIS Fifteenth DAY OF April 2021
(month) and (year)

MY COMMISSION EXPIRES 2/8/2024
(date)



Carl Romero
(signature of notary public)