

ANNUAL REPORT

Of

Company Name: Fort Mojave Tribal Utilities Authority
PO Box 5559

Mailing Address: Mohave Valley AZ
86446

Docket No.: W-02524A
For the Year Ended: 12/31/17

RECEIVED

MAR 27 2018

ARIZONA CORP COMMISSION
UTILITIES DIVISION - DIRECTOR'S OFFICE

WATER UTILITY

To

Arizona Corporation Commission

Due on April 15th

Email: rdelafuente@azcc.gov, mail or deliver the completed Annual Report to:

Arizona Corporation Commission
Compliance Section - Utilities Division
1200 West Washington Street
Phoenix, Arizona 85007

Application Type: Original Filing
Application Date: 3/16/2018

3-29-18

ARIZONA CORPORATION COMMISSION
WATER UTILITY ANNUAL REPORT
Fort Mojave Tribal Utilities Authority
A Class Utility

1. For the Calendar Year Ended:

2. Address:
City: State: Zip Code:

3. Telephone Number:

4. Date of Original Organization of Utility:

5. Person to whom correspondence should be addressed concerning this report:

Name:
Telephone No. :
Address:
City: State: Zip Code:
Email:

6. On-Site Manager:

Name:
Telephone No. :
Address:
City: State: Zip Code:
Email:

7. Ownership:

8. Counties Served:

Fort Mojave Tribal Utilities Authority
 Annual Report
 Utility Plant in Service (Water)
 12/31/17

Utility Plant in Service (Water)							
Account No.	Description	Beginning Year Original Cost	Current Year Additions	Current Year Retirements	Adjusted Original Cost	Accumulated Depreciation	OCLD (OC less AD)
301	Organization	\$0	\$0	\$0	\$0	\$0	\$0
302	Franchises	0	0	0	0	0	0
303	Land and Land Rights	0	0	0	0	0	0
304	Structures and Improvements	163,666	0	0	163,666	74,368	89,298
305	Collecting & Improving Reservoirs	0	0	0	0	0	0
306	Lake, River, Canal Intakes	0	0	0	0	0	0
307	Wells and Springs	136,079	474,755	0	610,834	157,081	453,753
308	Infiltration Galleries	0	0	0	0	0	0
309	Supply Mains	0	0	0	0	0	0
310	Power Generation Equipment	0	0	0	0	0	0
311	Pumping Equipment	0	0	0	0	0	0
320	Water Treatment Equipment	131,860	0	0	131,860	59,915	71,945
320.1	Water Treatment Plants	0	0	0	0	0	0
320.2	Solution Chemical Feeders	0	0	0	0	0	0
320.3	Point-of-Use Treatment Devices	0	0	0	0	0	0
330	Distribution Reservoirs and Standpipes	0	0	0	0	0	0
330.1	Storage Tanks	245,442	0	0	245,442	156,163	89,279
330.2	Pressure Tanks	0	0	0	0	0	0
331	Transmission and Distribution Mains	2,639,687	0	0	2,639,687	1,506,886	1,132,801
333	Services	158,080	0	0	158,080	150,869	7,211
334	Meters and Meter Installations	116,774	0	0	116,774	0	116,774
335	Hydrants	105,108	0	0	105,108	60,188	44,920
336	Backflow Prevention Devices	0	0	0	0	0	0
339	Other Plant and Misc. Equipment	0	0	0	0	0	0
340	Office Furniture and Equipment	40,623	0	0	40,623	5,373	35,250
340.1	Computer & Software	19,788	0	0	19,788	6,793	12,995
341	Transportation Equipment	213,424	0	0	213,424	215,656	(2,232)
342	Stores Equipment	0	0	0	0	0	0
343	Tools, Shop and Garage Equipment	216,793	0	0	216,793	141,503	75,290
344	Laboratory Equipment	0	0	0	0	0	0
345	Power Operated Equipment	0	0	0	0	0	0
346	Communication Equipment	0	0	0	0	0	0
347	Miscellaneous Equipment	0	0	0	0	0	0
348	Other Tangible Plant	0	0	0	0	0	0
	Totals	\$4,187,324	\$474,755	\$0	\$4,662,079	\$2,534,795	\$2,127,284

Instructions: Fill out the Grey Cells with the relevant information. Input 0 or none if there is nothing recorded in that account or there is no applicable information to report.

Fort Mojave Tribal Utilities Authority
 Annual Report
 Depreciation Expense for the Current Year (Water)
 12/31/17

Depreciation Expense for the Current Year (Water)								
Account No.	Description	Beginning Year Original Cost	Current Year Additions	Current Year Retirements	Adjusted Original Cost	Fully Depreciated/Non-depreciable Plant	Depreciation Percentages	Depreciation Expense
301	Organization	\$0	\$0	\$0	\$0	\$0	0.00%	\$0
302	Franchises	0	0	0	0	0	0.00%	0
303	Land and Land Rights	0	0	0	0	0	0.00%	0
304	Structures and Improvements	163,666	0	0	163,666	0	3.00%	4,910
305	Collecting & Improving Reservoirs	0	0	0	0	0	0.00%	0
306	Lake, River, Canal Intakes	0	0	0	0	0	0.00%	0
307	Wells and Springs	136,079	474,755	0	610,834	0	2.00%	7,469
308	Infiltration Galleries	0	0	0	0	0	0.00%	0
309	Supply Mains	0	0	0	0	0	0.00%	0
310	Power Generation Equipment	0	0	0	0	0	0.00%	0
311	Pumping Equipment	0	0	0	0	0	0.00%	0
320	Water Treatment Equipment	131,860	0	0	131,860	0	3.00%	3,956
320.1	Water Treatment Plants	0	0	0	0	0	0.00%	0
320.2	Solution Chemical Feeders	0	0	0	0	0	0.00%	0
320.3	Point-of-Use Treatment Devices	0	0	0	0	0	0.00%	0
330	Distribution Reservoirs and Standpipes	0	0	0	0	0	0.00%	0
330.1	Storage Tanks	245,442	0	0	245,442	0	2.00%	4,909
330.2	Pressure Tanks	0	0	0	0	0	0.00%	0
331	Transmission and Distribution Mains	2,639,687	0	0	2,639,687	0	2.00%	52,794
333	Services	158,080	0	0	158,080	0	3.00%	4,742
334	Meters and Meter Installations	116,774	0	0	116,774	0	0.00%	0
335	Hydrants	105,108	0	0	105,108	0	2.00%	5,532
336	Backflow Prevention Devices	0	0	0	0	0	0.00%	0
339	Other Plant and Misc. Equipment	0	0	0	0	0	0.00%	0
340	Office Furniture and Equipment	40,623	0	0	40,623	0	3.00%	1,219
340.1	Computer & Software	19,788	0	0	19,788	0	0.00%	0
341	Transportation Equipment	213,424	0	0	213,424	0	5.00%	10,671
342	Stores Equipment	0	0	0	0	0	0.00%	0
343	Tools, Shop and Garage Equipment	216,793	0	0	216,793	0	6.00%	13,008
344	Laboratory Equipment	0	0	0	0	0	0.00%	0
345	Power Operated Equipment	0	0	0	0	0	0.00%	0
346	Communication Equipment	0	0	0	0	0	0.00%	0
347	Miscellaneous Equipment	0	0	0	0	0	0.00%	0
348	Other Tangible Plant	0	0	0	0	0	0.00%	0
	Subtotal	\$4,187,324	\$474,755	\$0	\$4,662,079	\$0		\$109,209

Contribution(s) in Aid of Construction (Gross)	\$0
Less: Non Amortizable Contribution(s)	0
Fully Amortized Contribution(s)	0
Amortizable Contribution(s)	\$0
Times: Proposed Amortization Rate	2.34%
Amortization of CIAC	\$0
Less: Amortization of CIAC	\$0
DEPRECIATION EXPENSE	\$109,209

Instructions: Fill out the Grey Cells with the relevant information. Input 0 or none if there is nothing recorded in that account or there is no applicable information to report.

Fort Mojave Tribal Utilities Authority
 Annual Report
 Balance Sheet Assets
 12/31/17

Balance Sheet Assets				
	Assets		Balance at Beginning of Year (2017)	Balance at End of Year (2017)
Account No.	Current and Accrued Assets			
131	Cash		\$513,094	\$724,841
134	Working Funds		0	0
135	Temporary Cash Investments		0	0
141	Customer Accounts Receivable		83,733	101,784
146	Notes Receivable from Associated Companies		0	0
151	Plant Material and Supplies		0	0
162	Prepayments		0	0
174	Miscellaneous Current and Accrued Assets		0	0
	Total Current and Accrued Assets		\$596,827	\$826,625
Account No.	Fixed Assets			
101	Utility Plant in Service*		\$4,180,664	\$4,662,079
103	Property Held for Future Use		0	0
105	Construction Work in Progress		306,287	0
108	Accumulated Depreciation (enter as negative)*		(2,255,227)	(2,534,795)
121	Non-Utility Property		39,486	154,830
122	Accumulated Depreciation - Non Utility		0	0
	Total Fixed Assets		\$2,271,210	\$2,282,114
	Total Assets		\$2,868,037	\$3,108,739

Instructions: Fill out the Grey Cells with the relevant information. Input 0 or none if there is nothing recorded in that account or there is no applicable information to report.

*Note these items feed automatically from AR3 UPIS Page 3

Fort Mojave Tribal Utilities Authority
 Annual Report
 Balance Sheet Liabilities and Owners Equity

Balance Sheet Liabilities and Owners Equity				
	Liabilities		Balance at Beginning of Year (2017)	Balance at End of Year (2017)
Account No.	Current Liabilities			
231	Accounts Payable		\$34,931	\$56,729
232	Notes Payable (Current Portion)		0	0
234	Notes Payable to Associated Companies		0	0
235	Customer Deposits		17,364	23,116
236	Accrued Taxes		0	0
237	Accrued Interest		0	0
242	Miscellaneous Current and Accrued Liabilities		58,748	103,919
	Total Current Liabilities		\$111,043	\$183,764
	Long Term Debt			
224	Long Term Debt (Notes and Bonds)		\$104,075	\$91,141
	Deferred Credits			
251	Unamortized Premium on Debt		\$0	\$0
252	Advances in Aid of Construction		0	0
255	Accumulated Deferred Investment Tax Credits		0	0
271	Contributions in Aid of Construction		0	0
272	Less: Amortization of Contributions		0	0
281	Accumulated Deferred Income Tax		0	0
	Total Deferred Credits		\$0	\$0
	Total Liabilities		\$215,118	\$274,905
	Capital Accounts			
201	Common Stock Issued		\$0	\$0
211	Other Paid-In Capital		0	0
215	Retained Earnings		2,652,919	2,833,834
218	Proprietary Capital (Sole Props and Partnerships)		0	0
	Total Capital		\$2,652,919	\$2,833,834
	Total Liabilities and Capital		\$2,868,037	\$3,108,739

Instructions: Fill out the Grey Cells with the relevant information. Input 0 or none if there is nothing recorded in that account or there is no applicable information to report.

Note: Total liabilities and Capital must match total assets for the beginning and end of the year!

Fort Mojave Tribal Utilities Authority
Annual Report
Water Comparative Income Statement
12/31/17

Water Comparative Income Statement			
Account No.	Calendar Year	Current Year 01/01/2017 - 12/31/2017	Last Year 01/01/2016 - 12/31/2016
	Operating Revenue		
461	Metered Water Revenue	\$282,430	\$246,262
460	Unmetered Water Revenue	0	0
462	Fire Protection Revenue	0	0
469	Guaranteed Revenues (Surcharges)	0	0
471	Miscellaneous Service Revenues	0	0
474	Other Water Revenue	0	0
	Total Revenues	\$282,430	\$246,262
	Operating Expenses		
601	Salaries and Wages	\$159,990	\$160,081
604	Employee Pensions and Benefits	82,518	69,640
610	Purchased Water	110,357	62,796
615	Purchased Power	12,796	18,345
618	Chemicals	13,718	1,701
620	Materials and Supplies	50,000	45,000
620.1	Repairs and Maintenance	82,076	93,825
620.2	Office Supplies and Expense	15,685	9,485
630	Contractual Services	36,342	20,493
631	Contractual Services -Engineering	0	0
632	Contractual Services - Accounting	10,160	6,606
633	Contractual Services - Legal	0	0
634	Contractual Services - Management Fees	0	0
635	Contractual Services - Water Testing	19,181	10,559
636	Contractual Services - Other	0	0
640	Rents	0	0
641	Rental of Building/Real Property	0	0
642	Rental of Equipment	0	0
650	Transportation Expenses	43,619	33,473
657	Insurance - General Liability	0	0
657.1	Insurance - Health and Life	57,977	63,384
665	Regulatory Commission Expense - Rate	0	0
670	Bad Debt Expense	0	0
675	Miscellaneous Expense	42,781	55,385
403	Depreciation Expense (From Schedule AR4)	109,209	106,612
408	Taxes Other Than Income	46,873	31,554
408.11	Property Taxes	21,636	10,220
409	Income Taxes	0	0
427.1	Customer Security Deposit Interest	0	0
	Total Operating Expenses	\$914,918	\$799,159
	Operating Income / (Loss)	(\$632,488)	(\$552,897)
	Other Income / (Expense)		
419	Interest and Dividend Income	\$0	\$0
421	Non-Utility Income	0	0
426	Miscellaneous Non-Utility (Expense)	0	0
427	Interest (Expense)	0	0
	Total Other Income / (Expense)	\$0	\$0
	Net Income / (Loss)	(\$632,488)	(\$552,897)

Instructions: Fill out the Grey Cells with the relevant information. Input 0 or none if there is nothing recorded in that account or there is no applicable information to report.

Fort Mojave Tribal Utilities Authority
 Annual Report
 Supplemental Financial Data (Long-Term Debt)
 12/31/17

Supplemental Financial Data (Long-Term Debt)				
	Loan #1	Loan #2	Loan #3	Loan #4
Date Issued	1/19/2012	8/22/2013		
Source of Loan	Aha Macav Power	Caterpillar Finance Ser		
ACC Decision No.				
Reason for Loan	Cash Flow	2013 720 Ft backhoe lc		
Dollar Amt. Issued	\$300,000	\$115,912		
Amount Outstanding	\$248,487	\$16,746		
Date of Maturity	10/1/2032	8/22/2018		
Interest Rate	5.00%	3.20%		
Current Year Interest	\$12,725	\$931		
Current Year Principal	\$11,033	\$24,186		

Meter Deposit Balance at Test Year End:	\$0
---	-----

Meter Deposits Refunded During the Test Year:	\$0
---	-----

List all bonds, notes, loans, and other types of indebtedness in which the proceeds were used in the provision of public utility service. Indebtedness incurred for personal uses by the owner of the utility should not be listed. Input 0 or none if there is nothing to report for that cell.

Water Utility Plant Description	
Name of the System:	Fort Mojave Tribal Utility Authority
ADEQ Public Water System Number:	Az04 08003

WELLS								
ADWR ID No *	Pump Horsepower	Pump Yield (gpm)	Casing Depth (feet)	Casing Diameter (inches)	Pump Motor Type **	Meter Size (inches)	Year Drilled	Arsenic Level (mg/L)
55-532195	25	255	120'	8"	in Submersible	3"	1992	0.0065
55-600333	10	200	180'	22"	in Submersible	3"	1979	0.0028

OTHER WATER SOURCES		
Name or Description	Capacity (gpm)	Gallons Purchased or Obtained (in thousands)
City of Needles	275	2,789,542

BOOSTER PUMPS		
Horsepower	GPM	Quantity
7.5	225	1
15	225	1

FIRE HYDRANTS	
Type	Quantity
Standard ***	32
Other	

STORAGE TANKS		
Capacity	Material	Quantity
75,000	Welded Steel	1

PRESSURE/BLADDER TANKS	
Capacity	Quantity
7,000	1
7,000	1

Instructions: Fill out the Grey Cells with the relevent information. Input 0 or none if there is nothing recorded in that account or there is no applicable information to report. Copy and paste this sheet as many times as is necessary.

* Arizona Department of Water Resources ("ADWR") well identification number. For example 55-XXXXXX.

** Pump motor type, turbine or submersible.

*** A standard fire hydrant has two 2.5 inch hose connection nozzles with 7.5 threads per inch, and one 4.5 inch pumper connection nozzle with 4 threads per inch.

Water Utility Plant Description (Continued)			CUSTOMER METERS	
MAINS			Size (inches)	Quantity
Sizes (inches)	Material	Length (feet)		
2.00	NA	-	5/8 X 3/4	2,129
3.00	NA	-	0.75	0
4.00	NA	-	1	96
5.00	NA	-	1.5	7
6.00	NA	-	Compound 3	6
8.00	NA	-	Compound 4	6
10.00	NA	-	Compound 6	2
12.00	NA	-	NA	NA
NA	NA	210,240	NA	NA
NA	NA	-	NA	NA
NA	NA	-	NA	NA
NA	NA	-	NA	NA
NA	NA	-	NA	NA
NA	NA	-	NA	NA
NA	NA	-	NA	NA
NA	NA	-	NA	NA
NA	NA	-	NA	NA

For the following three items, list the utility owned assets in each category for each system.

TREATMENT EQUIPMENT:	Liquid Chlorine Storage and Injection system: St George 55-600333 and Curcio 55-532195
STRUCTURES:	55-600333 St George - Pressure Tank; 55-532195 Curcio Pressure Tank, 77000 Gallon Storage Tank
OTHER:	0

Instructions: Fill out the Grey Cells with the relevant information. Input 0 or none if there is nothing recorded in that account or there is no applicable information to report. Copy and paste this sheet as many times as is necessary.

Fort Mojave Tribal Utilities Authority
 Annual Report
 Water Use Data Sheet
 12/31/17

Water Use Data Sheet							
Name of the System:		Fort Mojave Tribal Utility Authority					
ADEQ Public Water System Number:		Az04 08003					
Month	Number of Customers	Gallons Sold (thousands) ¹	Gallons Pumped (thousands) ²	Gallons Purchased (thousands) ³	Estimated Gallons Authorized Use (thousands) ⁴	Purchased Power Expense ⁵	Purchased Power (kWh) ⁶
January	1,018	5,569	9,905	2,682	5,569	\$3,123	28,523
February	1,024	6,050	10,797	2,336	6,050	2,846	24,099
March	1,024	5,009	6,550	2,469	5,009	3,168	27,577
April	1,021	6,610	16,458	2,755	6,610	3,702	33,101
May	1,016	6,317	8,116	3,067	6,317	3,506	36,148
June	1,003	7,208	4,986	4,688	7,208	4,121	39,119
July	1,026	7,300	11,675	6,415	7,300	4,431	41,760
August	1,027	11,107	12,711	7,001	11,107	4,655	41,521
September	1,029	8,083	13,235	6,814	8,083	4,061	35,504
October	1,027	10,021	9,492	8,051	10,021	3,368	25,629
November	1,019	8,415	2,892	7,971	8,415	2,806	20,314
December	1,015	5,180	0	8,034	5,180	2,208	14,557
Totals		86,869	106,817	62,283	86,869	\$41,995	367,852

If the system has fire hydrants, what is the fire flow requirements? GPM for hrs.

Does the system have chlorination treatment?

Is the Water Utility located in an ADWR Active Management Area (AMA)?

If yes, which AMA?

Does the Company have an ADWR Gallons Per Capita Per Day (GPCPD) requirement?

If yes, provide the GPCPD amount:

If applicable, in the space below please provide a description for all un-metered water use along with amounts:

Instructions: Fill out the Grey Cells with the relevant information. Input 0 or none if there is nothing recorded in that account or there is no applicable information to report.

- 1 Gallons sold - Total gallons from customer meters, and other sold gallons such as Construction water.
- 2 Gallons pumped - Total gallons from pumped sources.
- 3 Gallons purchased - Total gallons purchased from other sources.
- 4 Estimated gallons authorized use - Total estimated gallons from authorized metered or unmetered use. Authorized use such as flushing (mains, services and hydrants) draining/cleaning tanks, process, construction, fire fighting, etc.
- 5 Enter the total purchased power costs for the power meters associated with this system.
- 6 Enter the total purchased kWh used by the power meters associated with this system.

Fort Mojave Tribal Utilities Authority
 Annual Report
 Utility Shutoffs / Disconnects
 12/31/17

ADEQ System No. :	Az04 08003
-------------------	------------

Utility Shutoffs / Disconnects			
Month	Termination without Notice R14-2-410.B	Termination with Notice R14-2-410.C	Other
January	0	0	0
February	0	0	0
March	0	0	0
April	0	0	0
May	0	0	0
June	0	0	0
July	0	0	0
August	0	0	0
September	0	0	0
October	0	0	0
November	0	0	0
December	0	19	0
Total	0	19	0

Other (description):

n/a

Instructions: Fill out the Grey Cells with the relevent information. Input 0 or none if there is nothing recorded in that account or there is no applicable information to report.

Fort Mojave Tribal Utilities Authority
Annual Report
Property Taxes
12/31/17

Property Taxes

Amount of actual property taxes paid during Calendar Year 2017 was	\$21,636
--	----------

If no property taxes paid, explain why.
In 2017 we paid property tax for 2016 and 2017. 2016: 10,653.62 2017: 10982.84. Total paid in 2017: 21,636.46

Instructions: Fill out the Grey Cells with the relevant information. Input 0 or none if there is nothing recorded in that account or there is no applicable information to report.

Fort Mojave Tribal Utilities Authority
Annual Report
Verification and Sworn Statement (Taxes)
12/31/17

Verification and Sworn Statement (Taxes)

RECEIVED

MAR 27 2018

ARIZONA CORP COMMISSION
UTILITIES DIVISION - DIRECTOR'S OFFICE

Verification: State of Arizona I, the undersigned of the
(state name)

County of (county name):

Mohave

Name (owner or official) title:

Chair, Charlie Gonzalez, Jr.

Company name:

Fort Mojave Tribal Utilities Authority

DO SAY THAT THIS ANNUAL UTILITY PROPERTY TAX AND SALES TAX REPORT TO THE ARIZONA CORPORATION COMMISSION.

FOR THE YEAR ENDING: 12/31/17

HAS BEEN PREPARED UNDER MY DIRECTION, FROM THE ORIGINAL BOOKS, PAPERS AND RECORDS OF SAID UTILITY; THAT I HAVE CAREFULLY EXAMINED THE SAME, AND DECLARE THE SAME TO BE A COMPLETE AND CORRECT STATEMENT OF BUSINESS AND AFFAIRS OF SAID UTILITY FOR THE PERIOD COVERED BY THIS REPORT IN RESPECT TO EACH AND EVERY MATTER AND THING SET FORTH, TO THE BEST OF MY KNOWLEDGE, INFORMATION AND BELIEF.

Sworn Statement: I HEREBY ATTEST THAT ALL PROPERTY TAXES FOR SAID COMPANY ARE CURRENT AND PAID IN FULL.

I HEREBY ATTEST THAT ALL SALES TAXES FOR SAID COMPANY ARE CURRENT AND PAID IN FULL.

Charlie Gonzalez, Jr.
signature of owner/official

928-768-2200
telephone no.

SUBSCRIBED AND SWORN TO BEFORE ME A NOTARY PUBLIC
IN AND FOR THE COUNTY

THIS


22nd

DAY OF

Mohave
(county name)
March, 2018
(month) and (year)

MY COMMISSION EXPIRES

2/8/2019
(date)



Wendy Kasprzak Boehm
(signature of notary public)

Verification and Sworn Statement

Verification:

State of Arizona I, the undersigned of the
(state name)
County of (county name): Mohave
Name (owner or official) title: Chair, Charlie Gonzalez, Jr.
Company name: Fort Mojave Tribal Utilities Authority

RECEIVED
MAR 27 2018
ARIZONA CORP COMMISSION
UTILITIES DIVISION - DIRECTOR'S OFFICE

DO SAY THAT THIS ANNUAL UTILITY PROPERTY TAX AND SALES TAX REPORT TO THE ARIZONA CORPORATION COMMISSION.

FOR THE YEAR ENDING: 12/31/17

HAS BEEN PREPARED UNDER MY DIRECTION, FROM THE ORIGINAL BOOKS, PAPERS AND RECORDS OF SAID UTILITY; THAT I HAVE CAREFULLY EXAMINED THE SAME, AND DECLARE THE SAME TO BE A COMPLETE AND CORRECT STATEMENT OF BUSINESS AND AFFAIRS OF SAID UTILITY FOR THE PERIOD COVERED BY THIS REPORT IN RESPECT TO EACH AND EVERY MATTER AND THING SET FORTH, TO THE BEST OF MY KNOWLEDGE, INFORMATION AND BELIEF.

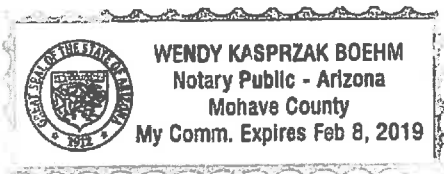
Sworn Statement: IN ACCORDANCE WITH THE REQUIREMENTS OF TITLE 40, ARTICLE 8, SECTION 40-401, ARIZONA REVISED STATUTES, IT IS HEREIN REPORTED THAT THE GROSS OPERATING REVENUE OF SAID UTILITY DERIVED FROM ARIZONA INTRASTATE UTILITY OPERATIONS DURING THE CALENDAR YEAR WAS:

Arizona Intrastate Gross Operating Revenues Only (\$)
\$282,430
(The amount in the box above includes
\$46,873 in sales taxes
billed or collected)

Charlie Gonzalez, Jr.
signature of owner/official

0
telephone no.

SUBSCRIBED AND SWORN TO BEFORE ME A NOTARY PUBLIC
IN AND FOR THE COUNTY Mohave
(county name)
THIS 22nd DAY OF March, 2018
(month) and (year)



MY COMMISSION EXPIRES 2/8/19
(date)

Wendy Kasprzak Boehm
(signature of notary public)

Verification and Sworn Statement (Residential Revenue)

Verification:

State of Arizona I, the undersigned of the
(state name)

County of (county name): Chair, Charlie Gonzalez, Jr.

Name (owner or official) title: 0

Company name: Fort Mojave Tribal Utilities Authority

RECEIVED

MAR 27 2018

ARIZONA CORP COMMISSION
UTILITIES DIVISION - DIRECTOR'S OFFICE

DO SAY THAT THIS ANNUAL UTILITY PROPERTY TAX AND SALES TAX REPORT TO THE ARIZONA CORPORATION COMMISSION.

FOR THE YEAR ENDING: 12/31/17

HAS BEEN PREPARED UNDER MY DIRECTION, FROM THE ORIGINAL BOOKS, PAPERS AND RECORDS OF SAID UTILITY; THAT I HAVE CAREFULLY EXAMINED THE SAME, AND DECLARE THE SAME TO BE A COMPLETE AND CORRECT STATEMENT OF BUSINESS AND AFFAIRS OF SAID UTILITY FOR THE PERIOD COVERED BY THIS REPORT IN RESPECT TO EACH AND EVERY MATTER AND THING SET FORTH, TO THE BEST OF MY KNOWLEDGE, INFORMATION AND BELIEF.

Sworn Statement: IN ACCORDANCE WITH THE REQUIREMENTS OF TITLE 40, ARTICLE 8, SECTION 40-401, ARIZONA REVISED STATUTES, IT IS HEREIN REPORTED THAT THE GROSS OPERATING REVENUE OF SAID UTILITY DERIVED FROM ARIZONA INTRASTATE UTILITY OPERATIONS RECEIVED FROM RESIDENTIAL CUSTOMERS DURING THE CALENDAR YEAR WAS:

Arizona Intrastate Gross Operating Revenues Only (\$)

\$282,430

(The amount in the box above includes

\$46,873 in sales taxes
billed or collected)

Charlie Gonzalez, Jr.
signature of owner/official


0

telephone no.

SUBSCRIBED AND SWORN TO BEFORE ME A NOTARY PUBLIC
IN AND FOR THE COUNTY

Mohave
(county name)

THIS 22nd DAY OF March, 2018
(month) and (year)



MY COMMISSION EXPIRES 2/8/19
(date)

Wendy Kasprzak Boehm
(signature of notary public)