

ANNUAL REPORT

Of

Company Name:
PO Box 85160

Mailing Address: Tucson AZ
85754

Docket No.: W-03945A
For the Year Ended:

**RECEIVED
BY EMAIL**

5/05/2020, 06:24 PM
ARIZONA CORPORATION COMMISSION
UTILITIES DIVISION

WATER UTILITY

To

Arizona Corporation Commission

Due on April 15th

Email: rdelafuente@azcc.gov, mail or deliver the completed Annual Report to:

Arizona Corporation Commission
Compliance Section - Utilities Division
1200 West Washington Street
Phoenix, Arizona 85007

Application Type:

Application Date:

ARIZONA CORPORATION COMMISSION
WATER UTILITY ANNUAL REPORT
Francesca Water Company, Inc.
A Class Utility

For the Calendar Year Ended: 12/31/19

Primary Address:
City: State: Zip Code:

Telephone Number:

Date of Original Organization of Utility:

Person to whom correspondence should be addressed concerning this report:

Name:
Telephone No. :
Address:
City: State: Zip Code:
Email:

Name:
Telephone No. :
Address:
City: State: Zip Code:
Email:

Name:
Telephone No. :
Address:
City: State: Zip Code:
Email:

Name:
Telephone No. :
Address:
City: State: Zip Code:
Email:

Name:
Telephone No. :
Address:
City: State: Zip Code:
Email:

Ownership:

Counties Served:

Important changes during the year
--

No	For those companies not subject to the affiliated interest rules, has there been a change in ownership or direct control during the year?
	If yes, please provide specific details in the box below.
	NA

No	Has the company been notified by any other regulatory authorities during the year, that they are out of compliance?
	If yes, please provide specific details in the box below.
	NA

Utility Plant in Service (Water)							
Account No.	Description	Beginning Year Original Cost	Current Year Additions	Current Year Retirements	Adjusted Original Cost	Accumulated Depreciation	OCLD (OC less AD)
301	Organization	\$1,015			\$1,015		\$1,015
302	Franchises				0		0
303	Land and Land Rights	10,000			10,000		10,000
304	Structures and Improvements	2,612			2,612	1,780	832
305	Collecting & Improving Reservoirs				0		0
306	Lake, River, Canal Intakes				0		0
307	Wells and Springs	44,958			44,958	38,983	5,975
308	Infiltration Galleries				0		0
309	Supply Mains				0		0
310	Power Generation Equipment				0		0
311	Pumping Equipment	42,635			42,635	34,702	7,933
320	Water Treatment Equipment				0		0
320.1	Water Treatment Plants				0		0
320.2	Solution Chemical Feeders	1,456			1,456	1,456	0
320.3	Point-of-Use Treatment Devices				0		0
330	Distribution Reservoirs and Standpipes				0		0
330.1	Storage Tanks	71,342			71,342	48,537	22,805
330.2	Pressure Tanks				0		0
331	Transmission and Distribution Mains	137,091			137,091	109,153	27,938
333	Services	26,214			26,214	24,024	2,190
334	Meters and Meter Installations	7,573			7,573	7,219	354
335	Hydrants				0		0
336	Backflow Prevention Devices				0		0
339	Other Plant and Misc. Equipment				0		0
340	Office Furniture and Equipment	4,000			4,000	3,909	91
340.1	Computer & Software	791			791	278	513
341	Transportation Equipment				0		0
342	Stores Equipment				0		0
343	Tools, Shop and Garage Equipment	3,000			3,000	2,411	589
344	Laboratory Equipment				0		0
345	Power Operated Equipment				0		0
346	Communication Equipment	500			500	500	0
347	Miscellaneous Equipment				0		0
348	Other Tangible Plant				0		0
	Totals	\$353,187	\$0	\$0	\$353,187	\$272,952	\$80,235

Francesca Water Company, Inc.
Annual Report
Depreciation Expense for the Current Year (Water)
12/31/19

Depreciation Expense for the Current Year (Water)									
Account No.	Description	Beginning Year Original Cost	Current Year Additions	Current Year Retirements	Adjusted Original Cost	Fully Depreciated/Non-depreciable Plant	Depreciable Plant	Depreciation Percentages	Depreciation Expense
301	Organization	\$1,015	\$0	\$0	\$1,015	\$1,015	\$0	0.00%	\$0
302	Franchises	0	0	0	0	0	0		0
303	Land and Land Rights	10,000	0	0	10,000	10,000	0	0.00%	0
304	Structures and Improvements	2,612	0	0	2,612		2,612	3.33%	87
305	Collecting & Improving Reservoirs	0	0	0	0		0		0
306	Lake, River, Canal Intakes	0	0	0	0		0		0
307	Wells and Springs	44,958	0	0	44,958	38,669	6,289	3.33%	209
308	Infiltration Galleries	0	0	0	0		0		0
309	Supply Mains	0	0	0	0		0		0
310	Power Generation Equipment	0	0	0	0		0		0
311	Pumping Equipment	42,635	0	0	42,635	12,600	30,035	12.50%	3,754
320	Water Treatment Equipment	0	0	0	0		0		0
320.1	Water Treatment Plants	0	0	0	0		0		0
320.2	Solution Chemical Feeders	1,456	0	0	1,456	1,456	0	20.00%	0
320.3	Point-of-Use Treatment Devices	0	0	0	0		0		0
330	Distribution Reservoirs and Standpipes	0	0	0	0		0		0
330.1	Storage Tanks	71,342	0	0	71,342	11,702	59,640	2.22%	1,324
330.2	Pressure Tanks	0	0	0	0		0		0
331	Transmission and Distribution Mains	137,091	0	0	137,091	75,034	62,057	2.00%	1,241
333	Services	26,214	0	0	26,214	23,759	2,455	3.33%	82
334	Meters and Meter Installations	7,573	0	0	7,573	7,073	500	8.33%	42
335	Hydrants	0	0	0	0		0		0
336	Backflow Prevention Devices	0	0	0	0		0		0
339	Other Plant and Misc. Equipment	0	0	0	0		0		0
340	Office Furniture and Equipment	4,000	0	0	4,000	4,000	0	6.67%	62
340.1	Computer & Software	791	0	0	791	341	450	20.00%	90
341	Transportation Equipment	0	0	0	0		0		0
342	Stores Equipment	0	0	0	0		0		0
343	Tools, Shop and Garage Equipment	3,000	0	0	3,000	3,000	0	5.00%	243
344	Laboratory Equipment	0	0	0	0		0		0
345	Power Operated Equipment	0	0	0	0		0		0
346	Communication Equipment	500	0	0	500	500	0	10.00%	0
347	Miscellaneous Equipment	0	0	0	0		0		0
348	Other Tangible Plant	0	0	0	0		0		0
	Subtotal	\$353,187	\$0	\$0	\$353,187	\$189,149	\$164,038		\$7,134

Contribution(s) in Aid of Construction (Gross)	\$12,300
Less: Non Amortizable Contribution(s)	0
Fully Amortized Contribution(s)	0
Amortizable Contribution(s)	<u>\$12,300</u>
Times: Proposed Amortization Rate	3.95%
Amortization of CIAC	\$486

Less: Amortization of CIAC \$486

DEPRECIATION EXPENSE **\$6,648**

Balance Sheet Assets				
	Assets		Balance at Beginning of Year (2019)	Balance at End of Year (2019)
Account No.	Current and Accrued Assets			
131	Cash		\$2,261	\$22,847
134	Working Funds			
135	Temporary Cash Investments			
141	Customer Accounts Receivable		3,561	2,942
146	Notes Receivable from Associated Companies			
151	Plant Material and Supplies			
162	Prepayments			
174	Miscellaneous Current and Accrued Assets		25,975	27,597
	Total Current and Accrued Assets		\$31,797	\$53,386
Account No.	Fixed Assets			
101	Utility Plant in Service*		\$353,187	\$353,187
103	Property Held for Future Use			
105	Construction Work in Progress			
108	Accumulated Depreciation (enter as negative)*		(265,818)	(272,952)
121	Non-Utility Property			
122	Accumulated Depreciation - Non Utility			
	Total Fixed Assets		\$87,369	\$80,235
	Total Assets		\$119,166	\$133,621

*Note these items feed automatically from AR3 UPIS Page 4

Francesca Water Company, Inc.
Annual Report
Balance Sheet Liabilities and Owners Equity

Balance Sheet Liabilities and Owners Equity				
	Liabilities		Balance at Beginning of Year (2019)	Balance at End of Year (2019)
Account No.	Current Liabilities			
231	Accounts Payable		\$3,204	\$2,457
232	Notes Payable (Current Portion)			
234	Notes Payable to Associated Companies			
235	Customer Deposits		6,302	6,660
236	Accrued Taxes		311	1,882
237	Accrued Interest			
242	Miscellaneous Current and Accrued Liabilities			
	Total Current Liabilities		\$9,817	\$10,999
	Long Term Debt			
224	Long Term Debt (Notes and Bonds)		\$19,309	\$12,282
	Deferred Credits			
251	Unamortized Premium on Debt		\$0	
252	Advances in Aid of Construction		2,828	3,270
255	Accumulated Deferred Investment Tax Credits			
271	Contributions in Aid of Construction		12,300	12,300
272	Less: Amortization of Contributions		(5,770)	(6,256)
281	Accumulated Deferred Income Tax			
	Total Deferred Credits		\$9,358	\$9,314
	Total Liabilites		\$38,484	\$32,595
	Capital Accounts			
201	Common Stock Issued		\$100	\$100
211	Other Paid-In Capital		35,112	35,112
215	Retained Earnings		45,470	65,814
218	Proprietary Capital (Sole Props and Partnerships)			
	Total Capital		\$80,682	\$101,026
	Total Liabilities and Capital		\$119,166	\$133,621

Note: Total liabilities and Capital must match total assets for the beginning and end of the year!

Francesca Water Company, Inc.
Annual Report
Water Comparative Income Statement
12/31/19

Water Comparative Income Statement			
Account No.	Calendar Year	Current Year 01/01/2019 - 12/31/2019	Last Year 01/01/2018 - 12/31/2018
	Operating Revenue		
461	Metered Water Revenue	\$68,317	\$71,222
460	Unmetered Water Revenue		
462	Fire Protection Revenue		
469	Guaranteed Revenues (Surcharges)		
471	Miscellaneous Service Revenues		
474	Other Water Revenue	2,470	3,278
	Total Revenues	\$70,787	\$74,500
	Operating Expenses		
601	Salaries and Wages	\$0	\$0
604	Employee Pensions and Benefits		
610	Purchased Water		
615	Purchased Power	9,400	12,992
618	Chemicals		1,165
620	Materials and Supplies		
620.1	Repairs and Maintenance	1,215	5,000
620.2	Office Supplies and Expense	1,070	1,243
630	Contractual Services		
631	Contractual Services - Engineering		
632	Contractual Services - Accounting	1,915	1,702
633	Contractual Services - Legal		65
634	Contractual Services - Management Fees	13,200	13,200
635	Contractual Services - Water Testing	1,802	1,660
636	Contractual Services - Other	305	305
640	Rents		
641	Rental of Building/Real Property		
642	Rental of Equipment		
650	Transportation Expenses	1,282	1,404
657	Insurance - General Liability	1,516	1,456
657.1	Insurance - Health and Life		
665	Regulatory Commission Expense - Rate		
670	Bad Debt Expense	36	532
675	Miscellaneous Expense	1,237	1,225
403	Depreciation Expense (From Schedule AR4)	6,648	6,751
408	Taxes Other Than Income		
408.11	Property Taxes	4,176	3,871
409	Income Taxes	7,037	7,823
427.1	Customer Security Deposit Interest	86	157
	Total Operating Expenses	\$50,925	\$60,551
	Operating Income / (Loss)	\$19,862	\$13,949
	Other Income / (Expense)		
419	Interest and Dividend Income	\$365	\$5
421	Non-Utility Income	47	
426	Miscellaneous Non-Utility (Expense)		
427	Interest (Expense)	(818)	(1,872)
	Total Other Income / (Expense)	(\$406)	(\$1,867)
	Net Income / (Loss)	\$19,456	\$12,082

Full time equivalent employees

	Direct Company	Allocated	Outside service	Total
President				0.0
Vice-president				0.0
Manager				0.0
Engineering Staff				0.0
System Operator(s)			difficult to	0.0
Meter reader			determine	0.0
Customer Service			without	0.0
Accounting			substantial	0.0
Business Office			analysis	0.0
Rates Department				0.0
Administrative Staff				0.0
Other				0.0
Total	0.0	0.0	0.0	0.0

Supplemental Financial Data (Long-Term Debt)				
	Loan #1	Loan #2	Loan #3	Loan #4
Date Issued	8/24/2001			
Source of Loan	WIFA			
ACC Decision No.	63660			
Reason for Loan	Storage/upgrades			
Dollar Amt. Issued	\$97,000			
Amount Outstanding	\$12,282			
Date of Maturity	8/1/2021			
Interest Rate	5.08%			
Current Year Interest	\$818			
Current Year Principal	\$7,027			

Meter Deposit Balance at Test Year End:	\$3,270
---	---------

Meter Deposits Refunded During the Test Year:	\$118
---	-------

List all bonds, notes, loans, and other types of indebtedness in which the proceeds were used in the provision of public utility service. Indebtedness incurred for personal uses by the owner of the utility should not be listed. Input 0 or none if there is nothing to report for that cell.

Water Utility Plant Description (Continued)
--

For the following three items, list the utility owned assets in each category for each system.

TREATMENT EQUIPMENT:	Chlorinator
STRUCTURES:	500 feet of chain link fence
OTHER:	NA

Provide a calculation used to determine the value of one water equivalent residential connection (ERC).

Use one of the following methods:

- (a) If actual flow data are available from the preceding 12 months, divide the total annual single family residence (SFR) gallons sold by the average number of single family residence customers for the same period and divide the result by 365
- (b) If no historical flow data are available, use:
 $ERC = (\text{Total SFR gallons sold (Omit 000)} / 365 \text{ days} / 350 \text{ gallons per day})$

ERC	169
Method used:	(a)

Water Utility Plant Description (Continued)
--

For the following three items, list the utility owned assets in each category for each system.

TREATMENT EQUIPMENT:	Chlorinator
STRUCTURES:	510 feet of chain link fence
OTHER:	NA

Provide a calculation used to determine the value of one water equivalent residential connection (ERC).

Use one of the following methods:

- (a) If actual flow data are available from the preceding 12 months, divide the total annual single family residence (SFR) gallons sold by the average number of single family residence customers for the same period and divide the result by 365 days.
- (b) If no historical flow data are available, use:
 $ERC = (\text{Total SFR gallons sold (Omit 000)} / 365 \text{ days} / 350 \text{ gallons per day})$

ERC	166
Method used:	(a)

Customer and Other Information	
Name of the System:	FRANCESCA WATER-AMBER ANN
ADEQ Public Water System Number:	AZ0410317
ADWR PCC Number:	91-000496.0000

Month	Number of Customers				
	Single-Family	Multi-Family	Commercial	Turf/Irrigation	Other Non-Residential
January	36	0	0	0	0
February	37	0	0	0	0
March	37	0	0	0	0
April	36	0	0	0	0
May	37	0	0	0	0
June	37	0	0	0	0
July	37	0	0	0	0
August	37	0	0	0	0
September	37	0	0	0	0
October	37	0	0	0	0
November	37	0	0	0	0
December	37	0	0	0	0

If the system has fire hydrants, what is the fire flow requirements? GPM for hrs.

Does the system have chlorination treatment?

Does the Company have an ADWR Gallons Per Capita Per Day (GPCPD) requirement?
 If yes, provide the GPCPD amount:

Is the Water Utility located in an ADWR Active Management Area (AMA)?
 If yes, which AMA?

What is the present system connection capacity (in ERCs *) using existing lines?

What is the future system connection capacity (in ERCs *) upon service area buildout?

Describe any plans and estimated completion dates for any enlargements or improvements of this system.

* an ERC is based on the calculation on the bottom of AR9 page 12.

Customer and Other Information	
Name of the System:	FRANCESCA WATER-TALA WAY
ADEQ Public Water System Number:	AZ0410283
ADWR PCC Number:	91-000492.0000

Month	Number of Customers				
	Single-Family	Multi-Family	Commercial	Turf/Irrigation	Other Non-Residential
January	79	0	2	0	0
February	79	0	2	0	0
March	79	0	2	0	0
April	79	0	2	0	0
May	79	0	2	0	0
June	78	0	2	0	0
July	78	0	2	0	0
August	78	0	2	0	0
September	78	0	2	0	0
October	79	0	2	0	0
November	79	0	2	0	0
December	79	0	2	0	0

If the system has fire hydrants, what is the fire flow requirements? GPM for hrs.

Does the system have chlorination treatment?

Does the Company have an ADWR Gallons Per Capita Per Day (GPCPD) requirement?
 If yes, provide the GPCPD amount:

Is the Water Utility located in an ADWR Active Management Area (AMA)?
 If yes, which AMA?

What is the present system connection capacity (in ERCs *) using existing lines?

What is the future system connection capacity (in ERCs *) upon service area buildout?

Describe any plans and estimated completion dates for any enlargements or improvements of this system.

* an ERC is based on the calculation on the bottom of AR9 page 12b.

Francesca Water Company, Inc.
Annual Report
 Utility Shutoffs / Disconnects
 12/31/19

Utility Shutoffs / Disconnects	
Name of the System:	FRANCESCA WATER-AMBER ANN
ADEQ Public Water System Number:	AZ0410317
ADWR PCC Number:	91-000496.0000

Month	Termination without Notice R14-2-410.B	Termination with Notice R14-2-410.C	Other
January	0	0	0
February	0	0	0
March	0	1	0
April	0	1	0
May	0	0	0
June	0	2	0
July	0	1	0
August	0	2	0
September	0	0	0
October	0	1	0
November	0	2	0
December	0	2	0
Total	0	12	0

Other (description):

NA

Instructions: Fill out the Grey Cells with the relevent information. Input 0 or none if there is nothing recorded in that account or there is no applicable information to report.

Francesca Water Company, Inc.
 Annual Report
 Utility Shutoffs / Disconnects
 12/31/19

Utility Shutoffs / Disconnects	
Name of the System:	FRANCESCA WATER-TALA WAY
ADEQ Public Water System Number:	AZ0410283
ADWR PCC Number:	91-000492.0000

Month	Termination without Notice R14-2-410.B	Termination with Notice R14-2-410.C	Other
January	0	0	0
February	0	0	0
March	0	0	0
April	0	0	0
May	0	1	0
June	0	1	0
July	0	0	0
August	0	1	0
September	0	1	0
October	0	1	0
November	0	0	0
December	0	1	0
Total	0	6	0

Other (description):

NA

Instructions: Fill out the Grey Cells with the relevent information. Input 0 or none if there is nothing recorded in that account or there is no applicable information to report.

Property Taxes	
----------------	--

Amount of actual property taxes paid during Calendar Year 2019 was	
--	--

	\$4,002
--	---------

If no property taxes paid, explain why.

NA

Instructions: Fill out the Grey Cells with the relevant information. Input 0 or none if there is nothing recorded in that account or there is no applicable information to report.

Verification and Sworn Statement (Taxes)

Verification: State of Arizona I, the undersigned of the
(state name)

County of (county name): Pima
Name (owner or official) title: Paul Juhl, Manager
Company name: Francesca Water Company, Inc.

DO SAY THAT THIS ANNUAL UTILITY PROPERTY TAX AND SALES TAX REPORT TO THE ARIZONA CORPORATION COMMISSION.

FOR THE YEAR ENDING: 12/31/19

HAS BEEN PREPARED UNDER MY DIRECTION, FROM THE ORIGINAL BOOKS, PAPERS AND RECORDS OF SAID UTILITY; THAT I HAVE CAREFULLY EXAMINED THE SAME, AND DECLARE THE SAME TO BE A COMPLETE AND CORRECT STATEMENT OF BUSINESS AND AFFAIRS OF SAID UTILITY FOR THE PERIOD COVERED BY THIS REPORT IN RESPECT TO EACH AND EVERY MATTER AND THING SET FORTH, TO THE BEST OF MY KNOWLEDGE, INFORMATION AND BELIEF.

Sworn Statement: I HEREBY ATTEST THAT ALL PROPERTY TAXES FOR SAID COMPANY ARE CURRENT AND PAID IN FULL.

I HEREBY ATTEST THAT ALL SALES TAXES FOR SAID COMPANY ARE CURRENT AND PAID IN FULL.

**RECEIVED
BY EMAIL**

5/01/2020, 04:31 PM
ARIZONA CORPORATION COMMISSION
UTILITIES DIVISION

[Signature]
signature of owner/official

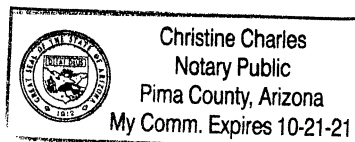
(520) 623-5172
telephone no.

SUBSCRIBED AND SWORN TO BEFORE ME A NOTARY PUBLIC
IN AND FOR THE COUNTY

THIS 29 DAY OF April, 2020
(month) and (year)

MY COMMISSION EXPIRES

10-21-21
(date)



[Signature]
(signature of notary public)

Verification and Sworn Statement

Verification:

State of Arizona I, the undersigned of the
(state name)
County of (county name): Pima
Name (owner or official) title: Paul Juhl, Manager
Company name: Francesca Water Company, Inc.

DO SAY THAT THIS ANNUAL UTILITY PROPERTY TAX AND SALES TAX REPORT TO THE ARIZONA CORPORATION COMMISSION.

FOR THE YEAR ENDING: 12/31/19

HAS BEEN PREPARED UNDER MY DIRECTION, FROM THE ORIGINAL BOOKS, PAPERS AND RECORDS OF SAID UTILITY; THAT I HAVE CAREFULLY EXAMINED THE SAME, AND DECLARE THE SAME TO BE A COMPLETE AND CORRECT STATEMENT OF BUSINESS AND AFFAIRS OF SAID UTILITY FOR THE PERIOD COVERED BY THIS REPORT IN RESPECT TO EACH AND EVERY MATTER AND THING SET FORTH, TO THE BEST OF MY KNOWLEDGE, INFORMATION AND BELIEF.

Sworn Statement: IN ACCORDANCE WITH THE REQUIREMENTS OF TITLE 40, ARTICLE 8, SECTION 40-401, ARIZONA REVISED STATUTES, IT IS HEREIN REPORTED THAT THE GROSS OPERATING REVENUE OF SAID UTILITY DERIVED FROM ARIZONA INTRASTATE UTILITY OPERATIONS DURING THE CALENDAR YEAR WAS:

Arizona Intrastate Gross Operating Revenues Only (\$)

\$75,163

(The amount in the box above includes

\$4,376 in sales taxes billed or collected)

**RECEIVED
BY EMAIL**

5/01/2020, 04:31 PM
ARIZONA CORPORATION COMMISSION
UTILITIES DIVISION

[Signature]
signature of owner/official

(520) 623-5172
telephone no.

SUBSCRIBED AND SWORN TO BEFORE ME A NOTARY PUBLIC
IN AND FOR THE COUNTY

THIS

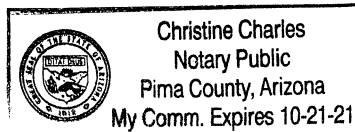
29

DAY OF

Pima County
(county name)
April, 2020
(month) and (year)

MY COMMISSION EXPIRES

10-21-2021
(date)



[Signature]
(signature of notary public)

Verification and Sworn Statement (Residential Revenue)

Verification:

State of Arizona I, the undersigned of the
(state name)

County of (county name): Pima
Name (owner or official) title: Paul Juhl, Manager
Company name: Francesca Water Company, Inc.

DO SAY THAT THIS ANNUAL UTILITY PROPERTY TAX AND SALES TAX REPORT TO THE ARIZONA CORPORATION COMMISSION.

FOR THE YEAR ENDING: 12/31/19

HAS BEEN PREPARED UNDER MY DIRECTION, FROM THE ORIGINAL BOOKS, PAPERS AND RECORDS OF SAID UTILITY; THAT I HAVE CAREFULLY EXAMINED THE SAME, AND DECLARE THE SAME TO BE A COMPLETE AND CORRECT STATEMENT OF BUSINESS AND AFFAIRS OF SAID UTILITY FOR THE PERIOD COVERED BY THIS REPORT IN RESPECT TO EACH AND EVERY MATTER AND THING SET FORTH, TO THE BEST OF MY KNOWLEDGE, INFORMATION AND BELIEF.

Sworn Statement: IN ACCORDANCE WITH THE REQUIREMENTS OF TITLE 40, ARTICLE 8, SECTION 40-401, ARIZONA REVISED STATUTES, IT IS HEREIN REPORTED THAT THE GROSS OPERATING REVENUE OF SAID UTILITY DERIVED FROM ARIZONA INTRASTATE UTILITY OPERATIONS RECEIVED FROM RESIDENTIAL CUSTOMERS DURING THE CALENDAR YEAR WAS:

Arizona Intrastate Gross Operating Revenues Only (\$)
\$73,683
(The amount in the box above includes
\$4,281 in sales taxes
billed or collected)

**RECEIVED
BY EMAIL**
5/01/2020, 04:31 PM
ARIZONA CORPORATION COMMISSION
UTILITIES DIVISION


[Signature]
signature of owner/official

(520) 623-5172
telephone no.

SUBSCRIBED AND SWORN TO BEFORE ME A NOTARY PUBLIC
IN AND FOR THE COUNTY Pima County
(county name)

THIS 29 DAY OF April, 2020
(month) and (year)

MY COMMISSION EXPIRES 10-21-2021
(date)



[Signature]
(signature of notary public)