

ANNUAL REPORT

Of

Company Name: Global Water-Santa Cruz Water Company

c/o Global Water Resources, Inc.

Mailing Address: 21410 N. 19th Ave., Ste. 220
Phoenix AZ
85027

Docket No.: W-20446A

For the Year Ended: 12/31/16

RECEIVED
APR 24 2017
ARIZONA CORP COMMISSION
UTILITIES DIVISION - DIRECTOR'S OFFICE

WATER UTILITY

To

Arizona Corporation Commission

Due on April 15th

Email: rdelafuente@azcc.gov, mail or deliver the completed Annual Report to:

Arizona Corporation Commission
Compliance Section - Utilities Division
1200 West Washington Street
Phoenix, Arizona 85007

Application Type:

Original Filing

Application Date:

04/15/2017

57-17

ARIZONA CORPORATION COMMISSION
WATER UTILITY ANNUAL REPORT
Global Water-Santa Cruz Water Company
A Class Utility

1. For the Calendar Year Ended:

2. Address:
City: State: Zip Code:

3. Telephone Number:

4. Date of Original Organization of Utility:

5. Person to whom correspondence should be addressed concerning this report:

Name:
Telephone No. :
Address:
City: State: Zip Code:
Email:

6. On-Site Manager:

Name:
Telephone No. :
Address:
City: State: Zip Code:
Email:

7. Ownership:

8. Counties Served:

Utility Plant in Service (Water)							
Account No.	Description	Beginning Year Original Cost	Current Year Additions	Current Year Retirements	Adjusted Original Cost	Accumulated Depreciation	OCLD (OC less AD)
301	Organization	\$0	\$0	\$0	\$0	\$0	\$0
302	Franchises	0	0	0	0	0	0
303	Land and Land Rights	71,205	0	0	71,205	0	71,205
304	Structures and Improvements	9,596,696	0	2,246	9,594,450	3,091,496	6,502,954
305	Collecting & Improving Reservoirs	0	0	0	0	0	0
306	Lake, River, Canal Intakes	1,855	0	0	1,855	0	1,855
307	Wells and Springs	4,612,629	37,810	100	4,650,340	1,443,817	3,206,523
308	Infiltration Galleries	0	0	0	0	0	0
309	Supply Mains	2,457,820	0	1	2,457,818	525,606	1,932,212
310	Power Generation Equipment	324,955	8,358	0	333,312	203,602	129,710
311	Pumping Equipment	6,953,411	11,795	5,817	6,959,389	6,767,679	191,710
320	Water Treatment Equipment	0	0	0	0	0	0
320.1	Water Treatment Plants	14,015	0	9	14,006	5,639	8,367
320.2	Solution Chemical Feeders	40,049	3,008	0	43,057	33,843	9,215
320.3	Point-of-Use Treatment Devices	0	0	0	0	0	0
330	Distribution Reservoirs and Standpipes	0	0	0	0	0	0
330.1	Storage Tanks	910,947	9,215	0	920,162	271,745	648,417
330.2	Pressure Tanks	557,972	0	0	557,972	304,814	253,159
331	Transmission and Distribution Mains	45,845,919	755,720	1,424	46,600,215	9,198,777	37,401,438
333	Services	4,834,593	16,278	95	4,850,776	1,554,837	3,295,939
334	Meters and Meter Installations	4,286,153	176,640	54,700	4,408,093	3,382,711	1,025,382
335	Hydrants	4,515,734	41,054	310	4,556,477	898,581	3,657,896
336	Backflow Prevention Devices	18,913	2,688	113	21,487	11,108	10,379
339	Other Plant and Misc. Equipment	230,450	52,173	33	282,591	134,977	147,615
340	Office Furniture and Equipment	478,659	0	576	478,083	317,650	160,433
340.1	Computer & Software	277,263	6,415	214	283,465	274,012	9,452
341	Transportation Equipment	803,799	228,222	52,806	979,215	688,786	290,429
342	Stores Equipment	0	0	0	0	0	0
343	Tools, Shop and Garage Equipment	91,248	0	277	90,971	39,647	51,324
344	Laboratory Equipment	102,866	45,511	11,339	137,038	89,149	47,890
345	Power Operated Equipment	160,067	8,768	0	168,835	50,398	118,437
346	Communication Equipment	627,121	0	3,192	623,930	574,180	49,750
347	Miscellaneous Equipment	110,696	5,548	1,807	114,438	73,259	41,179
348	Other Tangible Plant	5,164,073	5,772	1,134	5,168,711	4,695,791	472,920
	Totals	\$93,089,110	\$1,414,974	\$136,192	\$94,367,892	\$34,632,103	\$59,735,790

Instructions: Fill out the Grey Cells with the relevant information. Input 0 or none if there is nothing recorded in that account or there is no applicable information to report.

Global Water-Santa Cruz Water Company
Annual Report
Depreciation Expense for the Current Year (Water)
12/31/16

Depreciation Expense for the Current Year (Water)

Account No.	Description	Beginning Year Original Cost	Current Year Additions	Current Year Retirements	Adjusted Original Cost	Fully Depreciated/Non-depreciable Plant	Depreciable Plant	Depreciation Percentages	Depreciation Expense
301	Organization	\$0	\$0	\$0	\$0	\$0	\$0	0.00%	\$0
302	Franchises	0	0	0	0	0	0	0.00%	0
303	Land and Land Rights	71,205	0	0	71,205	71,205	0	0.00%	0
304	Structures and Improvements	9,596,696	0	2,246	9,594,450	0	9,594,450	3.29%	315,448
305	Collecting & Improving Reservoirs	0	0	0	0	0	0	0.00%	0
306	Lake, River, Canal Intakes	1,855	0	0	1,855	0	1,855	0.00%	0
307	Wells and Springs	4,612,629	37,810	100	4,650,340	0	4,650,340	3.27%	152,154
308	Infiltration Galleries	0	0	0	0	0	0	0.00%	0
309	Supply Mains	2,457,820	0	1	2,457,818	0	2,457,818	1.97%	48,491
310	Power Generation Equipment	324,955	8,358	0	333,312	0	333,312	6.39%	21,295
311	Pumping Equipment	6,953,411	11,795	5,817	6,959,389	6,068,009	891,381	10.45%	93,177
320	Water Treatment Equipment	0	0	0	0	0	0	-	0
320.1	Water Treatment Plants	14,015	0	9	14,006	0	14,006	3.13%	438
320.2	Solution Chemical Feeders	40,049	3,008	0	43,057	0	43,057	15.13%	6,514
320.3	Point-of-Use Treatment Devices	0	0	0	0	0	0	0.00%	0
330	Distribution Reservoirs and Standpipes	0	0	0	0	0	0	-	0
330.1	Storage Tanks	910,947	9,215	0	920,162	0	920,162	2.13%	19,628
330.2	Pressure Tanks	557,972	0	0	557,972	0	557,972	4.96%	27,699
331	Transmission and Distribution Mains	45,845,919	755,720	1,424	46,600,215	0	46,600,215	1.95%	908,906
333	Services	4,834,593	16,278	95	4,850,776	0	4,850,776	3.28%	158,952
334	Meters and Meter Installations	4,286,153	176,640	54,700	4,408,093	527,026	3,881,066	7.91%	306,879
335	Hydrants	4,515,734	41,054	310	4,556,477	0	4,556,477	1.95%	88,993
336	Backflow Prevention Devices	18,913	2,688	113	21,487	0	21,487	6.27%	1,346
339	Other Plant and Misc. Equipment	230,450	52,173	33	282,591	10,763	271,829	5.56%	15,119
340	Office Furniture and Equipment	478,659	0	576	478,083	44,057	434,026	6.18%	26,828
340.1	Computer & Software	277,263	6,415	214	283,465	245,431	38,034	23.67%	9,001
340.1	Computer & Software - Allocated from Co								56,478
341	Transportation Equipment	803,799	228,222	52,806	979,215	499,456	479,759	14.84%	71,191
342	Stores Equipment	0	0	0	0	0	0	0.00%	0
343	Tools, Shop and Garage Equipment	91,248	0	277	90,971	0	90,971	4.95%	4,499
344	Laboratory Equipment	102,866	45,511	11,339	137,038	3,998	133,040	8.57%	11,397
345	Power Operated Equipment	160,067	8,768	0	168,835	0	168,835	4.83%	8,161
346	Communication Equipment	627,121	0	3,192	623,930	204,217	419,713	9.73%	40,822
347	Miscellaneous Equipment	110,696	5,548	1,807	114,438	0	114,438	10.31%	11,804
348	Other Tangible Plant	5,164,073	5,772	1,134	5,168,711	356,643	4,812,068	9.01%	433,496
	Subtotal	\$93,089,110	\$1,414,974	\$136,192	\$94,367,892	\$8,030,805	\$86,337,088		\$2,838,717

Contribution(s) in Aid of Construction (Gross) \$1,620,760
Less: Non Amortizable Contribution(s) 0
Fully Amortized Contribution(s) 0
Amortizable Contribution(s) \$1,620,760
Times: Proposed Amortization Rate 7.40%
Amortization of CIAC \$119,910

Less: Amortization of CIAC \$119,910

DEPRECIATION EXPENSE \$2,718,806

Instructions: Fill out the Grey Cells with the relevant information. Input 0 or none if there is nothing recorded in that account or there is no applicable information to report.

Balance Sheet Assets				
Account No.	Assets		Balance at Beginning of Year (2016)	Balance at End of Year (2016)
Current and Accrued Assets				
131	Cash		\$2,000	\$2,000
132	Special Deposits		\$0	\$0
133	Other Special Deposits		\$23,125	\$0
134	Working Funds		\$0	\$0
135	Temporary Cash Investments		\$0	\$0
141	Customer Accounts Receivable		\$564,361	\$734,475
142	Other Accounts Receivable		\$200	\$0
143	Accumulated Provision for Uncollectable Accounts		(\$54,884)	(\$28,075)
146	Notes Receivable from Associated Companies		(\$182,334)	(\$162,028)
151	Plant Material and Supplies		\$1	\$0
162	Prepayments		\$7,351	\$4,023
173	Accrued Utility Revenue		\$691,284	\$656,640
174	Miscellaneous Current and Accrued Assets		\$0	\$0
	Total Current and Accrued Assets		\$1,051,103	\$1,207,035
Deferred Debits				
186.1	Deferred Rate Case Expense		\$107,525	\$53,763
190	Accumulated Deferred Income Taxes		\$4,332,704	\$3,533,642
	Total Deferred Debits		\$4,440,229	\$3,587,405
Fixed Assets				
101	Utility Plant in Service*		\$93,089,110	\$94,367,892
103	Property Held for Future Use		\$0	\$0
105	Construction Work in Progress		\$24,976,590	\$28,853,123
108	Accumulated Depreciation (enter as negative)*		(\$31,982,134)	(34,632,103)
121	Non-Utility Property		\$0	\$0
122	Accumulated Depreciation - Non Utility		\$0	\$0
	Total Fixed Assets		\$86,083,566	\$88,588,913
Other Fixed Assets				
114	Utility Plant Acquisition Adjustments		\$1,532,458	\$1,532,458
	Total Other Fixed Assets		\$1,532,458	\$1,532,458
	Total Assets		\$93,107,356	\$94,915,811

Instructions: Fill out the Grey Cells with the relevant information. Input 0 or none if there is nothing recorded in that account or there is no applicable information to report.

*Note these items feed automatically from AR3 UPIS Page 3

Global Water-Santa Cruz Water Company
Annual Report
Balance Sheet Liabilities and Owners Equity

Balance Sheet Liabilities and Owners Equity				
	Liabilities		Balance at Beginning of Year (2016)	Balance at End of Year (2016)
Account No.	Current Liabilities			
231	Accounts Payable		\$551,656	\$766,726
232	Notes Payable (Current Portion)		\$0	\$0
234	Notes Payable to Associated Companies		\$0	\$0
235	Customer Deposits		\$839,913	\$733,348
236	Accrued Taxes		\$513,477	\$496,716
237	Accrued Interest		\$140,917	\$130,810
242	Miscellaneous Current and Accrued Liabilities		\$283,727	\$384,510
	Total Current Liabilities		\$2,329,691	\$2,512,109
	Long Term Debt			
224	Long Term Debt (Notes and Bonds)		\$0	\$0
	Deferred Credits			
251	Unamortized Premium on Debt		\$0	\$0
252	Advances in Aid of Construction		\$32,892,940	\$33,259,431
253	Other Deferred Credits		\$29,375	\$0
255	Accumulated Deferred Investment Tax Credits		\$0	\$0
271	Contributions in Aid of Construction		\$1,432,596	\$1,620,760
272	Less: Amortization of Contributions		(\$102,258)	(\$163,792)
281	Accumulated Deferred Income Tax		\$0	\$0
	Total Deferred Credits		\$34,252,653	\$34,716,398
	Total Liabilities		\$36,582,344	\$37,228,507
	Capital Accounts			
201	Common Stock Issued		\$10	\$10
211	Other Paid-In Capital		\$33,837,937	\$33,666,953
215	Retained Earnings		\$22,687,065	\$24,020,341
218	Proprietary Capital (Sole Props and Partnerships)		\$0	\$0
	Total Capital		\$56,525,012	\$57,687,303
	Total Liabilities and Capital		\$93,107,356	\$94,915,811

Instructions: Fill out the Grey Cells with the relevent information. Input 0 or none if there is nothing recorded in that account or there is no applicable information to report.

Note: Total liabilities and Capital must match total assets for the beginning and end of the year!

Global Water-Santa Cruz Water Company
Annual Report
Water Comparative Income Statement
12/31/16

Water Comparative Income Statement			
Account No.	Calendar Year	Current Year 01/01/2016 - 12/31/2016	Last Year 01/01/2015 - 12/31/2015
	Operating Revenue		
461	Metered Water Revenue	\$12,579,007	\$11,353,079
460	Unmetered Water Revenue	\$192,333	\$155,825
462	Fire Protection Revenue	\$0	\$0
469	Guaranteed Revenues (Surcharges)	\$0	\$0
471	Miscellaneous Service Revenues	\$0	\$0
474	Other Water Revenue	\$335,802	\$310,384
	Total Revenues	\$13,107,142	\$11,819,288
	Operating Expenses		
601	Salaries and Wages	\$2,441,951	\$1,489,844
604	Employee Pensions and Benefits	\$228,712	\$240,013
610	Purchased Water	\$3,410	\$4,771
615	Purchased Power	\$811,085	\$756,854
616	Fuel for Power Production	\$0	\$0
618	Chemicals	\$65,916	\$63,305
620	Materials and Supplies	\$21,542	\$18,102
620.1	Repairs and Maintenance	\$36,457	\$34,557
620.2	Office Supplies and Expense	\$167,629	\$129,657
630	Contractual Services	\$0	\$0
631	Contractual Services -Engineering	\$0	\$0
632	Contractual Services - Accounting	\$319,569	\$361,482
633	Contractual Services - Legal	\$203,645	(\$81,677)
634	Contractual Services - Management Fees	\$956,143	\$917,351
635	Contractual Services - Water Testing	\$17,479	\$20,590
636	Contractual Services - Other	\$209,028	\$177,292
640	Rents	\$0	\$0
641	Rental of Building/Real Property	\$44,799	\$25,900
642	Rental of Equipment	\$12,784	\$26,451
650	Transportation Expenses	\$66,569	\$46,869
656	Insurance - Vehicles	\$1,288	\$137
657	Insurance - General Liability	\$183,266	\$121,745
657.1	Insurance - Health and Life	\$0	\$0
658	Insurance - Worker's Comp	\$26,764	\$19,482
660	Advertising	\$11,661	\$6,986
665	Regulatory Commission Expense - Rate	\$53,762	\$53,762
667	Regulatory Commission Expense - Other	\$44,633	\$49,681
670	Bad Expense	\$26,251	\$13,825
675	Miscellaneous Expense	\$1,275,415	\$526,106
403	Depreciation Expense (From Schedule AR4)	2,718,806	\$3,111,366
408	Taxes Other Than Income	\$8,940	\$8,253
408.11	Property Taxes	\$810,536	\$864,805
408.12	Payroll Taxes	\$128,221	\$118,347
408.13	Other Taxes and Licenses	\$0	\$0
409	Income Taxes	\$802,502	\$976,219
	Total Operating Expenses	\$11,698,765	\$10,102,075
	Operating Income / (Loss)	\$1,408,377	\$1,717,213
	Other Income / (Expense)		
414	Gain/Loss on Dispositions	\$2,554	\$3,768
419	Interest and Dividend Income	\$62	\$2,843
421	Non-Utility Income	\$21,102	\$2,829
426	Miscellaneous Non-Utility (Expense)	\$0	(\$394)
427	Interest (Expense)	(\$98,819)	(\$118,667)
	Total Other Income / (Expense)	(\$75,101)	(\$109,621)
	Net Income / (Loss)	\$1,333,275	\$1,607,593

Instructions: Fill out the Grey Cells with the relevant information. Input 0 or none if there is nothing recorded in that account or there is no applicable information to report.

Supplemental Financial Data (Long-Term Debt)				
	Loan #1	Loan #2	Loan #3	Loan #4
Date Issued	None	None	None	None
Source of Loan	None	None	None	None
ACC Decision No.	None	None	None	None
Reason for Loan	None	None	None	None
Dollar Amt. Issued	None	None	None	None
Amount Outstanding	None	None	None	None
Date of Maturity	None	None	None	None
Interest Rate	None	None	None	None
Current Year Interest	None	None	None	None
Current Year Principal	None	None	None	None

Meter Deposit Balance at Test Year End:	\$70,725
---	----------

Meter Deposits Refunded During the Test Year:	\$7,625
---	---------

List all bonds, notes, loans, and other types of indebtedness in which the proceeds were used in the provision of public utility service. Indebtedness incurred for personal uses by the owner of the utility should not be listed. Input 0 or none if there is nothing to report for that cell.

Water Utility Plant Description

Name of the System: Santa Cruz Water Company - North
 ADEQ Public Water System Number: AZ-04-11-131

WELLS

ADWR ID No *	Pump Horsepower	Pump Yield (gpm)	Casing Depth (feet)	Casing Diameter (inches)	Pump Motor Type **	Meter Size (inches)	Year Drilled	Arsenic Level (mg/L)
55-202407	0	0	790	20	0	0	2005	NA
55-509941	200	1,500	1,100	16	Turbine	12	1985	NA
55-609593	0	0	954	20	0	0	1958	NA
55-612737	100	1,070	1,000	20	Turbine	8	1972	NA
55-617338	250	1,965	300	20	Turbine	10	1973	NA
55-621406	400	2,000	1,000	12	Turbine	12	1955	0.0095
55-621407	250	1,980	700	12	Turbine	12	1955	0.0074
55-624108	0	0	1,000	12	0	0	1955	NA
55-621410	100	1,000	400	20	Turbine	10	1955	NA
55-622132	100	1,400	600	20	Turbine	4	1976	NA
55-624029	0	0	0	20	0	0	1960	NA
55-624031	0	0	1,430	18	0	0	1976	NA
55-624037	200	1,650	1,992	18	Turbine	8	1965	NA
55-801069	200	1,280	600	12	Turbine	10	1957	NA
55-220627	300	1,800	990	20	Turbine	12	2011	0.0068
0	0	0	0	0	0	0	0	0
0	0	0	0	0	0	0	0	0

OTHER WATER SOURCES

Name or Description	Capacity (gpm)	Gallons Purchased or Obtained (in thousands)
0	0	0
0	0	0

FIRE HYDRANTS

Type	Quantity
Standard ***	2,252
Other	0

BOOSTER PUMPS

Horsepower	GPM	Quantity
40	600	4
50	500	5
75	1,000	5
150	2,500	1
150	2,200	4
200	4,000	1
0	0	0
0	0	0
0	0	0
0	0	0

PRESSURE/BLADDER TANKS

Capacity	Quantity
10,000	5
0	0
0	0
0	0

STORAGE TANKS

Capacity	Material	Quantity
1,500,000	Steel	2
2,500,000	Steel	1
500,000	Steel	2
0	0	0

Water Utility Plant Description (Continued)

MAINS			MAINS		
Sizes (inches)	Material	Length (feet)	Sizes (inches)	Material	Length (feet)
2	Copper	82	6	Steel	91
3	0	0	8	Steel	17
4	Ductile Iron	90	12	Steel	273
5	Ductile Iron	0	16	Steel	113
6	Ductile Iron	268	30	Steel	24
8	Ductile Iron	102,710	Unknown	Unknown	12,191
10	Ductile Iron	10	2	Unknown	497
12	Ductile Iron	36,601	6	Unknown	67
16	Ductile Iron	35,869	8	Unknown	1,247
18	Ductile Iron	22	10	Unknown	16
20	Ductile Iron	80	12	Unknown	109
24	Ductile Iron	3,446	16	Unknown	389
30	Ductile Iron	198	18	Unknown	74
36	Ductile Iron	210	24	Unknown	2,537
2	PVC	248	0	0	0
3	PVC	410	0	0	0
6	PVC	37,253	0	0	0
8	PVC	779,012	0	0	0
10	PVC	6,262	0	0	0
12	PVC	155,958	0	0	0
16	PVC	118,711	0	0	0
20	PVC	19,275	0	0	0
24	PVC	9	0	0	0
12	PVC CL150	112	0	0	0
6	PVC CL200	46	0	0	0
8	PVC CL201	10,146			
10	PVC CL202	2,609			
12	PVC CL203	10,333			
0	0	0			
0	0	0			

CUSTOMER METERS	
Size (inches)	Quantity
5/8 X 3/4	1,694
3/4	16,839
1	69
1 1/2	71
Compound 2	173
Turbine 2	12
Compound 3	2
Turbine 3	7
Compound 4	2
Turbine 5	0
Compound 6	0
Turbine 6	0
6+	0

For the following three items, list the utility owned assets in each category for each system.

TREATMENT EQUIPMENT:	Chlorine Injection System at Rancho El Dorado WDC and Rancho Mirage WDC
STRUCTURES:	SCADA Communications System; Video Monitoring System; Itron Fixed Network; Trailer Mounted Emergency Generator; Switchgear for Distribution Systems and Well Sites; 1 x 600 kW Generator; 2 x Chevy Silverado; 8 x Silverado Utility Vehicles; 1 x Econoline Van; 1 x Toyota Prius; 9 x Toyota Tacoma; 1 x Nissan NV200; 1 x Chevy Equinox; 1 x Valve Exercising Machine; 1 x 20" Utility Trailer, 1 x 1250 KVA Generator; 1 x 950 KVA Generator; 1 x Case Backhoe; 1 x Caterpillar Backhoe; 1 x Ford Dump Truck; 1 x Mobile Light Cart; 1 x Toyota Forklift; 1 x Jacobs Fuel Trailer; 1 x Welding Trailer
OTHER:	None

Instructions: Fill out the Grey Cells with the relevent information. Input 0 or none if there is nothing recorded in that account or there is no applicable information to report. Copy and paste this sheet as many times as is necessary.

Water Utility Plant Description

Name of the System: Santa Cruz Water Company - Southwest
 ADEQ Public Water System Number: NA

WELLS								
ADWR ID No *	Pump Horsepower	Pump Yield (gpm)	Casing Depth (feet)	Casing Diameter (inches)	Pump Motor Type **	Meter Size (inches)	Year Drilled	Arsenic Level (mg/L)
55-612249	0	0	1,000	20	NA	0	1971	NA
55-612250	0	0	1,200	16	NA	0	1978	NA
55-612416	350	2,100	904	18	Turbine	10	1957	NA
55-625626	0	0	933	20	NA	0	1969	NA
0	0	0	0	0	0	0	0	0
0	0	0	0	0	0	0	0	0
0	0	0	0	0	0	0	0	0
0	0	0	0	0	0	0	0	0
0	0	0	0	0	0	0	0	0
0	0	0	0	0	0	0	0	0
0	0	0	0	0	0	0	0	0
0	0	0	0	0	0	0	0	0
0	0	0	0	0	0	0	0	0
0	0	0	0	0	0	0	0	0
0	0	0	0	0	0	0	0	0
0	0	0	0	0	0	0	0	0
0	0	0	0	0	0	0	0	0
0	0	0	0	0	0	0	0	0
0	0	0	0	0	0	0	0	0
0	0	0	0	0	0	0	0	0
0	0	0	0	0	0	0	0	0
0	0	0	0	0	0	0	0	0
0	0	0	0	0	0	0	0	0
0	0	0	0	0	0	0	0	0
0	0	0	0	0	0	0	0	0
0	0	0	0	0	0	0	0	0
0	0	0	0	0	0	0	0	0
0	0	0	0	0	0	0	0	0
0	0	0	0	0	0	0	0	0
0	0	0	0	0	0	0	0	0
0	0	0	0	0	0	0	0	0
0	0	0	0	0	0	0	0	0
0	0	0	0	0	0	0	0	0
0	0	0	0	0	0	0	0	0
0	0	0	0	0	0	0	0	0
0	0	0	0	0	0	0	0	0
0	0	0	0	0	0	0	0	0
0	0	0	0	0	0	0	0	0
0	0	0	0	0	0	0	0	0
0	0	0	0	0	0	0	0	0
0	0	0	0	0	0	0	0	0
0	0	0	0	0	0	0	0	0
0	0	0	0	0	0	0	0	0
0	0	0	0	0	0	0	0	0
0	0	0	0	0	0	0	0	0
0	0	0	0	0	0	0	0	0
0	0	0	0	0	0	0	0	0
0	0	0	0	0	0	0	0	0
0	0	0	0	0	0	0	0	0
0	0	0	0	0	0	0	0	0
0	0	0	0	0	0	0	0	0
0	0	0	0	0	0	0	0	0
0	0	0	0	0	0	0	0	0
0	0	0	0	0	0	0	0	0
0	0	0	0	0	0	0	0	0
0	0	0	0	0	0	0	0	0
0	0	0	0	0	0	0	0	0
0	0	0	0	0	0	0	0	0
0	0	0	0	0	0	0	0	0
0	0	0	0	0	0	0	0	0
0	0	0	0	0	0	0	0	0
0	0	0	0	0	0	0	0	0
0	0	0	0	0	0	0	0	0
0	0	0	0	0	0	0	0	0
0	0	0	0	0	0	0	0	0
0	0	0	0	0	0	0	0	0
0	0	0	0	0	0	0	0	0
0	0	0	0	0	0	0	0	0
0	0	0	0	0	0	0	0	0
0	0	0	0	0	0	0	0	0
0	0	0	0	0	0	0	0	0
0	0	0	0	0	0	0	0	0
0	0	0	0	0	0	0	0	0
0	0	0	0	0	0	0	0	0
0	0	0	0	0	0	0	0	0
0	0	0	0	0	0	0	0	0
0	0	0	0	0	0	0	0	0
0	0	0	0	0	0	0	0	0
0	0	0	0	0	0	0	0	0
0	0	0	0	0	0	0	0	0
0	0	0	0	0	0	0	0	0
0	0	0	0	0	0	0	0	0
0	0	0	0	0	0	0	0	0
0	0	0	0	0	0	0	0	0
0	0	0	0	0	0	0	0	0
0	0	0	0	0	0	0	0	0
0	0	0	0	0	0	0	0	0
0	0	0	0	0	0	0	0	0
0	0	0	0	0	0	0	0	0
0	0	0	0	0	0	0	0	0
0	0	0	0	0	0	0	0	0
0	0	0	0	0	0	0	0	0
0	0	0	0	0	0	0	0	0
0	0	0	0	0	0	0	0	0
0	0	0	0	0	0	0	0	0
0	0	0	0	0	0	0	0	0
0	0	0	0	0	0	0	0	0
0	0	0	0	0	0	0	0	0
0	0	0	0	0	0	0	0	0
0	0	0	0	0	0	0	0	0
0	0	0	0	0	0	0	0	0
0	0	0	0	0	0	0	0	0
0	0	0	0	0	0	0	0	0
0	0	0	0	0	0	0	0	0
0	0	0	0	0	0	0	0	0
0	0	0	0	0	0	0	0	0
0	0	0	0	0	0	0	0	0
0	0	0	0	0	0	0	0	0
0	0	0	0	0	0	0	0	0
0	0	0	0	0	0	0	0	0
0	0	0	0	0</				

For the following three items, list the utility owned assets in each category for each system.

TREATMENT EQUIPMENT:	Chlorination Injection System at Terrazo WDC
STRUCTURES:	Masonry Brick Walls at Amarillo Creek Well and Terrazo WDC); Block building for control equipment at Terrazo WDC
OTHER:	None

Instructions: Fill out the Grey Cells with the relevent information. Input 0 or none if there is nothing recorded in that account or there is no applicable information to report. Copy and paste this sheet as many times as is necessary.

For the following three items, list the utility owned assets in each category for each system.

TREATMENT EQUIPMENT:	Chlorination Injection System at Terrazo WDC
-----------------------------	--

STRUCTURES:	Masonry Brick Walls at Amarillo Creek Well and Terrazo WDC); Block building for control equipment at Terrazo WDC
--------------------	--

OTHER:	Backflow at interconnect with Arizona Water Company
---------------	---

Instructions: Fill out the Grey Cells with the relevent information. Input 0 or none if there is nothing recorded in that account or there is no applicable information to report. Copy and paste this sheet as many times as is necessary.

Water Use Data Sheet					
Name of the System:		Santa Cruz Water Company - North			
ADEQ Public Water System Number:		AZ-04-11-131			
Month	Number of Customers	Gallons Sold (thousands) ¹	Gallons Pumped (thousands) ²	Gallons Purchased (thousands) ³	Estimated Gallons Authorized Use (thousands) ⁴
January	18,048	123,417	125,779	0	421.78
February	18,083	108,035	134,555	0	345.759
March	18,119	125,601	163,819	0	302.638
April	18,169	151,354	170,985	0	397.848
May	18,188	173,573	214,192	0	251.928
June	18,284	230,781	265,779	0	169
July	18,308	255,237	292,817	0	163.35
August	18,338	244,179	269,222	0	133.35
September	18,392	218,172	227,556	0	70.123
October	18,446	185,657	197,239	0	78.355
November	18,497	155,082	169,650	0	1264
December	18,580	147,237	140,095	0	143.25
	Totals	2,118,325	2,371,688	0	3,741

If the system has fire hydrants, what is the fire flow requirements? GPM for hrs.

Does the system have chlorination treatment?

Is the Water Utility located in an ADWR Active Management Area (AMA)?
 If yes, which AMA?

Does the Company have an ADWR Gallons Per Capita Per Day (GPCPD) requirement?
 If yes, provide the GPCPD amount:

If applicable, in the space below please provide a description for all un-metered water use along with amounts:
 City-wide Year Round Hydrant Flushing/Maintenance Program = 2,271,700; Fire Department Truck, Training, Fires = 362,000 Water Quality Sampling = 270,000; Community Events = 242,263; Authorized Construction Use = 145,000

Instructions: Fill out the Grey Cells with the relevent information. Input 0 or none if there is nothing recorded in that account or there is no applicable information to report.

- 1 Gallons sold - Total gallons from customer meters, and other sold gallons such as Construction water.
- 2 Gallons pumped - Total gallons from pumped sources.
- 3 Gallons purchased - Total gallons purchased from other sources.
- 4 Estimated gallons authorized use - Total estimated gallons from authorized metered or unmetered use. Authorized use such as flushing (mains, services and hydrants) draining/cleaning tanks, process, construction, fire fighting, etc.

Water Use Data Sheet					
Name of the System:		Santa Cruz Water Company - North			
ADEQ Public Water System Number:		AZ-04-11-131			
Month	Number of Customers	Gallons Sold (thousands) ¹	Gallons Pumped (thousands) ²	Gallons Purchased (thousands) ³	Estimated Gallons Authorized Use (thousands) ⁴
January	0	0	0	0	0
February	0	0	0	0	0
March	0	0	0	0	0
April	0	0	0	0	0
May	0	0	0	0	0
June	0	0	0	0	0
July	0	0	0	0	0
August	0	0	0	0	0
September	0	0	0	0	0
October	0	0	0	0	0
November	0	0	0	0	0
December	0	0	0	0	0
Totals		0	0	0	0

If the system has fire hydrants, what is the fire flow requirements? GPM for hrs.

Does the system have chlorination treatment?

Is the Water Utility located in an ADWR Active Management Area (AMA)?
 If yes, which AMA?

Does the Company have an ADWR Gallons Per Capita Per Day (GPCPD) requirement?
 If yes, provide the GPCPD amount:

If applicable, in the space below please provide a description for all un-metered water use along with amounts:
 Currently no customers on this system

Instructions: Fill out the Grey Cells with the relevent information. Input 0 or none if there is nothing recorded in that account or there is no applicable information to report.

- 1 Gallons sold - Total gallons from customer meters, and other sold gallons such as Construction water.
- 2 Gallons pumped - Total gallons from pumped sources.
- 3 Gallons purchased - Total gallons purchased from other sources.
- 4 Estimated gallons authorized use - Total estimated gallons from authorized metered or unmetered use. Authorized use such as flushing (mains, services and hydrants) draining/cleaning tanks, process, construction, fire fighting, etc.

Water Use Data Sheet					
Name of the System:		Santa Cruz Water Company - North			
ADEQ Public Water System Number:		AZ-04-11-131			
Month	Number of Customers	Gallons Sold (thousands) ¹	Gallons Pumped (thousands) ²	Gallons Purchased (thousands) ³	Estimated Gallons Authorized Use (thousands) ⁴
January	13	134	0	110.1	0
February	13	112	0	109.4	0
March	13	55	0	103.0	0
April	13	109	0	120.6	0
May	13	118	0	119.9	0
June	13	130	0	154.8	0
July	13	152	0	161.3	0
August	13	102	0	115.8	0
September	13	91	0	136.1	0
October	12	119	0	99.2	0
November	12	77	0	84.3	0
December	12	79	0	58.2	0
Totals		1,278	0	1,373	0

If the system has fire hydrants, what is the fire flow requirements? GPM for hrs.

Does the system have chlorination treatment?

Is the Water Utility located in an ADWR Active Management Area (AMA)?
 If yes, which AMA?

Does the Company have an ADWR Gallons Per Capita Per Day (GPCPD) requirement?
 If yes, provide the GPCPD amount:

If applicable, in the space below please provide a description for all un-metered water use along with amounts:

Instructions: Fill out the Grey Cells with the relevent information. Input 0 or none if there is nothing recorded in that account or there is no applicable information to report.

- 1 Gallons sold - Total gallons from customer meters, and other sold gallons such as Construction water.
- 2 Gallons pumped - Total gallons from pumped sources.
- 3 Gallons purchased - Total gallons purchased from other sources.
- 4 Estimated gallons authorized use - Total estimated gallons from authorized metered or unmetered use. Authorized use such as flushing (mains, services and hydrants) draining/cleaning tanks, process, construction, fire fighting, etc.

Global Water-Santa Cruz Water Company
 Annual Report
 Utility Shutoffs / Disconnects
 12/31/16

ADEQ System No. :	AZ-04-11-131
-------------------	--------------

Utility Shutoffs / Disconnects			
Month	Termination without Notice R14-2-410.B	Termination with Notice R14-2-410.C	Other
January	0	118	0
February	0	141	0
March	0	182	0
April	0	148	0
May	0	101	0
June	0	202	0
July	0	208	0
August	0	395	0
September	0	182	0
October	0	200	0
November	0	125	0
December	0	101	0
Total	0	2,103	0

Other (description):

0	
---	--

<p>Instructions: Fill out the Grey Cells with the relevent information. Input 0 or none if there is nothing recorded in that account or there is no applicable information to report.</p>
--

Property Taxes	
Amount of actual property taxes paid during Calendar Year 2016 was	\$837,806

<p>If no property taxes paid, explain why.</p> <p>N/A</p>

Instructions: Fill out the Grey Cells with the relevent information. Input 0 or none if there is nothing recorded in that account or there is no applicable information to report.

Verification and Statement (Taxes)

RECEIVED

Verification: State of Arizona I, the undersigned of the
(state name)

APR 24 2017

County of (county name):

Maricopa

Name (owner or official) title:

Jon Corwin, General Manager

Company name:

Global Water-Santa Cruz Water Company

ARIZONA CORP COMMISSION
UTILITIES DIVISION - DIRECTOR'S OFFICE

DO SAY THAT THIS ANNUAL UTILITY PROPERTY TAX AND SALES TAX REPORT TO THE ARIZONA CORPORATION COMMISSION.

FOR THE YEAR ENDING: 12/31/16

HAS BEEN PREPARED UNDER MY DIRECTION, FROM THE ORIGINAL BOOKS, PAPERS AND RECORDS OF SAID UTILITY; THAT I HAVE CAREFULLY EXAMINED THE SAME, AND DECLARE THE SAME TO BE A COMPLETE AND CORRECT STATEMENT OF BUSINESS AND AFFAIRS OF SAID UTILITY FOR THE PERIOD COVERED BY THIS REPORT IN RESPECT TO EACH AND EVERY MATTER AND THING SET FORTH, TO THE BEST OF MY KNOWLEDGE, INFORMATION AND BELIEF.

Sworn Statement: I HEREBY ATTEST THAT ALL PROPERTY TAXES FOR SAID COMPANY ARE CURRENT AND PAID IN FULL.

I HEREBY ATTEST THAT ALL SALES TAXES FOR SAID COMPANY ARE CURRENT AND PAID IN FULL.

Jon Corwin
signature of owner/official

520-265-1947

telephone no.

SUBSCRIBED AND SWORN TO BEFORE ME A NOTARY PUBLIC
IN AND FOR THE COUNTY

THIS

17th

DAY OF

MARICOPA

(county name)

APRIL


(month) and (year)

MY COMMISSION EXPIRES

1/9/2021

(date)

Kris Jesberger
(signature of notary public)



Verification and Statement

RECEIVED

APR 24 2017

ARIZONA CORP COMMISSION
UTILITIES DIVISION - DIRECTOR'S OFFICE

Verification:

State of Arizona I, the undersigned of the
(state name)
County of (county name): Maricopa
Name (owner or official) title: Jon Corwin, General Manager
Company name: Global Water-Santa Cruz Water Company

DO SAY THAT THIS ANNUAL UTILITY PROPERTY TAX AND SALES TAX REPORT TO THE ARIZONA CORPORATION COMMISSION.

FOR THE YEAR ENDING: 12/31/16

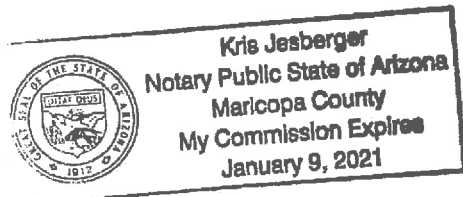
HAS BEEN PREPARED UNDER MY DIRECTION, FROM THE ORIGINAL BOOKS, PAPERS AND RECORDS OF SAID UTILITY; THAT I HAVE CAREFULLY EXAMINED THE SAME, AND DECLARE THE SAME TO BE A COMPLETE AND CORRECT STATEMENT OF BUSINESS AND AFFAIRS OF SAID UTILITY FOR THE PERIOD COVERED BY THIS REPORT IN RESPECT TO EACH AND EVERY MATTER AND THING SET FORTH, TO THE BEST OF MY KNOWLEDGE, INFORMATION AND BELIEF.

Sworn Statement: IN ACCORDANCE WITH THE REQUIREMENTS OF TITLE 40, ARTICLE 8, SECTION 40-401, ARIZONA REVISED STATUTES, IT IS HEREIN REPORTED THAT THE GROSS OPERATING REVENUE OF SAID UTILITY DERIVED FROM ARIZONA INTRASTATE UTILITY OPERATIONS DURING THE CALENDAR YEAR WAS:

Arizona Intrastate Gross Operating Revenues Only (\$)
\$14,252,329
(The amount in the box above includes
\$1,145,349 in sales taxes
billed or collected)

Jon Corwin
signature of owner/official
520-265-1947
telephone no.

SUBSCRIBED AND SWORN TO BEFORE ME A NOTARY PUBLIC
IN AND FOR THE COUNTY MARICOPA
(county name)
THIS 17th DAY OF APRIL 2017
(month) and (year)
MY COMMISSION EXPIRES 1/9/2021
(date)



Kris Jesberger
(signature of notary public)

Verification and Statement (Residential Revenue)

Verification:

State of Arizona I, the undersigned of the
(state name)

County of (county name): Maricopa
Name (owner or official) title: Jon Corwin, General Manager
Company name: Global Water-Santa Cruz Water Company

RECEIVED

APR 24 2017

ARIZONA CORP COMMISSION
UTILITIES DIVISION - DIRECTOR'S OFFICE

DO SAY THAT THIS ANNUAL UTILITY PROPERTY TAX AND SALES TAX REPORT TO THE ARIZONA CORPORATION COMMISSION.

FOR THE YEAR ENDING: 12/31/16

HAS BEEN PREPARED UNDER MY DIRECTION, FROM THE ORIGINAL BOOKS, PAPERS AND RECORDS OF SAID UTILITY; THAT I HAVE CAREFULLY EXAMINED THE SAME, AND DECLARE THE SAME TO BE A COMPLETE AND CORRECT STATEMENT OF BUSINESS AND AFFAIRS OF SAID UTILITY FOR THE PERIOD COVERED BY THIS REPORT IN RESPECT TO EACH AND EVERY MATTER AND THING SET FORTH, TO THE BEST OF MY KNOWLEDGE, INFORMATION AND BELIEF.

Sworn Statement: IN ACCORDANCE WITH THE REQUIREMENTS OF TITLE 40, ARTICLE 8, SECTION 40-401, ARIZONA REVISED STATUTES, IT IS HEREIN REPORTED THAT THE GROSS OPERATING REVENUE OF SAID UTILITY DERIVED FROM ARIZONA INTRASTATE UTILITY OPERATIONS RECEIVED FROM RESIDENTIAL CUSTOMERS DURING THE CALENDAR YEAR WAS:

Arizona Intrastate Gross Operating Revenues Only (\$)

\$10,590,143

(The amount in the box above includes

\$851,048 in sales taxes
billed or collected)

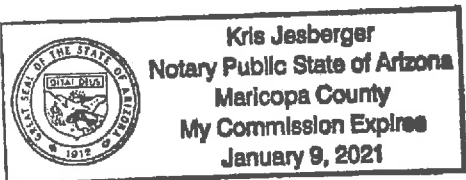
Jon Corwin
signature of owner/official

520-265-1947
telephone no.

SUBSCRIBED AND SWORN TO BEFORE ME A NOTARY PUBLIC
IN AND FOR THE COUNTY

THIS 17th DAY OF APRIL 2017
(month) and (year)

MY COMMISSION EXPIRES 1/9/2021
(date)



Kris Jesberger
(signature of notary public)