

ANNUAL REPORT

Of

Company Name: Golden Shores Water Company, Inc.
PO Box 37

Mailing Address: Topock AZ
86436

Docket No.: W-01815A
For the Year Ended: 12/31/17

RECEIVED

MAY 15 2018

ARIZONA CORP COMMISSION
UTILITIES DIVISION - DIRECTOR'S OFFICE

WATER UTILITY

To

Arizona Corporation Commission

Due on April 15th

Email: rdelafuente@azcc.gov, mail or deliver the completed Annual Report to:

Arizona Corporation Commission
Compliance Section - Utilities Division
1200 West Washington Street
Phoenix, Arizona 85007

Application Type: Original Filing

Application Date: 5/9/2018

S-25-18

ARIZONA CORPORATION COMMISSION
WATER UTILITY ANNUAL REPORT
Golden Shores Water Company, Inc.
A Class Utility

1. For the Calendar Year Ended: 12/31/17

2. Address:

PO Box 37			
City:	Topock	State:	Arizona
		Zip Code:	86436

3. Telephone Number: (928) 768-3110

4. Date of Original Organization of Utility: 9/7/1978

5. Person to whom correspondence should be addressed concerning this report:

Name: Linda Wayland
Telephone No.: (928) 768-3110
Address:

PO Box 37			
City:	Topock	State:	Arizona
		Zip Code:	86436

Email: goldenshoreswtr@hotmail.com

6. On-Site Manager:

Name: Linda Wayland
Telephone No.: (928) 768-3110
Address:

PO Box 37			
City:	Topock	State:	Arizona
		Zip Code:	86436

Email: goldenshoreswtr@hotmail.com

7. Ownership: "C" Corporation

8. Counties Served: Mohave

Utility Plant in Service (Water)							
Account No.	Description	Beginning Year Original Cost	Current Year Additions	Current Year Retirements	Adjusted Original Cost	Accumulated Depreciation	OCLJD (OC less AD)
		\$0	\$0	\$0	\$0	\$0	\$0
301	Organization	0	0	0	0	0	0
302	Franchises	0	0	0	0	0	0
303	Land and Land Rights	1,800	0	0	1,800	0	1,800
304	Structures and Improvements	44,926	7,000	0	51,926	31,878	20,048
305	Collecting & Improving Reservoirs	0	0	0	0	0	0
306	Lake, River, Canal Intakes	0	0	0	0	0	0
307	Wells and Springs	469,816	0	0	469,816	305,452	164,364
308	Infiltration Galleries	0	0	0	0	0	0
309	Supply Mains	0	0	0	0	0	0
310	Power Generation Equipment	1,106	0	0	1,106	95	1,011
311	Pumping Equipment	139,670	0	0	139,670	73,914	65,756
320	Water Treatment Equipment	0	0	0	0	0	0
320.1	Water Treatment Plants	0	0	0	0	0	0
320.2	Solution Chemical Feeders	0	0	0	0	0	0
320.3	Point-of-Use Treatment Devices	0	0	0	0	0	0
330	Distribution Reservoirs and Standpipes	0	0	0	0	0	0
330.1	Storage Tanks	73,035	0	0	73,035	54,067	18,968
330.2	Pressure Tanks	0	0	0	0	0	0
331	Transmission and Distribution Mains	547,543	42,754	0	590,297	492,111	98,186
333	Services	68,397	0	0	68,397	64,784	3,613
334	Meters and Meter Installations	281,516	107,317	15,525	373,308	226,518	146,790
335	Hydrants	1,971	0	0	1,971	1,850	121
336	Backflow Prevention Devices	0	0	0	0	0	0
339	Other Plant and Misc. Equipment	627	0	0	627	155	472
340	Office Furniture and Equipment	12,288	429	0	12,717	12,331	386
340.1	Computer & Software	0	0	0	0	0	0
341	Transportation Equipment	79,814	55,532	0	135,346	85,367	49,979
342	Stores Equipment	0	0	0	0	0	0
343	Tools, Shop and Garage Equipment	33,242	4,246	0	37,488	15,217	22,271
344	Laboratory Equipment	0	0	0	0	0	0
345	Power Operated Equipment	59,050	0	0	59,050	49,470	9,580
346	Communication Equipment	1,834	0	0	1,834	1,834	0
347	Miscellaneous Equipment	6,944	0	0	6,944	6,272	672
348	Other Tangible Plant	27,929	0	0	27,929	27,929	0
	Totals	\$1,851,508	\$217,278	\$15,525	\$2,053,261	\$1,449,244	\$604,017

Instructions: Fill out the Grey Cells with the relevant information. Input 0 or none if there is nothing recorded in that account or there is no applicable information to report.

Golden Shores Water Company, Inc.
Annual Report
Depreciation Expense for the Current Year (Water)
12/31/17


Depreciation Expense for the Current Year (Water)								
Account No.	Description	Beginning Year Original Cost	Current Year Additions	Current Year Retirements	Adjusted Original Cost	Fully Depreciated/Non-depreciable Plant	Depreciation Percentages	Depreciation Expense
301	Organization	\$0	\$0	\$0	\$0	\$0	0.00%	\$0
302	Franchises	0	0	0	0	0	0.00%	0
303	Land and Land Rights	1,800	0	0	1,800	0	0.00%	0
304	Structures and Improvements	44,926	7,000	0	51,926	0	3.33%	1,613
305	Collecting & Improving Reservoirs	0	0	0	0	0	2.50%	0
306	Lake, River, Canal Intakes	0	0	0	0	0	0.00%	0
307	Wells and Springs	469,816	0	0	469,816	0	3.33%	15,645
308	Infiltration Galleries	0	0	0	0	0	0.00%	0
309	Supply Mains	0	0	0	0	0	0.00%	0
310	Power Generation Equipment	1,106	0	0	1,106	0	5.00%	55
311	Pumping Equipment	139,670	0	0	139,670	0	12.50%	17,459
320	Water Treatment Equipment	0	0	0	0	0	0.00%	0
320.1	Water Treatment Plants	0	0	0	0	0	0.00%	0
320.2	Solution Chemical Feeders	0	0	0	0	0	0.00%	0
320.3	Point-of-Use Treatment Devices	0	0	0	0	0	0.00%	0
330	Distribution Reservoirs and Standpipes	0	0	0	0	0	0.00%	0
330.1	Storage Tanks	73,035	0	0	73,035	0	2.22%	1,621
330.2	Pressure Tanks	0	0	0	0	0	0.00%	0
331	Transmission and Distribution Mains	547,543	42,754	0	590,297	0	2.00%	11,378
333	Services	68,397	0	0	68,397	0	3.33%	2,278
334	Meters and Meter Installations	281,516	107,317	15,525	373,308	0	8.33%	27,273
335	Hydrants	1,971	0	0	1,971	0	2.00%	39
336	Backflow Prevention Devices	0	0	0	0	0	0.00%	0
339	Other Plant and Misc. Equipment	627	0	0	627	0	6.67%	42
340	Office Furniture and Equipment	12,288	429	0	12,717	12,288	20.00%	43
340.1	Computer & Software	0	0	0	0	0	0.00%	0
341	Transportation Equipment	79,814	55,532	0	135,346	51,784	20.00%	11,159
342	Stores Equipment	0	0	0	0	0	0.00%	0
343	Tools, Shop and Garage Equipment	33,242	4,246	0	37,488	0	5.00%	1,768
344	Laboratory Equipment	0	0	0	0	0	0.00%	0
345	Power Operated Equipment	59,050	0	0	59,050	0	5.00%	2,953
346	Communication Equipment	1,834	0	0	1,834	1,834	10.00%	0
347	Miscellaneous Equipment	6,944	0	0	6,944	0	10.00%	694
348	Other Tangible Plant	27,929	0	0	27,929	27,929	10.00%	0
	Subtotal	\$1,851,508	\$217,278	\$15,525	\$2,053,261	\$93,835		\$94,021

Contribution(s) in Aid of Construction (Gross)	\$176,024
Less: Non Amortizable Contribution(s)	0
Fully Amortized Contribution(s)	0
Amortizable Contribution(s)	\$176,024
Times: Proposed Amortization Rate	4.81%
Amortization of CIAC	\$8,465

Less: Amortization of CIAC

DEPRECIATION EXPENSE

Instructions: Fill out the Grey Cells with the relevant information. Input 0 or none if there is nothing recorded in that account or there is no applicable information to report.



To the Board of Directors of
Golden Shores Water Company, Inc.
Topock, Arizona

Management is responsible for the accompanying financial statements of Golden Shores Water Company, Inc. (a corporation), which comprise the balance sheets as of December 31, 2017 and 2016, and the related comparative income statements for the years then ended included in the accompanying prescribed form in accordance with accounting principles generally accepted in the United States of America. We have performed a compilation engagement in accordance with Statements on Standards for Accounting and Review Services promulgated by the Accounting and Review Services Committee of the AICPA. We did not audit or review the financial statements included in the accompanying prescribed form nor were we required to perform any procedures to verify the accuracy or completeness of the information provided by management. Accordingly, we do not express an opinion, a conclusion, nor provide any form of assurance on these financial statements included in the accompanying prescribed form.

These financial statements included in the accompanying prescribed form are presented in accordance with the requirements of the Arizona Corporation Commission, and are not intended to be a presentation in accordance with accounting principles generally accepted in the United States of America.

The supplementary information contained in pages 2-4 and 8-16 of the prescribed form is presented for purposes of additional analysis and is not a required part of the basic financial statements. Such information is the responsibility of management. The supplementary information contained in pages 2-4, 8, and 13-16 was subject to our compilation engagement. We have not audited or reviewed this supplementary information. The supplementary information contained in pages 9-12 was not subject to our compilation engagement. We do not express an opinion, a conclusion, nor provide any assurance on any supplementary information.

We are not independent with respect to Golden Shores Water Company, Inc., as of and for the years ended December 31, 2017 and 2016, because we performed certain accounting services that impaired our independence.

This report is intended solely for the information and use of Golden Shores Water Company, Inc. and the Arizona Corporation Commission, and is not intended to be and should not be used by anyone other than these specified parties.

Ullmann & Company

ULLMANN & COMPANY, P.C.
Certified Public Accountants

May 9, 2018

Golden Shores Water Company, Inc.
 Annual Report
 Balance Sheet Assets
 12/31/17

Balance Sheet Assets			
	Assets		
Account No.		Balance at Beginning of Year (2017)	Balance at End of Year (2017)
	Current and Accrued Assets		
131	Cash	\$300	\$64,093
134	Working Funds	0	0
135	Temporary Cash Investments	0	0
141	Customer Accounts Receivable	34,512	35,635
146	Notes Receivable from Associated Companies	0	0
151	Plant Material and Supplies	18,242	25,611
162	Prepayments	1,896	4,731
174	Miscellaneous Current and Accrued Assets	34,215	37,145
	Total Current and Accrued Assets	\$89,165	\$167,215
Account No.	Fixed Assets		
101	Utility Plant in Service*	\$1,851,508	\$2,053,261
103	Property Held for Future Use	30,785	30,785
105	Construction Work in Progress	0	0
108	Accumulated Depreciation (enter as negative)*	(1,370,748)	(1,449,244)
121	Non-Utility Property	0	0
122	Accumulated Depreciation - Non Utility	0	0
	Total Fixed Assets	\$511,545	\$634,802
	Total Assets	\$600,710	\$802,017

Instructions: Fill out the Grey Cells with the relevant information. Input 0 or none if there is nothing recorded in that account or there is no applicable information to report.

*None these items feed automatically from AR3 UPIS Page 3

Golden Shores Water Company, Inc.
Annual Report
Balance Sheet Liabilities and Owners Equity

Balance Sheet Liabilities and Owners Equity				
	Liabilities		Balance at Beginning of Year (2017)	Balance at End of Year (2017)
Account No.	Current Liabilities			
231	Accounts Payable		\$14,843	\$17,236
232	Notes Payable (Current Portion)		0	20,848
234	Notes Payable to Associated Companies		0	0
235	Customer Deposits		21,810	24,210
236	Accrued Taxes		31,247	41,672
237	Accrued Interest		0	901
242	Miscellaneous Current and Accrued Liabilities		12,319	1,594
	Total Current Liabilities		\$80,219	\$106,461
	Long Term Debt			
224	Long Term Debt (Notes and Bonds)		\$0	\$152,212
	Deferred Credits			
251	Unamortized Premium on Debt		\$0	\$0
252	Advances in Aid of Construction		14,888	15,855
255	Accumulated Deferred Investment Tax Credits		0	0
271	Contributions in Aid of Construction		176,024	176,024
272	Less: Amortization of Contributions		(86,187)	(94,652)
281	Accumulated Deferred Income Tax		0	0
	Total Deferred Credits		\$104,725	\$97,227
	Total Liabilities		\$184,944	\$355,900
	Capital Accounts			
201	Common Stock Issued		\$20,000	\$20,000
211	Other Paid-In Capital		31,155	31,155
215	Retained Earnings		364,611	394,962
218	Proprietary Capital (Sole Props and Partnerships)		0	0
	Total Capital		\$415,766	\$446,117
	Total Liabilities and Capital		\$600,710	\$802,017

Instructions: Fill out the Grey Cells with the relevant information. Input 0 or none if there is nothing recorded in that account or there is no applicable information to report.

Note: Total liabilities and Capital must match total assets for the beginning and end of the year!

Golden Shores Water Company, Inc.
Annual Report
Water Comparative Income Statement
12/31/17

Water Comparative Income Statement			
Account No.	Calendar Year	Current Year	Last Year
		01/01/2017 - 12/31/2017	01/01/2016 - 12/31/2016
	Operating Revenue		
461	Metered Water Revenue	\$600,467	\$553,267
460	Unmetered Water Revenue	0	0
462	Fire Protection Revenue	0	0
469	Guaranteed Revenues (Surcharges)	0	0
471	Miscellaneous Service Revenues	39,266	4,970
474	Other Water Revenue	0	0
	Total Revenues	\$639,733	\$558,237
	Operating Expenses		
601	Salaries and Wages	\$298,722	\$284,919
604	Employee Pensions and Benefits	0	0
610	Purchased Water	0	0
615	Purchased Power	53,944	52,555
618	Chemicals	11,980	245
620	Materials and Supplies	148	103
620.1	Repairs and Maintenance	5,083	700
620.2	Office Supplies and Expense	3,554	14,191
630	Contractual Services	0	0
631	Contractual Services - Engineering	0	0
632	Contractual Services - Accounting	12,222	8,137
633	Contractual Services - Legal	3,131	0
634	Contractual Services - Management Fees	0	0
635	Contractual Services - Water Testing	0	0
636	Contractual Services - Other	3,109	2,254
640	Rents	0	0
641	Rental of Building/Real Property	5,200	4,800
642	Rental of Equipment	0	0
650	Transportation Expenses	17,089	16,113
657	Insurance - General Liability	17,630	14,630
657.1	Insurance - Health and Life	12,128	10,906
665	Regulatory Commission Expense - Rate	2,037	106
670	Bad Debt Expense	0	0
675	Miscellaneous Expense	26,086	13,833
403	Depreciation Expense (From Schedule AR4)	85,556	83,195
408	Taxes Other Than Income	24,077	24,300
408.11	Property Taxes	24,257	21,783
409	Income Taxes	(2,745)	44,894
427.1	Customer Security Deposit Interest	0	0
	Total Operating Expenses	\$603,208	\$597,664
	Operating Income / (Loss)	\$36,525	(\$39,427)
	Other Income / (Expense)		
419	Interest and Dividend Income	\$11	\$18
421	Non Utility Income	0	0
426	Miscellaneous Non-Utility (Expense)	0	0
427	Interest (Expense)	(6,185)	(2,393)
	Total Other Income / (Expense)	(\$6,174)	(\$2,375)
	Net Income / (Loss)	\$30,351	(\$41,802)

Instructions: Fill out the Grey Cells with the relevant information. Input 0 or none if there is nothing recorded in that account or there is no applicable information to report.

Golden Shores Water Company, Inc.
 Annual Report
 Supplemental Financial Data (Long-Term Debt)
 12/31/17

Supplemental Financial Data (Long-Term Debt)				
	Loan #1	Loan #2	Loan #3	Loan #4
Date Issued	1/20/2017	7/1/2017		
Source of Loan	Stockholder	WIFA		
ACC Decision No.		75830		
Reason for Loan	Plant	Plant		
Dollar Amt. Issued	\$100,000	\$87,720		
Amount Outstanding	\$85,340	\$87,720		
Date of Maturity	2/1/2022	7/1/2037		
Interest Rate	6.00%	5.60%		
Current Year Interest	\$4,673	\$0		
Current Year Principal	\$14,660	\$0		

Meter Deposit Balance at Test Year End:	\$15,855
---	----------

Meter Deposits Refunded During the Test Year:	\$1,433
---	---------

List all bonds, notes, loans, and other types of indebtedness in which the proceeds were used in the provision of public utility service. Indebtedness incurred for personal uses by the owner of the utility should not be listed. Input 0 or none if there is nothing to report for that cell.

Water Utility Plant Description (Continued)			CUSTOMER METERS	
MAINS			Size (inches)	Quantity
Sizes (inches)	Material	Length (feet)		
2	PVC		3/4 X 3/4	1537
3	N/A		3/4	N/A
4	AIC PVC C900	148,274	1	3
5	N/A			
6	AIC PVC C900	62,490		
8	C900	12,220		
10	N/A		N/A	N/A
12	N/A			

For the following three items, list the utility owned assets in each category for each system.

TREATMENT EQUIPMENT:	
STRUCTURES:	1- Stick Built structure for booster pumps 1- Deck structure for Booster pumps 1- 250,000 GAL STORAGE TANK 1- 100,000 GAL STORAGE TANK
OTHER:	

Instructions: Fill out the Grey Cells with the relevant information. Input 0 or none if there is nothing recorded in that account or there is no applicable information to report. Copy and paste this sheet as many times as is necessary.

Water Use Data Sheet							
Name of the System:		0					
ADEQ Public Water System Number:		0					
Month	Number of Customers	Gallons Sold (thousands) ¹	Gallons Pumped (thousands) ²	Gallons Purchased (thousands) ³	Estimated Gallons Authorized Use (thousands) ⁴	Purchased Power Expense ⁵	Purchased Power (kWh) ⁶
January	1546	7,104,770	7,137,000				
February	1549	6,522,040	6,789,000				
March	1545	8,248,800	8,432,000				
April	1547	9,319,077	9,560,000				
May	1554	10,124,746	10,250,000				
June	1553	12,115,754	13,821,000				
July	1550	12,400,951	12,688,000				
August	1547	13,154,451	13,312,000				
September	1546	11,365,761	11,526,000				
October	1547	9,251,417	9,458,000				
November	1547	10,751,730	10,870,000				
December	1537	7,495,649	7,651,000				
Totals		117,425,000	121,794,000	0	0	\$0	0

If the system has fire hydrants, what is the fire flow requirements? GPM for hrs.

Does the system have chlorination treatment?

Is the Water Utility located in an ADWR Active Management Area (AMA)?
 If yes, which AMA?

Does the Company have an ADWR Gallons Per Capita Per Day (GPCPD) requirement?
 If yes, provide the GPCPD amount:

If applicable, in the space below please provide a description for all un-metered water use along with amounts:

Instructions: Fill out the Grey Cells with the relevant information. Input 0 or none if there is nothing recorded in that account or there is no applicable information to report.

- 1 Gallons sold - Total gallons from customer meters, and other sold gallons such as Construction water.
- 2 Gallons pumped - Total gallons from pumped sources.
- 3 Gallons purchased - Total gallons purchased from other sources.
- 4 Estimated gallons authorized use - Total estimated gallons from authorized metered or unmetered use. Authorized use such as flushing (mains, services and hydrants) draining/cleaning tanks, process, construction, fire fighting, etc.
- 5 Enter the total purchased power costs for the power meters associated with this system.
- 6 Enter the total purchased kWh used by the power meters associated with this system.

Golden Shores Water Company, Inc.
 Annual Report
 Utility Shutoffs / Disconnects
 12/31/17

ADEQ System No. : 0

Utility Shutoffs / Disconnects			
Month	Termination without Notice R14 2-410.B	Termination with Notice R14-2-410.C	Other
January		23	
February		4	
March		12	
April		7	
May		8	
June		6	
July		3	
August		8	
September		19	
October		13	
November		9	
December		8	
Total	0	120	0

Other (description):

Instructions: Fill out the Grey Cells with the relevant information. Input 0 or none if there is nothing recorded in that account or there is no applicable information to report.

Golden Shores Water Company, Inc.
Annual Report
Property Taxes
12/31/17

Property Taxes	
Amount of actual property taxes paid during Calendar Year 2017 was	\$23,024

If no property taxes paid, explain why.
None

Instructions: Fill out the Grey Cells with the relevent information. Input 0 or none if there is nothing recorded in that account or there is no applicable information to report.

Golden Shores Water Company, Inc.
Annual Report
Verification and Sworn Statement (Taxes)
12/31/17

Verification and Sworn Statement (Taxes)

RECEIVED

MAY 15 2018

Verification: State of Arizona I, the undersigned of the
(state name)

County of (county name): Mohave
Name (owner or official) title: Linda Wayland, President
Company name: Golden Shores Water Company, Inc.

ARIZONA CORP COMMISSION
UTILITIES DIVISION - DIRECTOR'S OFFICE

DO SAY THAT THIS ANNUAL UTILITY PROPERTY TAX AND SALES TAX REPORT TO THE ARIZONA CORPORATION COMMISSION.

FOR THE YEAR ENDING: 12/31/17

HAS BEEN PREPARED UNDER MY DIRECTION, FROM THE ORIGINAL BOOKS, PAPERS AND RECORDS OF SAID UTILITY; THAT I HAVE CAREFULLY EXAMINED THE SAME, AND DECLARE THE SAME TO BE A COMPLETE AND CORRECT STATEMENT OF BUSINESS AND AFFAIRS OF SAID UTILITY FOR THE PERIOD COVERED BY THIS REPORT IN RESPECT TO EACH AND EVERY MATTER AND THING SET FORTH, TO THE BEST OF MY KNOWLEDGE, INFORMATION AND BELIEF.

Sworn Statement: I HEREBY ATTEST THAT ALL PROPERTY TAXES FOR SAID COMPANY ARE CURRENT AND PAID IN FULL.

I HEREBY ATTEST THAT ALL SALES TAXES FOR SAID COMPANY ARE CURRENT AND PAID IN FULL.


Linda Wayland
signature of owner/official

(928) 768-3110
telephone no.

SUBSCRIBED AND SWORN TO BEFORE ME A NOTARY PUBLIC
IN AND FOR THE COUNTY

THIS 10th DAY OF Mohave May, 2018
(county name) (month) and (year)

MY COMMISSION EXPIRES March 13, 2020
(date)



Rose A. Wian
(signature of notary public)

Verification and Sworn Statement

Verification:

State of Arizona I, the undersigned of the
(state name)
County of (county name): MoHAVE
Name (owner or official) title: Linda Wayland, President
Company name: Golden Shores Water Company, Inc.

RECEIVED

MAY 15 2018

ARIZONA CORP COMMISSION
UTILITIES DIVISION - DIRECTOR'S OFFICE

DO SAY THAT THIS ANNUAL UTILITY PROPERTY TAX AND SALES TAX REPORT TO THE ARIZONA CORPORATION COMMISSION.

FOR THE YEAR ENDING: 12/31/17

HAS BEEN PREPARED UNDER MY DIRECTION, FROM THE ORIGINAL BOOKS, PAPERS AND RECORDS OF SAID UTILITY; THAT I HAVE CAREFULLY EXAMINED THE SAME, AND DECLARE THE SAME TO BE A COMPLETE AND CORRECT STATEMENT OF BUSINESS AND AFFAIRS OF SAID UTILITY FOR THE PERIOD COVERED BY THIS REPORT IN RESPECT TO EACH AND EVERY MATTER AND THING SET FORTH, TO THE BEST OF MY KNOWLEDGE, INFORMATION AND BELIEF.

Sworn Statement: IN ACCORDANCE WITH THE REQUIREMENTS OF TITLE 40, ARTICLE 8, SECTION 40-401, ARIZONA REVISED STATUTES, IT IS HEREBIN REPORTED THAT THE GROSS OPERATING REVENUE OF SAID UTILITY DERIVED FROM ARIZONA INTRASTATE UTILITY OPERATIONS DURING THE CALENDAR YEAR WAS:

Arizona Intrastate Gross Operating Revenues Only (\$) \$674,508
(The amount in the box above includes \$34,775 in sales taxes billed or collected)


Linda Wayland
signature of owner/official

(928) 768-3110
telephone no.

SUBSCRIBED AND SWORN TO BEFORE ME A NOTARY PUBLIC
IN AND FOR THE COUNTY

THIS 10th DAY OF MAY 2018
(month) and (year)

MY COMMISSION EXPIRES MARCH 3, 2020
(date)


Rose A. Wian
signature of notary public

Verification and Sworn Statement (Residential Revenue)

RECEIVED

MAY 15 2018

Verification:

State of Arizona I, the undersigned of the
(state name)

County of (county name):

MoHAVE

Name (owner or official) title:

Linda Wayland, President

Company name:

Golden Shores Water Company, Inc.

ARIZONA CORP COMMISSION
UTILITIES DIVISION - DIRECTOR'S OFFICE

DO SAY THAT THIS ANNUAL UTILITY PROPERTY TAX AND SALES TAX REPORT TO THE ARIZONA CORPORATION COMMISSION.

FOR THE YEAR ENDING: 12/31/17

HAS BEEN PREPARED UNDER MY DIRECTION, FROM THE ORIGINAL BOOKS, PAPERS AND RECORDS OF SAID UTILITY; THAT I HAVE CAREFULLY EXAMINED THE SAME, AND DECLARE THE SAME TO BE A COMPLETE AND CORRECT STATEMENT OF BUSINESS AND AFFAIRS OF SAID UTILITY FOR THE PERIOD COVERED BY THIS REPORT IN RESPECT TO EACH AND EVERY MATTER AND THING SET FORTH, TO THE BEST OF MY KNOWLEDGE, INFORMATION AND BELIEF.

Sworn Statement: IN ACCORDANCE WITH THE REQUIREMENTS OF TITLE 40, ARTICLE 8, SECTION 40-401, ARIZONA REVISED STATUTES, IT IS HEREIN REPORTED THAT THE GROSS OPERATING REVENUE OF SAID UTILITY DERIVED FROM ARIZONA INTRASTATE UTILITY OPERATIONS RECEIVED FROM RESIDENTIAL CUSTOMERS DURING THE CALENDAR YEAR WAS:

Arizona Intrastate Gross Operating Revenues Only (\$)

\$654,205

(The amount in the box above includes

\$33,728 in sales taxes

billed or collected)

Linda Wayland
signature of owner/official

(928) 768-3110

telephone no.

SUBSCRIBED AND SWORN TO BEFORE ME A NOTARY PUBLIC
IN AND FOR THE COUNTY

MOHAVE
(county name)

THIS

10th

DAY OF

May 2018
(month) and (year)

MY COMMISSION EXPIRES

March 13, 2020



ROSE A. WIAN (date)
Notary Public - State of Arizona
MOHAVE COUNTY
My Commission Expires
March 13, 2020

Rose A. Wian
(signature of notary public)