

RECEIVED  
UTILITIES DIVISION  
2019 MAY 29 A 11:10  
ARIZONA  
CORPORATION COMMISSION

**ANNUAL REPORT**

Of

Company Name:   
PO Box 37

Mailing Address: Topock AZ  
86436

Docket No.:   
For the Year Ended:

**WATER UTILITY**

To

Arizona Corporation Commission

**Due on April 15th**

Email: [rdefuente@azcc.gov](mailto:rdefuente@azcc.gov), mail or deliver the completed Annual Report to:  
Arizona Corporation Commission  
Compliance Section - Utilities Division  
1200 West Washington Street  
Phoenix, Arizona 85007

Application Type:   
Application Date:

6-25-19

ARIZONA CORPORATION COMMISSION  
WATER UTILITY ANNUAL REPORT  
Golden Shores Water Company, Inc.  
A Class  Utility

1. For the Calendar Year Ended:

2. Address:   
City:  State:  Zip Code:

3. Telephone Number:

4. Date of Original Organization of Utility:

5. Person to whom correspondence should be addressed concerning this report:

Name:   
Telephone No. :   
Address:   
City:  State:  Zip Code:   
Email:

6. On-Site Manager:

Name:   
Telephone No. :   
Address:   
City:  State:  Zip Code:   
Email:

7. Ownership:

8. Counties Served:

  
Certified Public Accountants

To the Board of Directors of  
Golden Shores Water Company, Inc.  
Topock, Arizona

Management is responsible for the accompanying financial statements of Golden Shores Water Company, Inc. (a corporation), which comprise the balance sheets as of December 31, 2018 and 2017, and the related comparative income statements for the years then ended included in the accompanying prescribed form in accordance with the accounting principles generally accepted in the United States of America. We have performed a compilation engagement in accordance with Statements on Standards for Accounting and Review Services promulgated by the Accounting and Review Services Committee of the AICPA. We did not audit or review the financial statements included in the accompanying prescribed form nor were we required to perform any procedures to verify the accuracy or completeness of the information provided by management. Accordingly, we do not express an opinion, a conclusion, nor provide any form of assurance on the financial statements included in the accompanying prescribed form.

These financial statements included in the accompanying prescribed form are presented in accordance with the requirements of the Arizona Corporation Commission, and are not intended to be a presentation in accordance with accounting principles generally accepted in the United States of America.

The supplementary information contained in pages 2-4 and 8-17 of the prescribed form is presented for purposes of additional analysis and is not a required part of the basic financial statements. Such information is the responsibility of management. The supplementary information contained in pages 2-4, 9, and 14-17 was subject to our compilation engagement. We have not audited or reviewed this supplementary information. The supplementary information contained in pages 8 and 10-13 was not subject to our compilation engagement. We do not express an opinion, a conclusion, nor provide any assurance on any supplementary information.

We are not independent with respect to Golden Shores Water Company, Inc., as of and for the years ended December 31, 2018 and 2017, because we performed certain accounting services that impaired our independence.

This report is intended solely for the information and use of Golden Shores Water Company, Inc. and the Arizona Corporation Commission, and is not intended to be and should not be used by anyone other than these specified parties.

*Ullmann & Company*

ULLMANN & COMPANY, P.C.  
Certified Public Accountants

May 10, 2019

Golden Shores Water Company, Inc.  
Annual Report  
Utility Plant in Service (Water)  
12/31/18

Utility Plant in Service (Water)							
Account No.	Description	Beginning Year Original Cost	Current Year Additions	Current Year Retirements	Adjusted Original Cost	Accumulated Depreciation	OCLD (OC less AD)
301	Organization	\$0	\$0	\$0	\$0	\$0	\$0
302	Franchises	0	0	0	0	0	0
303	Land and Land Rights	1,800	0	0	1,800	0	1,800
304	Structures and Improvements	51,926	24,304	0	76,230	34,012	42,218
305	Collecting & Improving Reservoirs	0	0	0	0	0	0
306	Lake, River, Canal Intakes	0	0	0	0	0	0
307	Wells and Springs	469,816	0	0	469,816	321,096	148,720
308	Infiltration Galleries	0	0	0	0	0	0
309	Supply Mains	0	0	0	0	0	0
310	Power Generation Equipment	1,106	0	0	1,106	150	956
311	Pumping Equipment	139,670	6,970	0	146,640	91,808	54,832
320	Water Treatment Equipment	0	0	0	0	0	0
320.1	Water Treatment Plants	0	0	0	0	0	0
320.2	Solution Chemical Feeders	0	0	0	0	0	0
320.3	Point-of-Use Treatment Devices	0	0	0	0	0	0
330	Distribution Reservoirs and Standpipes	0	0	0	0	0	0
330.1	Storage Tanks	73,035	5,297	0	78,332	55,747	22,585
330.2	Pressure Tanks	0	0	0	0	0	0
331	Transmission and Distribution Mains	590,297	14,909	0	605,206	504,066	101,140
333	Services	68,397	0	0	68,397	67,062	1,335
334	Meters and Meter Installations	373,308	165,235	28,650	509,893	234,653	275,240
335	Hydrants	1,971	0	0	1,971	1,890	81
336	Backflow Prevention Devices	0	0	0	0	0	0
339	Other Plant and Misc. Equipment	627	18,000	0	18,627	797	17,830
340	Office Furniture and Equipment	12,717	445	0	13,162	12,461	701
340.1	Computer & Software	0	0	0	0	0	0
341	Transportation Equipment	135,346	8,597	0	143,943	102,939	41,004
342	Stores Equipment	0	0	0	0	0	0
343	Tools, Shop and Garage Equipment	37,488	6,655	0	44,143	17,258	26,885
344	Laboratory Equipment	0	0	0	0	0	0
345	Power Operated Equipment	59,050	0	0	59,050	52,423	6,627
346	Communication Equipment	1,834	0	0	1,834	1,834	0
347	Miscellaneous Equipment	6,944	0	0	6,944	6,944	0
348	Other Tangible Plant	27,929	0	0	27,929	27,929	0
	<b>Totals</b>	<b>\$2,053,261</b>	<b>\$250,412</b>	<b>\$28,650</b>	<b>\$2,275,023</b>	<b>\$1,533,069</b>	<b>\$741,954</b>

**Instructions:** Fill out the Grey Cells with the relevant information. Input 0 or none if there is nothing recorded in that account or there is no applicable information to report.

Golden Shores Water Company, Inc.  
Annual Report  
Depreciation Expense for the Current Year (Water)  
12/31/18

Depreciation Expense for the Current Year (Water)								
Account No.	Description	Beginning Year Original Cost	Current Year Additions	Current Year Retirements	Adjusted Original Cost	Fully Depreciated/Non-depreciable Plant	Depreciation Percentages	Depreciation Expense
301	Organization	\$0	\$0	\$0	\$0	\$0	0.00%	\$0
302	Franchises	0	0	0	0	0	0.00%	0
303	Land and Land Rights	1,800	0	0	1,800	1,800	0.00%	0
304	Structures and Improvements	51,926	24,304	0	76,230	0	3.33%	2,134
305	Collecting & Improving Reservoirs	0	0	0	0	0	2.50%	0
306	Lake, River, Canal Intakes	0	0	0	0	0	0.00%	0
307	Wells and Springs	469,816	0	0	469,816	0	3.33%	15,645
308	Infiltration Galleries	0	0	0	0	0	0.00%	0
309	Supply Mains	0	0	0	0	0	0.00%	0
310	Power Generation Equipment	1,106	0	0	1,106	0	5.00%	55
311	Pumping Equipment	139,670	6,970	0	146,640	0	12.50%	17,894
320	Water Treatment Equipment	0	0	0	0	0	0.00%	0
320.1	Water Treatment Plants	0	0	0	0	0	0.00%	0
320.2	Solution Chemical Feeders	0	0	0	0	0	0.00%	0
320.3	Point-of-Use Treatment Devices	0	0	0	0	0	0.00%	0
330	Distribution Reservoirs and Standpipes	0	0	0	0	0	0.00%	0
330.1	Storage Tanks	73,035	5,297	0	78,332	0	2.22%	1,680
330.2	Pressure Tanks	0	0	0	0	0	0.00%	0
331	Transmission and Distribution Mains	590,297	14,909	0	605,206	0	2.00%	11,955
333	Services	68,397	0	0	68,397	0	3.33%	2,278
334	Meters and Meter Installations	373,308	165,235	28,650	509,893	0	8.33%	36,785
335	Hydrants	1,971	0	0	1,971	0	2.00%	39
336	Backflow Prevention Devices	0	0	0	0	0	0.00%	0
339	Other Plant and Misc. Equipment	627	18,000	0	18,627	0	6.67%	642
340	Office Furniture and Equipment	12,717	445	0	13,162	12,288	20.00%	130
340.1	Computer & Software	0	0	0	0	0	0.00%	0
341	Transportation Equipment	135,346	8,597	0	143,943	51,784	20.00%	17,572
342	Stores Equipment	0	0	0	0	0	0.00%	0
343	Tools, Shop and Garage Equipment	37,488	6,655	0	44,143	0	5.00%	2,041
344	Laboratory Equipment	0	0	0	0	0	0.00%	0
345	Power Operated Equipment	59,050	0	0	59,050	0	5.00%	2,953
346	Communication Equipment	1,834	0	0	1,834	1,834	10.00%	0
347	Miscellaneous Equipment	6,944	0	0	6,944	230	10.00%	671
348	Other Tangible Plant	27,929	0	0	27,929	27,929	10.00%	0
	<b>Subtotal</b>	<b>\$2,053,261</b>	<b>\$250,412</b>	<b>\$28,650</b>	<b>\$2,275,023</b>	<b>\$95,865</b>		<b>\$112,475</b>

Contribution(s) in Aid of Construction (Gross)	\$433,374
Less: Non Amortizable Contribution(s)	128,675
Fully Amortized Contribution(s)	0
Amortizable Contribution(s)	\$304,699
Times: Proposed Amortization Rate	5.19%
<b>Amortization of CIAC</b>	<b>\$15,815</b>

Less: Amortization of CIAC

**DEPRECIATION EXPENSE**

**Instructions:** Fill out the Grey Cells with the relevant information. Input 0 or none if there is nothing recorded in that account or there is no applicable information to report.

Golden Shores Water Company, Inc.  
 Annual Report  
 Balance Sheet Assets  
 12/31/18

Balance Sheet Assets				
	Assets		Balance at Beginning of Year (2018)	Balance at End of Year (2018)
Account No.	<b>Current and Accrued Assets</b>			
131	Cash		\$64,093	\$96,605
134	Working Funds		0	0
135	Temporary Cash Investments		0	0
141	Customer Accounts Receivable		35,635	34,038
146	Notes Receivable from Associated Companies		0	0
151	Plant Material and Supplies		25,611	86,885
162	Prepayments		4,731	1,899
174	Miscellaneous Current and Accrued Assets		37,145	4,963
	<b>Total Current and Accrued Assets</b>		<b>\$167,215</b>	<b>\$224,390</b>
Account No.	<b>Fixed Assets</b>			
101	Utility Plant in Service*		\$2,053,261	\$2,275,023
103	Property Held for Future Use		30,785	30,785
105	Construction Work in Progress		0	0
108	Accumulated Depreciation (enter as negative)*		(1,449,244)	(1,533,069)
121	Non-Utility Property		0	0
122	Accumulated Depreciation - Non Utility		0	0
	<b>Total Fixed Assets</b>		<b>\$634,802</b>	<b>\$772,739</b>
	<b>Total Assets</b>		<b>\$802,017</b>	<b>\$997,129</b>

**Instructions:** Fill out the Grey Cells with the relevant information. Input 0 or none if there is nothing recorded in that account or there is no applicable information to report.

\*Note these items feed automatically from AR3 UPIS Page 3

Golden Shores Water Company, Inc.  
Annual Report  
Balance Sheet Liabilities and Owners Equity

<b>Balance Sheet Liabilities and Owners Equity</b>				
	<b>Liabilities</b>		<b>Balance at Beginning of Year (2018)</b>	<b>Balance at End of Year (2018)</b>
<b>Account No.</b>	<b>Current Liabilities</b>			
231	Accounts Payable		\$17,236	\$17,617
232	Notes Payable (Current Portion)		20,848	28,104
234	Notes Payable to Associated Companies		0	0
235	Customer Deposits		24,210	23,220
236	Accrued Taxes		41,672	52,985
237	Accrued Interest		901	0
242	Miscellaneous Current and Accrued Liabilities		1,594	982
	<b>Total Current Liabilities</b>		<b>\$106,461</b>	<b>\$122,908</b>
	<b>Long Term Debt</b>			
224	Long Term Debt (Notes and Bonds)		\$152,212	\$123,884
	<b>Deferred Credits</b>			
251	Unamortized Premium on Debt		\$0	\$0
252	Advances in Aid of Construction		15,855	18,082
255	Accumulated Deferred Investment Tax Credits		0	0
271	Contributions in Aid of Construction		176,024	433,374
272	Less: Amortization of Contributions		(94,652)	(110,467)
281	Accumulated Deferred Income Tax		0	34,595
	<b>Total Deferred Credits</b>		<b>\$97,227</b>	<b>\$375,584</b>
	<b>Total Liabilities</b>		<b>\$355,900</b>	<b>\$622,376</b>
	<b>Capital Accounts</b>			
201	Common Stock Issued		\$20,000	\$20,000
211	Other Paid-In Capital		31,155	31,155
215	Retained Earnings		394,962	323,598
218	Proprietary Capital (Sole Props and Partnerships)		0	0
	<b>Total Capital</b>		<b>\$446,117</b>	<b>\$374,753</b>
	<b>Total Liabilities and Capital</b>		<b>\$802,017</b>	<b>\$997,129</b>

**Instructions:** Fill out the Grey Cells with the relevant information. Input 0 or none if there is nothing recorded in that account or there is no applicable information to report.

**Note:** Total liabilities and Capital must match total assets for the beginning and end of the year!

Golden Shores Water Company, Inc.  
Annual Report  
Water Comparative Income Statement  
12/31/18

<b>Water Comparative Income Statement</b>			
Account No.	Calendar Year	Current Year 01/01/2018 - 12/31/2018	Last Year 01/01/2017 - 12/31/2017
	<b>Operating Revenue</b>		
461	Metered Water Revenue	\$617,802	\$600,467
460	Unmetered Water Revenue	0	0
462	Fire Protection Revenue	0	0
469	Guaranteed Revenues (Surcharges)	0	0
471	Miscellaneous Service Revenues	37,475	39,266
474	Other Water Revenue	0	0
	<b>Total Revenues</b>	<b>\$655,277</b>	<b>\$639,733</b>
	<b>Operating Expenses</b>		
601	Salaries and Wages	\$323,582	\$298,722
604	Employee Pensions and Benefits	0	0
610	Purchased Water	0	0
615	Purchased Power	48,443	53,944
618	Chemicals	5,481	11,980
620	Materials and Supplies	4,817	148
620.1	Repairs and Maintenance	11,880	5,083
620.2	Office Supplies and Expense	8,947	3,554
630	Contractual Services	0	0
631	Contractual Services -Engineering	0	0
632	Contractual Services - Accounting	12,089	12,222
633	Contractual Services - Legal	205	3,131
634	Contractual Services - Management Fees	0	0
635	Contractual Services - Water Testing	0	0
636	Contractual Services - Other	3,701	3,109
640	Rents	0	0
641	Rental of Building/Real Property	7,250	5,200
642	Rental of Equipment	0	0
650	Transportation Expenses	19,326	17,089
657	Insurance - General Liability	9,657	17,630
657.1	Insurance - Health and Life	15,293	12,128
665	Regulatory Commission Expense - Rate	1,277	2,037
670	Bad Debt Expense	0	0
675	Miscellaneous Expense	31,352	26,086
403	Depreciation Expense (From Schedule AR4)	96,660	85,556
408	Taxes Other Than Income	26,775	24,077
408.11	Property Taxes	24,540	24,257
409	Income Taxes	69,531	(2,745)
427.1	Customer Security Deposit Interest	0	0
	<b>Total Operating Expenses</b>	<b>\$720,806</b>	<b>\$603,208</b>
	<b>Operating Income / (Loss)</b>	<b>(\$65,529)</b>	<b>\$36,525</b>
	<b>Other Income / (Expense)</b>		
419	Interest and Dividend Income	\$69	\$11
421	Non-Utility Income	0	0
426	Miscellaneous Non-Utility (Expense)	0	0
427	Interest (Expense)	(5,904)	(6,185)
	<b>Total Other Income / (Expense)</b>	<b>(\$5,835)</b>	<b>(\$6,174)</b>
	<b>Net Income / (Loss)</b>	<b>(\$71,364)</b>	<b>\$30,351</b>

**Instructions:** Fill out the Grey Cells with the relevant information. Input 0 or none if there is nothing recorded in that account or there is no applicable information to report.



Golden Shores Water Company,  
Annual Report

Inc.

Full time equivalent employees  
12/31/18

Full time equivalent employees			
	Direct Company	Outside service	Total
President	1		1.0
Vice-president	1		1.0
Manager			0.0
Engineering Staff			0.0
System Operator(s)	1		1.0
Meter reader	1		1.0
Customer Service			0.0
Accounting			0.0
Business Office	1		1.0
Rates Department			0.0
Administrative Staff			0.0
Other			0.0
Total	5.0	0.0	5.0

Instructions: Fill out the Grey Cells with the relevant information. Input 0 or none if there is nothing recorded in that account or there is no applicable information to report. A full-time employee is based on 2080 total hours per year. Please calculate partial employees using 2080 hours.

Golden Shores Water Company, Inc.  
 Annual Report  
 Supplemental Financial Data (Long-Term Debt)  
 12/31/18

Supplemental Financial Data (Long-Term Debt)				
	Loan #1	Loan #2	Loan #3	Loan #4
Date Issued	1/20/2017	7/1/2017		
Source of Loan	Stockholder	WIFA		
ACC Decision No.		75830		
Reason for Loan	Plant	Plant		
Dollar Amt. Issued	\$100,000	\$92,590		
Amount Outstanding	\$66,756	\$85,232		
Date of Maturity	2/1/2022	7/1/2037		
Interest Rate	6.00%	5.60%		
Current Year Interest	\$4,615	\$1,117		
Current Year Principal	\$18,584	\$7,358		

Meter Deposit Balance at Test Year End:	\$18,082
---	----------

Meter Deposits Refunded During the Test Year:	\$1,773
---	---------

*List all bonds, notes, loans, and other types of indebtedness in which the proceeds were used in the provision of public utility service. Indebtedness incurred for personal uses by the owner of the utility should not be listed. Input 0 or none if there is nothing to report for that cell.*

Well and Water Usage									
Name of the System:									
ADEQ Public Water System Number:									
ADWR PCC Number:									
Well registry 55# (55-XXXXXX):	Pump Horsepower	Pump Yield (gpm)	Casing Depth (feet)	Casing Diameter (inches)	Pump Motor Type **	Year Drilled	Meter Size (inches)	How measured:	Active
55-596721	75	600 gpm	600	12"	Submerge	1999	6"		Y
55-205965	100	1000 gpm	600	12"	Submerge	2004	8"		Y

Name of system water delivered to: \_\_\_\_\_

ADWR PCC Number: \_\_\_\_\_

Source of water delivered to another system: \_\_\_\_\_

Name of system water received from: \_\_\_\_\_

ADWR PCC Number: \_\_\_\_\_

Source of water received: \_\_\_\_\_

Well registry 55# (55-XXXXXX): \_\_\_\_\_

Month	Water withdrawn (acre ft) <sup>1</sup>	Water sold (acre ft) <sup>2</sup>	Water delivered (sold) to other systems (acre ft) <sup>3</sup>	Water received (purchased) from other systems (acre ft) <sup>4</sup>	Estimated authorized use (acre ft) <sup>5</sup>	Purchased Power Expense <sup>6</sup>	Purchased Power (kWh) <sup>7</sup>
January	23.750	23.351					
February	23.381	23.176					
March	24.093	23.753					
April	27.644	27.219					
May	32.291	32.819					
June	36.409	35.985					
July	33.865	33.370					
August	42.629	42.023					
September	33.619	32.437					
October	31.560	30.849					
November	25.447	25.372					
December	20.447	19.582					
Totals	355.14	349.93	0	0	0	50	0

If applicable, in the space below please provide a description for all un-metered water use along with amounts:

Instructions: Fill out the Grey Cells with the relevant information. Input 0 or none if there is nothing recorded in that account or there is no applicable information to report

1 Water withdrawn - Total acre feet of water withdrawn from pumped sources.  
 2 Water sold - Total acre feet from customer meters, and other sales such as construction water.  
 3 Water delivered (sold) to other systems - Total acre feet of water delivered to other systems.  
 4 Water received (purchased) from other systems - Total acre feet of water purchased/received from other systems.  
 5 Estimated authorized use - Total estimated acre feet from authorized metered or unmetered use. Authorized uses such as flushing (mains, services and hydrants) draining/cleaning tanks process, construction, fire fighting, etc. Non-authorized use (real losses) are service line breaks and leaks, water main breaks, meter inaccuracies and theft.  
 6 Enter the total purchased power costs for the power meters associated with this system.  
 7 Enter the total purchased kWh used by the power meters associated with this system.

Water Utility Plant Description		
Name of the System:	0	
ADEQ Public Water System Number:		
ADWR PCC Number:		

MAINS		
Sizes (inches)	Material	Length (feet)
2	PVC	
3	N/A	
4	Alc PVC C900	149,274
5	N/A	
6	Alc PVC C900	68,490
8	C900	6820
10	N/A	
12	N/A	

CUSTOMER METERS	
Size (inches)	Quantity
5/8 x 3/4	1541
3/4	N/A
1	3
2	1

SERVICE LINES	
Material	Percent of system
3/4" Poly (CTS)	80
3/4 PVC (SCH80)	20

BOOSTER PUMPS		
Horsepower	GPM	Quantity
20		3
VFD		2

FIRE HYDRANTS	
Type	Quantity
Standard *	42
Other	N/A

STORAGE TANKS		
Capacity (gallons)	Material	Quantity
250,000	Steel - Epoxy	1
100,000	Steel - Epoxy	1

PRESSURE/BLADDER TANKS		
Capacity (gallons)	Material	Quantity
8000		2
10,000		1
46		1

**Instructions:** Fill out the Grey Cells with the relevant information. Input 0 or none if there is nothing recorded in that account or there is no applicable information to report. Copy and paste this sheet as many times as is necessary

\* A standard fire hydrant has two 2.5 inch hose connection nozzles with 7.5 threads per inch, and one 4.5 inch pumper connection nozzle with 4 threads per inch.

**Water Utility Plant Description (Continued)**

For the following three items, list the utility owned assets in each category for each system.

<b>TREATMENT EQUIPMENT:</b>	N/A
-----------------------------	-----

<b>STRUCTURES:</b>	N/A
--------------------	-----

<b>OTHER:</b>	—
---------------	---

Customer and Other Information	
Name of the System:	0
ADEQ Public Water System Number:	
ADWR PCC Number:	

Month	Number of Customers				Other Non-Residential
	Single-Family	Multi-Family	Commercial	Turf/Irrigation	
January	1535	1		—	
February	1537	1		—	
March	1534	1		—	
April	1532	1		—	
May	1543	1		—	
June	1539	1		—	
July	1533	1		—	
August	1535	1		—	
September	1524	1		—	
October	1518	1		—	
November	1519	1		—	
December	1557	1		—	

If the system has fire hydrants, what is the fire flow requirements?  GPM for  hrs.

Does the system have chlorination treatment?

Does the Company have an ADWR Gallons Per Capita Per Day (GPCPD) requirement?   
 If yes, provide the GPCPD amount:

Is the Water Utility located in an ADWR Active Management Area (AMA)?   
 If yes, which AMA?

**Instructions:** Fill out the Grey Cells with the relevant information. Input 0 or none if there is nothing recorded in that account or there is no applicable information to report. Copy and paste this sheet as many times as is necessary

Golden Shores Water Company, Inc.  
Annual Report  
Property Taxes  
12/31/18

Property Taxes	
Amount of actual property taxes paid during Calendar Year 2018 was	\$24,399

If no property taxes paid, explain why.

**Instructions:** Fill out the Grey Cells with the relevant information. Input 0 or none if there is nothing recorded in that account or there is no applicable information to report.

AMENDED

Golden Shores Water Company, Inc.  
Annual Report  
Verification and Sworn Statement (Taxes)  
12/31/18

Verification and Sworn Statement (Taxes)

Verification: State of Arizona I, the undersigned of the  
(state name)

County of (county name): Mohave  
Name (owner or official) title: Mark Sparks, Vice-President  
Company name: Golden Shores Water Company, Inc.

DO SAY THAT THIS ANNUAL UTILITY PROPERTY TAX AND SALES TAX REPORT TO THE ARIZONA CORPORATION COMMISSION.

FOR THE YEAR ENDING: 12/31/18

HAS BEEN PREPARED UNDER MY DIRECTION, FROM THE ORIGINAL BOOKS, PAPERS AND RECORDS OF SAID UTILITY; THAT I HAVE CAREFULLY EXAMINED THE SAME, AND DECLARE THE SAME TO BE A COMPLETE AND CORRECT STATEMENT OF BUSINESS AND AFFAIRS OF SAID UTILITY FOR THE PERIOD COVERED BY THIS REPORT IN RESPECT TO EACH AND EVERY MATTER AND THING SET FORTH, TO THE BEST OF MY KNOWLEDGE, INFORMATION AND BELIEF.

Sworn Statement: I HEREBY ATTEST THAT ALL PROPERTY TAXES FOR SAID COMPANY ARE CURRENT AND PAID IN FULL.

I HEREBY ATTEST THAT ALL SALES TAXES FOR SAID COMPANY ARE CURRENT AND PAID IN FULL.

*Mark Sparks*  
signature of owner/official


(928) 768-3110  
telephone no.

RECEIVED  
UTILITIES DIVISION  
2019 MAY 29 A 11:10  
ARIZONA CORPORATION COMMISSION

SUBSCRIBED AND SWORN TO BEFORE ME A NOTARY PUBLIC  
IN AND FOR THE COUNTY

THIS 16<sup>th</sup> DAY OF Mohave  
(county name)  
May, 2019  
(month) and (year)

MY COMMISSION EXPIRES 3-24-23  
(date)



*Sarina Winne*  
(signature of notary public)



Verification and Sworn Statement

Verification:

State of Arizona I, the undersigned of the  
(state name)  
County of (county name): Mohave  
Name (owner or official) title: Mark Sparks, Vice-President  
Company name: Golden Shores Water Company, Inc.

DO SAY THAT THIS ANNUAL UTILITY PROPERTY TAX AND SALES TAX REPORT TO THE ARIZONA CORPORATION COMMISSION.

FOR THE YEAR ENDING: 12/31/18

HAS BEEN PREPARED UNDER MY DIRECTION, FROM THE ORIGINAL BOOKS, PAPERS AND RECORDS OF SAID UTILITY; THAT I HAVE CAREFULLY EXAMINED THE SAME, AND DECLARE THE SAME TO BE A COMPLETE AND CORRECT STATEMENT OF BUSINESS AND AFFAIRS OF SAID UTILITY FOR THE PERIOD COVERED BY THIS REPORT IN RESPECT TO EACH AND EVERY MATTER AND THING SET FORTH, TO THE BEST OF MY KNOWLEDGE, INFORMATION AND BELIEF.

Sworn Statement: IN ACCORDANCE WITH THE REQUIREMENTS OF TITLE 40, ARTICLE 8, SECTION 40-401, ARIZONA REVISED STATUTES, IT IS HEREIN REPORTED THAT THE GROSS OPERATING REVENUE OF SAID UTILITY DERIVED FROM ARIZONA INTRASTATE UTILITY OPERATIONS DURING THE CALENDAR YEAR WAS:

RECEIVED  
UTILITIES DIVISION  
2019 MAY 29 A 11:10  
ARIZONA CORPORATION  
COMMISSION

Arizona Intrastate Gross Operating Revenues Only (\$)

\$689,731

(The amount in the box above includes

\$34,454 in sales taxes  
billed or collected)


Mark Sparks  
signature of owner/official

(928) 768-3110  
telephone no.

SUBSCRIBED AND SWORN TO BEFORE ME A NOTARY PUBLIC  
IN AND FOR THE COUNTY Mohave

THIS 16<sup>th</sup> DAY OF May, 2019  
(month) and (year)

MY COMMISSION EXPIRES 3-24-23  
(date)



Sarina Winne  
(signature of notary public)

Verification and Sworn Statement (Residential Revenue)

Verification:

State of Arizona I, the undersigned of the  
(state name)

County of (county name): Mohave  
Name (owner or official) title: Mark Sparks, Vice-President  
Company name: Golden Shores Water Company, Inc.

DO SAY THAT THIS ANNUAL UTILITY PROPERTY TAX AND SALES TAX REPORT TO THE ARIZONA CORPORATION COMMISSION.

FOR THE YEAR ENDING: 12/31/18

HAS BEEN PREPARED UNDER MY DIRECTION, FROM THE ORIGINAL BOOKS, PAPERS AND RECORDS OF SAID UTILITY; THAT I HAVE CAREFULLY EXAMINED THE SAME, AND DECLARE THE SAME TO BE A COMPLETE AND CORRECT STATEMENT OF BUSINESS AND AFFAIRS OF SAID UTILITY FOR THE PERIOD COVERED BY THIS REPORT IN RESPECT TO EACH AND EVERY MATTER AND THING SET FORTH, TO THE BEST OF MY KNOWLEDGE, INFORMATION AND BELIEF.

Sworn Statement: IN ACCORDANCE WITH THE REQUIREMENTS OF TITLE 40, ARTICLE 8, SECTION 40-401, ARIZONA REVISED STATUTES, IT IS HEREIN REPORTED THAT THE GROSS OPERATING REVENUE OF SAID UTILITY DERIVED FROM ARIZONA INTRASTATE UTILITY OPERATIONS RECEIVED FROM RESIDENTIAL CUSTOMERS DURING THE CALENDAR YEAR WAS:

Arizona Intrastate Gross Operating Revenues Only (\$)

\$671,453  
(The amount in the box above includes  
\$33,541 in sales taxes  
billed or collected)

*Mark Sparks*

signature of owner/official

(928) 768-3110

telephone no.


RECEIVED  
UTILITIES DIVISION  
2019 MAY 29 A 11:10  
ARIZONA CORPORATION  
COMMISSION

SUBSCRIBED AND SWORN TO BEFORE ME A NOTARY PUBLIC  
IN AND FOR THE COUNTY

Mohave  
(county name)

THIS 16<sup>th</sup> DAY OF May, 2019  
(month) and (year)

MY COMMISSION EXPIRES 3-24-23  
(date)



*Sarina Winne*  
(signature of notary public)

# CHASE for BUSINESS

Printed from Chase for Business

Check

Front

<i>Golden Shores Water Company Inc.</i> Quality Water on Tap PO Box 37 Topock, AZ 86436 (928) 768-3110		100483
DATE <u>11/1/18</u>		91-2-1221
PAY TO THE ORDER OF <u>Mohave County Treasurer</u>		\$ <u>12,202<sup>75</sup></u>
<u>Twelve thousand two hundred two &amp; 75/100</u>		DOLLARS
FOR <u>91431272</u>	<u>Eileen Spink</u>	
CHASE JPMorgan Chase Bank, N.A. www.Chase.com		
⑈ 100483 ⑆ ⑆ 22100024 ⑆		022944395 ⑆

Back

B 29 T 11  
Nov 09 2018 For Deposit Only

Post date  
Nov 14, 2018

Check #  
100483

Check amount  
\$12,202.75

# CHASE for BUSINESS

Printed from Chase for Business

Check

Front

Golden Shores Water Company Inc.  
Quality Water on Tap  
PO Box 37  
Topock, AZ 86436  
(928) 768-3110

100424

DATE 4/25/18 91-2-1221

PM 4/27/18 SX

Mohave County Treasurer

PAY TO THE ORDER OF  
Twelve thousand sixty one & 83/100

\$ 12061.83

DOLLARS

FOR R0254472

CHASE  
JPMorgan Chase Bank, N.A.  
www.Chase.com

022944395

000424 2200024 022944395

0602968

Back

B 14 T 22  
May 03 2018 For Deposit Only

CSC 22 009933 88

Post date  
May 4, 2018

Check #  
100424

Check amount  
\$12,061.83



# Mohave County Treasury

## Receipt of Tax Payment

<b>Account</b>	<b>Parcel Number</b>	<b>Receipt Date</b>	<b>Effective Date</b>	<b>Receipt Number</b>
R0254472	91431272	Nov 14, 2018	Nov 1, 2018	11-14-2018-99-57182

GOLDEN SHORES WATER CO INC  
 PO BOX 37  
 PO BOX 37  
 TOPOCK, AZ 86436

<b>Situs Address</b>	<b>Payor</b>				
<b>Legal Description</b>					
OPERATING CVP PROPERTY					
<b>Payments Received</b>					
Creditron - Electronically Processed	\$12,202.75				
Check Number 00290011					
<b>Payments Applied</b>					
Year	Charges	Billed	Prior Payments	New Payments	Balance
2018	Tax Charge	\$24,379.24	\$0.00	\$12,189.62	\$12,189.62
2018	Special Assessment	\$15.00	\$0.00	\$7.50	\$7.50
2018	Special Assessment	\$11.26	\$0.00	\$5.63	\$5.63
				\$12,202.75	\$12,202.75
<b>Balance Due as of Nov 1, 2018</b>					<b>\$12,202.75</b>

All checks are subject to final collection. AMOUNTS PAST DUE will increase the 1st of each month until paid in full. Per ARS 42-18056 E. Partial payments on delinquent taxes shall be impounded and disbursed by the county treasurer as prescribed by section 42-18152, subsection C, when the impounded monies are sufficient to fully redeem the oldest outstanding certificate of purchase. Contact our office 928.753.0737 for updated amount due.

Mohave County Treasury  
 PO Box 712, Kingman, AZ 86402