

ANNUAL REPORT

Of

Company Name: Gonzalez Utility Services, LLC
PO Box 86205

Mailing Address: Phoenix AZ
85080

Docket No.: W-20940A
For the Year Ended: 12/31/17

RECEIVED
APR 18 2018
ARIZONA CORP COMMISSION
UTILITIES DIVISION - DIRECTOR'S OFFICE

WATER UTILITY

To

Arizona Corporation Commission

Due on April 15th

Email: rdelafuente@azcc.gov, mail or deliver the completed Annual Report to:
Arizona Corporation Commission
Compliance Section - Utilities Division
1200 West Washington Street
Phoenix, Arizona 85007

Application Type: Original Filing
Application Date: 4/18/2018

4-19-18

ARIZONA CORPORATION COMMISSION
WATER UTILITY ANNUAL REPORT
Gonzalez Utility Services, LLC
A Class Utility

1. For the Calendar Year Ended:

2. Address:
City: State: Zip Code:

3. Telephone Number:

4. Date of Original Organization of Utility:

5. Person to whom correspondence should be addressed concerning this report:

Name:
Telephone No. :
Address:
City: State: Zip Code:
Email:

6. On-Site Manager:

Name:
Telephone No. :
Address:
City: State: Zip Code:
Email:

7. Ownership:

8. Counties Served:

Utility Plant in Service (Water)							
Account No.	Description	Beginning Year Original Cost	Current Year Additions	Current Year Retirements	Adjusted Original Cost	Accumulated Depreciation	OCCLD (OC less AD)
301	Organization	\$0	\$0	\$0	\$0	\$0	\$0
302	Franchises	0	0	0	0	0	0
303	Land and Land Rights	0	0	0	0	0	0
304	Structures and Improvements	0	0	0	0	0	0
305	Collecting & Improving Reservoirs	0	0	0	0	0	0
306	Lake, River, Canal Intakes	0	0	0	0	0	0
307	Wells and Springs	0	0	0	0	0	0
308	Infiltration Galleries	0	0	0	0	0	0
309	Supply Mains	0	0	0	0	0	0
310	Power Generation Equipment	0	0	0	0	0	0
311	Pumping Equipment	2,060	0	0	2,060	2,060	0
320	Water Treatment Equipment	0	0	0	0	0	0
320.1	Water Treatment Plants	0	0	0	0	0	0
320.2	Solution Chemical Feeders	0	0	0	0	0	0
320.3	Point-of-Use Treatment Devices	0	0	0	0	0	0
330	Distribution Reservoirs and Standpipes	0	0	0	0	0	0
330.1	Storage Tanks	0	0	0	0	0	0
330.2	Pressure Tanks	0	0	0	0	0	0
331	Transmission and Distribution Mains	5,150	0	0	5,150	5,150	0
333	Services	0	0	0	0	0	0
334	Meters and Meter Installations	0	0	0	0	0	0
335	Hydrants	0	0	0	0	0	0
336	Backflow Prevention Devices	0	0	0	0	0	0
339	Other Plant and Misc. Equipment	0	0	0	0	0	0
340	Office Furniture and Equipment	905	0	0	905	905	0
340.1	Computer & Software	0	0	0	0	0	0
341	Transportation Equipment	0	0	0	0	0	0
342	Stores Equipment	0	0	0	0	0	0
343	Tools, Shop and Garage Equipment	0	0	0	0	0	0
344	Laboratory Equipment	0	0	0	0	0	0
345	Power Operated Equipment	0	0	0	0	0	0
346	Communication Equipment	0	0	0	0	0	0
347	Miscellaneous Equipment	0	0	0	0	0	0
348	Other Tangible Plant	0	0	0	0	0	0
	Totals	\$8,115	\$0	\$0	\$8,115	\$8,115	\$0

Instructions: Fill out the Grey Cells with the relevent information. Input 0 or none if there is nothing recorded in that account or there is no applicable information to report.

Gonzalez Utility Services, LLC
 Annual Report
 Depreciation Expense for the Current Year (Water)
 12/31/17

Depreciation Expense for the Current Year (Water)								
Account No.	Description	Beginning Year Original Cost	Current Year Additions	Current Year Retirements	Adjusted Original Cost	Fully Depreciated/Non-depreciable Plant	Depreciation Percentages	Depreciation Expense
301	Organization	\$0	\$0	\$0	\$0	\$0	0.00%	\$0
302	Franchises	0	0	0	0	0	0.00%	0
303	Land and Land Rights	0	0	0	0	0	0.00%	0
304	Structures and Improvements	0	0	0	0	0	0.00%	0
305	Collecting & Improving Reservoirs	0	0	0	0	0	0.00%	0
306	Lake, River, Canal Intakes	0	0	0	0	0	0.00%	0
307	Wells and Springs	0	0	0	0	0	0.00%	0
308	Infiltration Galleries	0	0	0	0	0	0.00%	0
309	Supply Mains	0	0	0	0	0	0.00%	0
310	Power Generation Equipment	0	0	0	0	0	0.00%	0
311	Pumping Equipment	2,060	0	0	2,060	2,060	0.00%	0
320	Water Treatment Equipment	0	0	0	0	0	0.00%	0
320.1	Water Treatment Plants	0	0	0	0	0	0.00%	0
320.2	Solution Chemical Feeders	0	0	0	0	0	0.00%	0
320.3	Point-of-Use Treatment Devices	0	0	0	0	0	0.00%	0
330	Distribution Reservoirs and Standpipes	0	0	0	0	0	0.00%	0
330.1	Storage Tanks	0	0	0	0	0	0.00%	0
330.2	Pressure Tanks	0	0	0	0	0	0.00%	0
331	Transmission and Distribution Mains	5,150	0	0	5,150	5,150	0.00%	0
333	Services	0	0	0	0	0	0.00%	0
334	Meters and Meter Installations	0	0	0	0	0	0.00%	0
335	Hydrants	0	0	0	0	0	0.00%	0
336	Backflow Prevention Devices	0	0	0	0	0	0.00%	0
339	Other Plant and Misc. Equipment	0	0	0	0	0	0.00%	0
340	Office Furniture and Equipment	905	0	0	905	905	0.00%	0
340.1	Computer & Software	0	0	0	0	0	0.00%	0
341	Transportation Equipment	0	0	0	0	0	0.00%	0
342	Stores Equipment	0	0	0	0	0	0.00%	0
343	Tools, Shop and Garage Equipment	0	0	0	0	0	0.00%	0
344	Laboratory Equipment	0	0	0	0	0	0.00%	0
345	Power Operated Equipment	0	0	0	0	0	0.00%	0
346	Communication Equipment	0	0	0	0	0	0.00%	0
347	Miscellaneous Equipment	0	0	0	0	0	0.00%	0
348	Other Tangible Plant	0	0	0	0	0	0.00%	0
	Subtotal	\$8,115	\$0	\$0	\$8,115	\$8,115		\$0

Contribution(s) in Aid of Construction (Gross) \$0
 Less: Non Amortizable Contribution(s) 0
 Fully Amortized Contribution(s) 0
 Amortizable Contribution(s) \$0
 Times: Proposed Amortization Rate
Amortization of CIAC

Less: Amortization of CIAC

DEPRECIATION EXPENSE

Instructions: Fill out the Grey Cells with the relevant information. Input 0 or none if there is nothing recorded in that account or there is no applicable information to report.

Gonzalez Utility Services, LLC
 Annual Report
 Balance Sheet Assets
 12/31/17

Balance Sheet Assets				
	Assets		Balance at Beginning of Year (2017)	Balance at End of Year (2017)
Account No.	Current and Accrued Assets			
131	Cash		\$1,133	\$680
134	Working Funds			
135	Temporary Cash Investments			
141	Customer Accounts Receivable			
146	Notes Receivable from Associated Companies			
151	Plant Material and Supplies			
162	Prepayments			
174	Miscellaneous Current and Accrued Assets			
	Total Current and Accrued Assets		\$1,133	\$680
Account No.	Fixed Assets			
101	Utility Plant in Service*		\$8,115	\$8,115
103	Property Held for Future Use			
105	Construction Work in Progress			
108	Accumulated Depreciation (enter as negative)*		(8,115)	(8,115)
121	Non-Utility Property			
122	Accumulated Depreciation - Non Utility			
	Total Fixed Assets		\$0	\$0
	Total Assets		\$1,133	\$680

Instructions: Fill out the Grey Cells with the relevent information. Input 0 or none if there is nothing recorded in that account or there is no applicable information to report.

*Note these items feed automatically from AR3 UPIS Page 3

Gonzalez Utility Services, LLC
 Annual Report
 Balance Sheet Liabilities and Owners Equity

Balance Sheet Liabilities and Owners Equity				
	Liabilities		Balance at Beginning of Year (2017)	Balance at End of Year (2017)
Account No.	Current Liabilities			
231	Accounts Payable			
232	Notes Payable (Current Portion)			
234	Notes Payable to Associated Companies			4,709
235	Customer Deposits			
236	Accrued Taxes			
237	Accrued Interest			
242	Miscellaneous Current and Accrued Liabilities			
	Total Current Liabilities		\$0	\$4,709
	Long Term Debt			
224	Long Term Debt (Notes and Bonds)			
	Deferred Credits			
251	Unamortized Premium on Debt			
252	Advances in Aid of Construction			
255	Accumulated Deferred Investment Tax Credits			
271	Contributions in Aid of Construction			
272	Less: Amortization of Contributions			
281	Accumulated Deferred Income Tax			
	Total Deferred Credits		\$0	\$0
	Total Liabilites		\$0	\$4,709
	Capital Accounts			
201	Common Stock Issued			
211	Other Paid-In Capital			(1,631)
215	Retained Earnings		1,133	(2,398)
218	Proprietary Capital (Sole Props and Partnerships)			
	Total Capital		\$1,133	(\$4,029)
	Total Liabilities and Capital		\$1,133	\$680

Instructions: Fill out the Grey Cells with the relevent information. Input 0 or none if there is nothing recorded in that account or there is no applicable information to report.

Note: Total liabilities and Capital must match total assets for the beginning and end of the year!

Gonzalez Utility Services, LLC
Annual Report
Water Comparative Income Statement
12/31/17

Water Comparative Income Statement			
Account No.	Calendar Year	Current Year 01/01/2017 - 12/31/2017	Last Year 01/01/2016 - 12/31/2016
	Operating Revenue		
461	Metered Water Revenue	\$3,951	\$3,006
460	Unmetered Water Revenue		
462	Fire Protection Revenue		
469	Guaranteed Revenues (Surcharges)		
471	Miscellaneous Service Revenues		
474	Other Water Revenue		
	Total Revenues	\$3,951	\$3,006
	Operating Expenses		
601	Salaries and Wages		
604	Employee Pensions and Benefits		
610	Purchased Water		
615	Purchased Power	888	948
618	Chemicals		
620	Materials and Supplies		
620.1	Repairs and Maintenance	6,263	567
620.2	Office Supplies and Expense	121	
630	Contractual Services		
631	Contractual Services -Engineering		
632	Contractual Services - Accounting		
633	Contractual Services - Legal		
634	Contractual Services - Management Fees		
635	Contractual Services - Water Testing	75	
636	Contractual Services - Other		
640	Rents		
641	Rental of Building/Real Property		
642	Rental of Equipment		
650	Transportation Expenses		133
657	Insurance - General Liability	25	
657.1	Insurance - Health and Life		
665	Regulatory Commission Expense - Rate		
670	Bad Debt Expense		
675	Miscellaneous Expense		532
403	Depreciation Expense (From Schedule AR4)		
408	Taxes Other Than Income		
408.11	Property Taxes	111	322
409	Income Taxes		
427.1	Customer Security Deposit Interest		
	Total Operating Expenses	\$7,483	\$2,502
	Operating Income / (Loss)	(\$3,532)	\$504
	Other Income / (Expense)		
419	Interest and Dividend Income		
421	Non-Utility Income		
426	Miscellaneous Non-Utility (Expense)		(300)
427	Interest (Expense)		
	Total Other Income / (Expense)	\$0	(\$300)
	Net Income / (Loss)	(\$3,532)	\$204

Instructions: Fill out the Grey Cells with the relevent information. Input 0 or none if there is nothing recorded in that account or there is no applicable information to report.

Supplemental Financial Data (Long-Term Debt)				
	Loan #1	Loan #2	Loan #3	Loan #4
Date Issued	1/0/1900	1/0/1900	1/0/1900	1/0/1900
Source of Loan	NA	NA	NA	NA
ACC Decision No.	NA	NA	NA	NA
Reason for Loan	NA	NA	NA	NA
Dollar Amt. Issued	\$0	\$0	\$0	\$0
Amount Outstanding	\$0	\$0	\$0	\$0
Date of Maturity	1/0/1900	1/0/1900	1/0/1900	1/0/1900
Interest Rate	0.00%	0.00%	0.00%	0.00%
Current Year Interest	\$0	\$0	\$0	\$0
Current Year Principal	\$0	\$0	\$0	\$0

Meter Deposit Balance at Test Year End:	\$0
---	-----

Meter Deposits Refunded During the Test Year:	\$0
---	-----

List all bonds, notes, loans, and other types of indebtedness in which the proceeds were used in the provision of public utility service. Indebtedness incurred for personal uses by the owner of the utility should not be listed. Input 0 or none if there is nothing to report for that cell.

Water Utility Plant Description		
Name of the System:	Carter Water Company	
ADEQ Public Water System Number:	11114	

WELLS								
ADWR ID No *	Pump Horsepower	Pump Yield (gpm)	Casing Depth (feet)	Casing Diameter (inches)	Pump Motor Type **	Meter Size (inches)	Year Drilled	Arsenic Level (mg/L)
55-638440	1.5	25	220	6	submersible	2	1968	0.0000
0	0	0	0	0	0	0	0	0.0000
0	0	0	0	0	0	0	0	0.0000
0	0	0	0	0	0	0	0	0.0000
0	0	0	0	0	0	0	0	0.0000
0	0	0	0	0	0	0	0	0.0000
0	0	0	0	0	0	0	0	0.0000
0	0	0	0	0	0	0	0	0.0000
0	0	0	0	0	0	0	0	0.0000
0	0	0	0	0	0	0	0	0.0000
0	0	0	0	0	0	0	0	0.0000
0	0	0	0	0	0	0	0	0.0000
0	0	0	0	0	0	0	0	0.0000
0	0	0	0	0	0	0	0	0.0000
0	0	0	0	0	0	0	0	0.0000
0	0	0	0	0	0	0	0	0.0000
0	0	0	0	0	0	0	0	0.0000
0	0	0	0	0	0	0	0	0.0000
0	0	0	0	0	0	0	0	0.0000
0	0	0	0	0	0	0	0	0.0000
0	0	0	0	0	0	0	0	0.0000
0	0	0	0	0	0	0	0	0.0000

OTHER WATER SOURCES		
Name or Description	Capacity (gpm)	Gallons Purchased or Obtained (in thousands)
none	0	0
0	0	0

BOOSTER PUMPS		
Horsepower	GPM	Quantity
1	0	1
0	0	0
0	0	0
0	0	0

FIRE HYDRANTS	
Type	Quantity
Standard ***	0
Other	0

STORAGE TANKS		
Capacity	Material	Quantity
2,500	poly	1
0	0	0
0	0	0

PRESSURE/BLADDER TANKS	
Capacity	Quantity
	2
0	0
0	0

Instructions: Fill out the Grey Cells with the relevant information. Input 0 or none if there is nothing recorded in that account or there is no applicable information to report. Copy and paste this sheet as many times as is necessary.

* Arizona Department of Water Resources ("ADWR") well identification number. For example 55-XXXXXX.

** Pump motor type, turbine or submersible.

*** A standard fire hydrant has two 2.5 inch hose connection nozzles with 7.5 threads per inch, and one 4.5 inch pumper connection nozzle with 4 threads per inch.

Water Utility Plant Description (Continued)			CUSTOMER METERS	
MAINS			Size (inches)	Quantity
Sizes (inches)	Material	Length (feet)		
2.00	PVC	2,200	5/8 X 3/4	12
0.00	NA	0	NA	0
0.00	NA	0	NA	0
0.00	NA	0	NA	0
0.00	NA	0	NA	0
0.00	NA	0	NA	0
0.00	NA	0	NA	0
0.00	NA	0	NA	0
0.00	NA	0	NA	0
0.00	NA	0	NA	0
0.00	NA	0	NA	0
0.00	NA	0	NA	0
0.00	NA	0	NA	0
0.00	NA	0	NA	0
0.00	NA	0	NA	0
0.00	NA	0	NA	0
0.00	NA	0	NA	0
0.00	NA	0	NA	0

For the following three items, list the utility owned assets in each category for each system.

TREATMENT EQUIPMENT:	none
-----------------------------	------

STRUCTURES:	none
--------------------	------

OTHER:	none
---------------	------

Instructions: Fill out the Grey Cells with the relevant information. Input 0 or none if there is nothing recorded in that account or there is no applicable information to report. Copy and paste this sheet as many times as is necessary.

Water Use Data Sheet							
Name of the System:		Carter Water Company					
ADEQ Public Water System Number:		11114					
Month	Number of Customers	Gallons Sold (thousands) ¹	Gallons Pumped (thousands) ²	Gallons Purchased (thousands) ³	Estimated Gallons Authorized Use (thousands) ⁴	Purchased Power Expense ⁵	Purchased Power (kWh) ⁶
January	11	69,380	0	0	0	\$57	233
February	11	60,890	0	0	0	65	218
March	11	45,541	0	0	0	18	180
April	11	83,850	0	0	0	62	270
May	11	73,620	0	0	0	81	397
June	11	133,530	0	0	0	86	426
July	11	160,960	0	0	0	133	735
August	11	133,080	0	0	0	74	348
September	11	100,400	0	0	0	71	327
October	11	79,260	0	0	0	79	380
November	11	73,900	0	0	0	68	305
December	11	68,540	0	0	0	70	322
Totals		1,082,951	0	0	0	\$864	4,141

If the system has fire hydrants, what is the fire flow requirements? GPM for hrs.

Does the system have chlorination treatment?

Is the Water Utility located in an ADWR Active Management Area (AMA)?
 If yes, which AMA?

Does the Company have an ADWR Gallons Per Capita Per Day (GPCPD) requirement?
 If yes, provide the GPCPD amount:

If applicable, in the space below please provide a description for all un-metered water use along with amounts:
 none

Instructions: Fill out the Grey Cells with the relevant information. Input 0 or none if there is nothing recorded in that account or there is no applicable information to report.

- 1 Gallons sold - Total gallons from customer meters, and other sold gallons such as Construction water.
- 2 Gallons pumped - Total gallons from pumped sources.
- 3 Gallons purchased - Total gallons purchased from other sources.
- 4 Estimated gallons authorized use - Total estimated gallons from authorized metered or unmetered use. Authorized use such as flushing (mains, services and hydrants) draining/cleaning tanks, process, construction, fire fighting, etc.
- 5 Enter the total purchased power costs for the power meters associated with this system.
- 6 Enter the total purchased kWh used by the power meters associated with this system.

Gonzalez Utility Services, LLC
 Annual Report
 Utility Shutoffs / Disconnects
 12/31/17

ADEQ System No. :	11114
-------------------	-------

Utility Shutoffs / Disconnects			
Month	Termination without Notice R14-2-410.B	Termination with Notice R14-2-410.C	Other
January	0	0	0
February	0	0	0
March	0	0	0
April	0	0	0
May	0	0	0
June	0	0	0
July	0	0	0
August	0	0	0
September	0	0	0
October	0	0	0
November	0	0	0
December	0	0	0
Total	0	0	0

Other (description):

none

Instructions: Fill out the Grey Cells with the relevant information. Input 0 or none if there is nothing recorded in that account or there is no applicable information to report.

Gonzalez Utility Services, LLC
Annual Report
Property Taxes
12/31/17

Property Taxes	
----------------	--

Amount of actual property taxes paid during Calendar Year 2017 was	
--	--

\$111

If no property taxes paid, explain why.

NA

Instructions: Fill out the Grey Cells with the relevent information. Input 0 or none if there is nothing recorded in that account or there is no applicable information to report.

Gonzalez Utility Services, LLC
Annual Report
Verification and Sworn Statement (Taxes)
12/31/17

Verification and Sworn Statement (Taxes)

RECEIVED

APR 18 2018

ARIZONA CORP COMMISSION
UTILITIES DIVISION - DIRECTOR'S OFFICE

Verification: State of Arizona I, the undersigned of the
(state name)

County of (county name): Pinal
Name (owner or official) title: Carol Gonzalez
Company name: Gonzalez Utility Services, LLC

DO SAY THAT THIS ANNUAL UTILITY PROPERTY TAX AND SALES TAX REPORT TO THE ARIZONA CORPORATION COMMISSION.

FOR THE YEAR ENDING: 12/31/17

HAS BEEN PREPARED UNDER MY DIRECTION, FROM THE ORIGINAL BOOKS, PAPERS AND RECORDS OF SAID UTILITY; THAT I HAVE CAREFULLY EXAMINED THE SAME, AND DECLARE THE SAME TO BE A COMPLETE AND CORRECT STATEMENT OF BUSINESS AND AFFAIRS OF SAID UTILITY FOR THE PERIOD COVERED BY THIS REPORT IN RESPECT TO EACH AND EVERY MATTER AND THING SET FORTH, TO THE BEST OF MY KNOWLEDGE, INFORMATION AND BELIEF.

Sworn Statement: I HEREBY ATTEST THAT ALL PROPERTY TAXES FOR SAID COMPANY ARE CURRENT AND PAID IN FULL.

I HEREBY ATTEST THAT ALL SALES TAXES FOR SAID COMPANY ARE CURRENT AND PAID IN FULL.

Carol Gonzalez

signature of owner/official


623-302-3239

telephone no.

SUBSCRIBED AND SWORN TO BEFORE ME A NOTARY PUBLIC
IN AND FOR THE COUNTY

THIS 18th DAY OF Maricopa
April 2018
(month) and (year)

MY COMMISSION EXPIRES 4/2/19
(date)



Xavier M. Salas

(signature of notary public)

RECEIVED

APR 18 2018

ARIZONA CORP COMMISSION
UTILITIES DIVISION - DIRECTOR'S OFFICE

Verification and Sworn Statement

Verification:

State of Arizona I, the undersigned of the
(state name)

County of (county name):

Pinal

Name (owner or official) title:

Carol Gonzalez

Company name:

Gonzalez Utility Services, LLC

DO SAY THAT THIS ANNUAL UTILITY PROPERTY TAX AND SALES TAX REPORT TO THE ARIZONA CORPORATION COMMISSION.

FOR THE YEAR ENDING: 12/31/17

HAS BEEN PREPARED UNDER MY DIRECTION, FROM THE ORIGINAL BOOKS, PAPERS AND RECORDS OF SAID UTILITY; THAT I HAVE CAREFULLY EXAMINED THE SAME, AND DECLARE THE SAME TO BE A COMPLETE AND CORRECT STATEMENT OF BUSINESS AND AFFAIRS OF SAID UTILITY FOR THE PERIOD COVERED BY THIS REPORT IN RESPECT TO EACH AND EVERY MATTER AND THING SET FORTH, TO THE BEST OF MY KNOWLEDGE, INFORMATION AND BELIEF.

Sworn Statement: IN ACCORDANCE WITH THE REQUIREMENTS OF TITLE 40, ARTICLE 8, SECTION 40-401, ARIZONA REVISED STATUTES, IT IS HEREIN REPORTED THAT THE GROSS OPERATING REVENUE OF SAID UTILITY DERIVED FROM ARIZONA INTRASTATE UTILITY OPERATIONS DURING THE CALENDAR YEAR WAS:

Arizona Intrastate Gross Operating Revenues Only (\$)

\$3,951

(The amount in the box above includes

\$0

in sales taxes billed or collected)

Carol Gonzalez
signature of owner/official

0
telephone no.

SUBSCRIBED AND SWORN TO BEFORE ME A NOTARY PUBLIC
IN AND FOR THE COUNTY

THIS

18th


DAY OF

Maricopa
(county name)

April 2018
(month) and (year)

MY COMMISSION EXPIRES

4/2/19
(date)



[Signature]
(signature of notary public)

Verification and Sworn Statement (Residential Revenue)

RECEIVED
APR 18 2018
ARIZONA CORP COMMISSION
UTILITIES DIVISION - DIRECTOR'S OFFICE

Verification:

State of Arizona I, the undersigned of the
(state name)

County of (county name): Carol Gonzalez
Name (owner or official) title: 0 Owner
Company name: Gonzalez Utility Services, LLC

DO SAY THAT THIS ANNUAL UTILITY PROPERTY TAX AND SALES TAX REPORT TO THE ARIZONA CORPORATION COMMISSION.

FOR THE YEAR ENDING: 12/31/17

HAS BEEN PREPARED UNDER MY DIRECTION, FROM THE ORIGINAL BOOKS, PAPERS AND RECORDS OF SAID UTILITY; THAT I HAVE CAREFULLY EXAMINED THE SAME, AND DECLARE THE SAME TO BE A COMPLETE AND CORRECT STATEMENT OF BUSINESS AND AFFAIRS OF SAID UTILITY FOR THE PERIOD COVERED BY THIS REPORT IN RESPECT TO EACH AND EVERY MATTER AND THING SET FORTH, TO THE BEST OF MY KNOWLEDGE, INFORMATION AND BELIEF.

Sworn Statement: IN ACCORDANCE WITH THE REQUIREMENTS OF TITLE 40, ARTICLE 8, SECTION 40-401, ARIZONA REVISED STATUTES, IT IS HEREIN REPORTED THAT THE GROSS OPERATING REVENUE OF SAID UTILITY DERIVED FROM ARIZONA INTRASTATE UTILITY OPERATIONS RECEIVED FROM RESIDENTIAL CUSTOMERS DURING THE CALENDAR YEAR WAS:

Arizona Intrastate Gross Operating Revenues Only (\$)

\$3,951

(The amount in the box above includes

\$0 in sales taxes
billed or collected)

Carol Gonzalez
signature of owner/official


623-302-3239
telephone no.

SUBSCRIBED AND SWORN TO BEFORE ME A NOTARY PUBLIC
IN AND FOR THE COUNTY

Maricopa
(county name)

THIS 18th DAY OF April 2018
(month) and (year)

MY COMMISSION EXPIRES 4/2/19
(date)



[Signature]
(signature of notary public)