

RECEIVED
UTILITIES DIVISION
7/24/2019 10:51

ANNUAL REPORT

Of

Company Name: Gonzalez Utility Services, LLC DBA Carter Water Company
PO Box 86205

Mailing Address: Phoenix AZ
85080

Docket No.: W-20940A
For the Year Ended: 12/31/18

WATER UTILITY

To

Arizona Corporation Commission

Due on April 15th

Email: rdelafuente@azcc.gov, mail or deliver the completed Annual Report to:
Arizona Corporation Commission
Compliance Section - Utilities Division
1200 West Washington Street
Phoenix, Arizona 85007

Application Type: Original Filing
Application Date: 7/24/2019

8-5-19

ARIZONA CORPORATION COMMISSION
WATER UTILITY ANNUAL REPORT
Gonzalez Utility Services, LLC DBA Carter Water Company
A Class Utility

1. For the Calendar Year Ended:

2. Address:
City: State: Zip Code:

3. Telephone Number:

4. Date of Original Organization of Utility:

5. Person to whom correspondence should be addressed concerning this report:

Name:
Telephone No. :
Address:
City: State: Zip Code:
Email:

6. On-Site Manager:

Name:
Telephone No. :
Address:
City: State: Zip Code:
Email:

7. Ownership:

8. Counties Served:

Gonzalez Utility Services, LLC DBA Carter Water Company
 Annual Report
 Utility Plant in Service (Water)
 12/31/18

Utility Plant in Service (Water)							
Account No.	Description	Beginning Year Original Cost	Current Year Additions	Current Year Retirements	Adjusted Original Cost	Accumulated Depreciation	OCLD (OC less AD)
301	Organization	\$0	\$0	\$0	\$0	\$0	\$0
302	Franchises	0	0	0	0	0	0
303	Land and Land Rights	0	0	0	0	0	0
304	Structures and Improvements	0	0	0	0	0	0
305	Collecting & Improving Reservoirs	0	0	0	0	0	0
306	Lake, River, Canal Intakes	0	0	0	0	0	0
307	Wells and Springs	0	0	0	0	0	0
308	Infiltration Galleries	0	0	0	0	0	0
309	Supply Mains	0	0	0	0	0	0
310	Power Generation Equipment	0	0	0	0	0	0
311	Pumping Equipment	2,060	0	0	2,060	2,060	0
320	Water Treatment Equipment	0	0	0	0	0	0
320.1	Water Treatment Plants	0	0	0	0	0	0
320.2	Solution Chemical Feeders	0	0	0	0	0	0
320.3	Point-of-Use Treatment Devices	0	0	0	0	0	0
330	Distribution Reservoirs and Standpipes	0	0	0	0	0	0
330.1	Storage Tanks	0	0	0	0	0	0
330.2	Pressure Tanks	0	0	0	0	0	0
331	Transmission and Distribution Mains	5,150	0	0	5,150	5,150	0
333	Services	0	0	0	0	0	0
334	Meters and Meter Installations	0	0	0	0	0	0
335	Hydrants	0	0	0	0	0	0
336	Backflow Prevention Devices	0	0	0	0	0	0
339	Other Plant and Misc. Equipment	0	0	0	0	0	0
340	Office Furniture and Equipment	905	0	0	905	905	0
340.1	Computer & Software	0	0	0	0	0	0
341	Transportation Equipment	0	0	0	0	0	0
342	Stores Equipment	0	0	0	0	0	0
343	Tools, Shop and Garage Equipment	0	0	0	0	0	0
344	Laboratory Equipment	0	0	0	0	0	0
345	Power Operated Equipment	0	0	0	0	0	0
346	Communication Equipment	0	0	0	0	0	0
347	Miscellaneous Equipment	0	0	0	0	0	0
348	Other Tangible Plant	0	0	0	0	0	0
	Totals	\$8,115	\$0	\$0	\$8,115	\$8,115	\$0

Instructions: Fill out the Grey Cells with the relevant information. Input 0 or none if there is nothing recorded in that account or there is no applicable information to report.

Gonzalez Utility Services, LLC DBA Carter Water Company
 Annual Report
 Depreciation Expense for the Current Year (Water)
 12/31/18

Depreciation Expense for the Current Year (Water)								
Account No.	Description	Beginning Year Original Cost	Current Year Additions	Current Year Retirements	Adjusted Original Cost	Fully Depreciated/Non-depreciable Plant	Depreciation Percentages	Depreciation Expense
301	Organization	\$0	\$0	\$0	\$0	\$0	0.00%	\$0
302	Franchises	0	0	0	0	0	0.00%	0
303	Land and Land Rights	0	0	0	0	0	0.00%	0
304	Structures and Improvements	0	0	0	0	0	0.00%	0
305	Collecting & Improving Reservoirs	0	0	0	0	0	0.00%	0
306	Lake, River, Canal Intakes	0	0	0	0	0	0.00%	0
307	Wells and Springs	0	0	0	0	0	0.00%	0
308	Infiltration Galleries	0	0	0	0	0	0.00%	0
309	Supply Mains	0	0	0	0	0	0.00%	0
310	Power Generation Equipment	0	0	0	0	0	0.00%	0
311	Pumping Equipment	2,060	0	0	2,060	2,060	0.00%	0
320	Water Treatment Equipment	0	0	0	0	0	0.00%	0
320.1	Water Treatment Plants	0	0	0	0	0	0.00%	0
320.2	Solution Chemical Feeders	0	0	0	0	0	0.00%	0
320.3	Point-of-Use Treatment Devices	0	0	0	0	0	0.00%	0
330	Distribution Reservoirs and Standpipes	0	0	0	0	0	0.00%	0
330.1	Storage Tanks	0	0	0	0	0	0.00%	0
330.2	Pressure Tanks	0	0	0	0	0	0.00%	0
331	Transmission and Distribution Mains	5,150	0	0	5,150	5,150	0.00%	0
333	Services	0	0	0	0	0	0.00%	0
334	Meters and Meter Installations	0	0	0	0	0	0.00%	0
335	Hydrants	0	0	0	0	0	0.00%	0
336	Backflow Prevention Devices	0	0	0	0	0	0.00%	0
339	Other Plant and Misc. Equipment	0	0	0	0	0	0.00%	0
340	Office Furniture and Equipment	905	0	0	905	905	0.00%	0
340.1	Computer & Software	0	0	0	0	0	0.00%	0
341	Transportation Equipment	0	0	0	0	0	0.00%	0
342	Stores Equipment	0	0	0	0	0	0.00%	0
343	Tools, Shop and Garage Equipment	0	0	0	0	0	0.00%	0
344	Laboratory Equipment	0	0	0	0	0	0.00%	0
345	Power Operated Equipment	0	0	0	0	0	0.00%	0
346	Communication Equipment	0	0	0	0	0	0.00%	0
347	Miscellaneous Equipment	0	0	0	0	0	0.00%	0
348	Other Tangible Plant	0	0	0	0	0	0.00%	0
	Subtotal	\$8,115	\$0	\$0	\$8,115	\$8,115		\$0

Contribution(s) in Aid of Construction (Gross) \$0
 Less: Non Amortizable Contribution(s) 0
 Fully Amortized Contribution(s) 0
 Amortizable Contribution(s) \$0
 Times: Proposed Amortization Rate
Amortization of CIAC

Less: Amortization of CIAC

DEPRECIATION EXPENSE

Instructions: Fill out the Grey Cells with the relevant information. Input 0 or none if there is nothing recorded in that account or there is no applicable information to report.

Gonzalez Utility Services, LLC DBA Carter Water Company
 Annual Report
 Balance Sheet Assets
 12/31/18

Balance Sheet Assets				
	Assets		Balance at Beginning of Year (2018)	Balance at End of Year (2018)
Account No.	Current and Accrued Assets			
131	Cash		\$680	\$60
134	Working Funds		0	0
135	Temporary Cash Investments		0	0
141	Customer Accounts Receivable		0	0
146	Notes Receivable from Associated Companies		0	0
151	Plant Material and Supplies		0	0
162	Prepayments		0	0
174	Miscellaneous Current and Accrued Assets		0	0
	Total Current and Accrued Assets		\$680	\$60
Account No.	Fixed Assets			
101	Utility Plant in Service*		\$8,115	\$8,115
103	Property Held for Future Use		0	0
105	Construction Work in Progress		0	0
108	Accumulated Depreciation (enter as negative)*		(8,115)	(8,115)
121	Non-Utility Property		0	0
122	Accumulated Depreciation - Non Utility		0	0
	Total Fixed Assets		\$0	\$0
	Total Assets		\$680	\$60

Instructions: Fill out the Grey Cells with the relevant information. Input 0 or none if there is nothing recorded in that account or there is no applicable information to report.

*Note these items feed automatically from AR3 UPIS Page 3

Gonzalez Utility Services, LLC DBA Carter Water Company
Annual Report
Balance Sheet Liabilities and Owners Equity

Balance Sheet Liabilities and Owners Equity				
	Liabilities		Balance at Beginning of Year (2018)	Balance at End of Year (2018)
Account No.	Current Liabilities			
231	Accounts Payable		\$0	\$0
232	Notes Payable (Current Portion)		0	0
234	Notes Payable to Associated Companies		4,709	1,549
235	Customer Deposits		0	0
236	Accrued Taxes		0	0
237	Accrued Interest		0	0
242	Miscellaneous Current and Accrued Liabilities		0	0
	Total Current Liabilities		\$4,709	\$1,549
	Long Term Debt			
224	Long Term Debt (Notes and Bonds)		\$0	\$0
	Deferred Credits			
251	Unamortized Premium on Debt		\$0	\$0
252	Advances in Aid of Construction		0	0
255	Accumulated Deferred Investment Tax Credits		0	0
271	Contributions in Aid of Construction		0	0
272	Less: Amortization of Contributions		0	0
281	Accumulated Deferred Income Tax		0	0
	Total Deferred Credits		\$0	\$0
	Total Liabilities		\$4,709	\$1,549
	Capital Accounts			
201	Common Stock Issued		\$0	\$0
211	Other Paid-In Capital		(1,631)	0
215	Retained Earnings		(2,398)	(1,489)
218	Proprietary Capital (Sole Props and Partnerships)		0	0
	Total Capital		(\$4,029)	(\$1,489)
	Total Liabilities and Capital		\$680	\$60

Instructions: Fill out the Grey Cells with the relevant information. Input 0 or none if there is nothing recorded in that account or there is no applicable information to report.

Note: Total liabilities and Capital must match total assets for the beginning and end of the year!

Gonzalez Utility Services, LLC DBA Carter Water Company
Annual Report
Water Comparative Income Statement
12/31/18

Water Comparative Income Statement			
Account No.	Calendar Year	Current Year 01/01/2018 -	Last Year 01/01/2017 - 12/31/2017
	Operating Revenue		
461	Metered Water Revenue	\$4,663	\$3,951
460	Unmetered Water Revenue	0	0
462	Fire Protection Revenue	0	0
469	Guaranteed Revenues (Surcharges)	0	0
471	Miscellaneous Service Revenues	0	0
474	Other Water Revenue	0	0
	Total Revenues	\$4,663	\$3,951
	Operating Expenses		
601	Salaries and Wages	\$0	\$0
604	Employee Pensions and Benefits	0	0
610	Purchased Water	0	0
615	Purchased Power	0	888
618	Chemicals	0	0
620	Materials and Supplies	0	0
620.1	Repairs and Maintenance	0	6,263
620.2	Office Supplies and Expense	93	121
630	Contractual Services	0	0
631	Contractual Services -Engineering	0	0
632	Contractual Services - Accounting	0	0
633	Contractual Services - Legal	0	0
634	Contractual Services - Management Fees	0	0
635	Contractual Services - Water Testing	0	75
636	Contractual Services - Other	1,350	0
640	Rents	0	0
641	Rental of Building/Real Property	0	0
642	Rental of Equipment	0	0
650	Transportation Expenses	0	0
657	Insurance - General Liability	0	25
657.1	Insurance - Health and Life	0	0
665	Regulatory Commission Expense - Rate	0	0
670	Bad Debt Expense	0	0
675	Miscellaneous Expense	680	0
403	Depreciation Expense (From Schedule AR4)		0
408	Taxes Other Than Income	0	0
408.11	Property Taxes	0	111
409	Income Taxes	0	0
427.1	Customer Security Deposit Interest	0	0
	Total Operating Expenses	\$2,123	\$7,483
	Operating Income / (Loss)	\$2,540	(\$3,532)
	Other Income / (Expense)		
419	Interest and Dividend Income	\$0	\$0
421	Non-Utility Income	0	0
426	Miscellaneous Non-Utility (Expense)	0	0
427	Interest (Expense)	0	0
	Total Other Income / (Expense)	\$0	\$0
	Net Income / (Loss)	\$2,540	(\$3,532)

Instructions: Fill out the Grey Cells with the relevant information. Input 0 or none if there is nothing recorded in that account or there is no applicable information to report.

Gonzalez Utility Services, LLC DBA Carter Water Company
 Annual Report
 Full time equivalent employees
 12/31/18

Full time equivalent employees

	Direct Company	Outside service	Total
President	0.0	0.0	0.0
Vice-president	0.0	0.0	0.0
Manager	1.0	1.0	2.0
Engineering Staff	0.0	0.0	0.0
System Operator(s)	0.0	0.0	0.0
Meter reader	0.0	0.0	0.0
Customer Service	0.0	0.0	0.0
Accounting	0.0	0.0	0.0
Business Office	0.0	0.0	0.0
Rates Department	0.0	0.0	0.0
Administrative Staff	0.0	0.0	0.0
Other	0.0	0.0	0.0
Total	1.0	1.0	2.0

Instructions: Fill out the Grey Cells with the relevant information. Input 0 or none if there is nothing recorded in that account or there is no applicable information to report. A full-time employee is based on 2080 total hours per year. Please calculate partial employees using 2080 hours.

Supplemental Financial Data (Long-Term Debt)				
	Loan #1	Loan #2	Loan #3	Loan #4
Date Issued	N/A	N/A	N/A	N/A
Source of Loan	N/A	N/A	N/A	N/A
ACC Decision No.	N/A	N/A	N/A	N/A
Reason for Loan	N/A	N/A	N/A	N/A
Dollar Amt. Issued	N/A	N/A	N/A	N/A
Amount Outstanding	N/A	N/A	N/A	N/A
Date of Maturity	N/A	N/A	N/A	N/A
Interest Rate	N/A	N/A	N/A	N/A
Current Year Interest	N/A	N/A	N/A	N/A
Current Year Principal	N/A	N/A	N/A	N/A

Meter Deposit Balance at Test Year End:	\$0
---	-----

Meter Deposits Refunded During the Test Year:	\$0
---	-----

<i>List all bonds, notes, loans, and other types of indebtedness in which the proceeds were used in the provision of public utility service. Indebtedness incurred for personal uses by the owner of the utility should <u>not</u> be listed. Input 0 or none if there is nothing to report for that cell.</i>
--

Well and Water Usage									
Name of the System:									
ADEQ Public Water System Number:									
ADWR PCC Number:									
Well registry 55# (55-XXXXXX):	Pump Horsepower	Pump Yield (gpm)	Casing Depth (feet)	Casing Diameter (inches)	Pump Motor Type **	Year Drilled	Meter Size (inches)	Flow measured:	Active
55-638440	1.5	25	220	6	Submersible	1968	2	Metered	Yes
0	0	0	0	0	0	0	0		No
0	0	0	0	0	0	0	0		No
0	0	0	0	0	0	0	0		No
0	0	0	0	0	0	0	0		No
0	0	0	0	0	0	0	0		No
0	0	0	0	0	0	0	0		No
0	0	0	0	0	0	0	0		No
0	0	0	0	0	0	0	0		No
0	0	0	0	0	0	0	0		No
0	0	0	0	0	0	0	0		No
0	0	0	0	0	0	0	0		No
0	0	0	0	0	0	0	0		No
0	0	0	0	0	0	0	0		No
0	0	0	0	0	0	0	0		No
0	0	0	0	0	0	0	0		No
0	0	0	0	0	0	0	0		No
0	0	0	0	0	0	0	0		No
0	0	0	0	0	0	0	0		No
0	0	0	0	0	0	0	0		No
0	0	0	0	0	0	0	0		No
0	0	0	0	0	0	0	0		No

Name of system water delivered to:

ADWR PCC Number:

Source of water delivered to another system

Name of system water received from:

ADWR PCC Number:

Source of water received

Well registry 55# (55-XXXXXX):

Month	Water withdrawn (acre ft) ¹	Water sold (acre ft) ²	Water delivered (sold) to other systems (acre ft) ³	Water received (purchased) from other systems (acre ft) ⁴	Estimated authorized use (acre ft) ⁵	Purchased Power Expense ⁶	Purchased Power (kWh) ⁷
January	1	1	0	0	0	\$62	271
February	1	1	0	0	0	55	222
March	0	0	0	0	0	53	207
April	0	0	0	0	0	55	221
May	1	1	0	0	0	70	324
June	0	0	0	0	0	75	357
July	1	1	0	0	0	76	363
August	0	0	0	0	0	78	371
September	0	0	0	0	0	77	365
October	0	0	0	0	0	61	262
November	0	0	0	0	0	48	177
December	0	0	0	0	0	54	215
Totals	4	4	0	0	0	\$764	3,355

If applicable, in the space below please provide a description for all un-metered water use along with amounts:

NA

Instructions: Fill out the Grey Cells with the relevant information. Input 0 or none if there is nothing recorded in that account or there is no applicable information to report.

- 1 Water withdrawn - Total acre feet of water withdrawn from pumped sources.
- 2 Water sold - Total acre feet from customer meters, and other sales such as construction water.
- 3 Water delivered (sold) to other systems - Total acre feet of water delivered to other systems.
- 4 Water received (purchased) from other systems - Total acre feet of water purchased/received from other systems.
- 5 Estimated authorized use - Total estimated acre feet from authorized metered or unmetered use. Authorized uses such as flushing (mains, services and hydrants) draining/cleaning tanks, process, construction, fire fighting, etc. Non-authorized use (real losses) are service line breaks and leaks, water main breaks, meter inaccuracies and theft.
- 6 Enter the total purchased power costs for the power meters associated with this system.
- 7 Enter the total purchased kWh used by the power meters associated with this system.

Water Utility Plant Description

Name of the System:	0	
ADEQ Public Water System Number:		
ADWR PCC Number:		

MAINS		
Sizes (inches)	Material	Length (feet)
2.00	PVC	2,200
0.00	NA	0
0.00	NA	0
0.00	NA	0
0.00	NA	0
0.00	NA	0
0.00	NA	0
0.00	NA	0
0.00	NA	0
0.00	NA	0
0.00	NA	0
0.00	NA	0
0.00	NA	0
0.00	NA	0
0.00	NA	0

CUSTOMER METERS	
Size (inches)	Quantity
5/8 X 3/4	14
NA	0
NA	0
NA	0
NA	0
NA	0
NA	0
NA	0
NA	0
NA	0
NA	0
NA	0
NA	0
NA	0
NA	0
NA	0
NA	0
NA	0
NA	0

SERVICE LINES	
Material	Percent of system
PVC	99%
NA	0%
NA	0%
NA	0%
NA	0%

BOOSTER PUMPS		
Horsepower	GPM	Quantity
1	0	1
0	0	0
0	0	0
0	0	0

FIRE HYDRANTS	
Type	Quantity
Standard *	0
Other	0

STORAGE TANKS		
Capacity (gallons)	Material	Quantity
2,500	poly	1
0	0	0
0	0	0
0	0	0
0	0	0
0	0	0

PRESSURE/BLADDER TANKS		
Capacity (gallons)	Material	Quantity
0	0	2
0	0	0
0	0	0
0	0	0
0	0	0
0	0	0

Instructions: Fill out the Grey Cells with the relevant information. Input 0 or none if there is nothing recorded in that account or there is no applicable information to report. Copy and paste this sheet as many times as is necessary.

* A standard fire hydrant has two 2.5 inch hose connection nozzles with 7.5 threads per inch, and one 4.5 inch pumper connection nozzle with 4 threads per inch.

Water Utility Plant Description (Continued)

For the following three items, list the utility owned assets in each category for each system.

TREATMENT EQUIPMENT:	NA
-----------------------------	----

STRUCTURES:	NA
--------------------	----

OTHER:	NA
---------------	----

Customer and Other Information	
Name of the System:	0
ADEQ Public Water System Number:	
ADWR PCC Number:	

Month	Number of Customers				
	Single-Family	Multi-Family	Commercial	Turf/Irrigation	Other Non-Residential
January	11	0	0	0	0
February	12	0	0	0	0
March	12	0	0	0	0
April	12	0	0	0	0
May	12	0	0	0	0
June	12	0	0	0	0
July	11	0	0	0	0
August	11	0	0	0	0
September	11	0	0	0	0
October	11	0	0	0	0
November	11	0	0	0	0
December	11	0	0	0	0

If the system has fire hydrants, what is the fire flow requirements? GPM for hrs.

Does the system have chlorination treatment?

Does the Company have an ADWR Gallons Per Capita Per Day (GCPCPD) requirement?

If yes, provide the GCPCPD amount:

Is the Water Utility located in an ADWR Active Management Area (AMA)?

If yes, which AMA?

Instructions: Fill out the Grey Cells with the relevant information. Input 0 or none if there is nothing recorded in that account or there is no applicable information to report. Copy and paste this sheet as many times as is necessary.

Gonzalez Utility Services, LLC DBA Carter Water Company
Annual Report
Property Taxes
12/31/18

Property Taxes	
Amount of actual property taxes paid during Calendar Year 2018 was	\$0

If no property taxes paid, explain why.
Records indicate no assessment was made

Instructions: Fill out the Grey Cells with the relevant information. Input 0 or none if there is nothing recorded in that account or there is no applicable information to report.

Verification and Sworn Statement (Taxes)

Verification: State of Arizona I, the undersigned of the
(state name)

County of (county name): Pinal
Name (owner or official) title: CAROL GONZALEZ
Company name: Gonzalez Utility Services, LLC DBA Carter Water Company

DO SAY THAT THIS ANNUAL UTILITY PROPERTY TAX AND SALES TAX REPORT TO THE ARIZONA CORPORATION COMMISSION.

FOR THE YEAR ENDING: 12/31/18

HAS BEEN PREPARED UNDER MY DIRECTION, FROM THE ORIGINAL BOOKS, PAPERS AND RECORDS OF SAID UTILITY; THAT I HAVE CAREFULLY EXAMINED THE SAME, AND DECLARE THE SAME TO BE A COMPLETE AND CORRECT STATEMENT OF BUSINESS AND AFFAIRS OF SAID UTILITY FOR THE PERIOD COVERED BY THIS REPORT IN RESPECT TO EACH AND EVERY MATTER AND THING SET FORTH, TO THE BEST OF MY KNOWLEDGE, INFORMATION AND BELIEF.

Sworn Statement: I HEREBY ATTEST THAT ALL PROPERTY TAXES FOR SAID COMPANY ARE CURRENT AND PAID IN FULL.

I HEREBY ATTEST THAT ALL SALES TAXES FOR SAID COMPANY ARE CURRENT AND PAID IN FULL.

Carol Gonzalez

signature of owner/official

623-302-3239

telephone no.

SUBSCRIBED AND SWORN TO BEFORE ME A NOTARY PUBLIC
IN AND FOR THE COUNTY

MARICOPA

(county name)

THIS

25th

DAY OF


July 2019

(month) and (year)

MY COMMISSION EXPIRES

11/11/21

(date)



Clayton Michael Funk
(signature of notary public)

Verification and Sworn Statement

Verification:

State of Arizona I, the undersigned of the
(state name)
County of (county name): Pinal
Name (owner or official) title: CAROL GONZALEZ
Company name: Gonzalez Utility Services, LLC DBA Carter Water Company

DO SAY THAT THIS ANNUAL UTILITY PROPERTY TAX AND SALES TAX REPORT TO THE ARIZONA CORPORATION COMMISSION.

FOR THE YEAR ENDING: 12/31/18

HAS BEEN PREPARED UNDER MY DIRECTION, FROM THE ORIGINAL BOOKS, PAPERS AND RECORDS OF SAID UTILITY; THAT I HAVE CAREFULLY EXAMINED THE SAME, AND DECLARE THE SAME TO BE A COMPLETE AND CORRECT STATEMENT OF BUSINESS AND AFFAIRS OF SAID UTILITY FOR THE PERIOD COVERED BY THIS REPORT IN RESPECT TO EACH AND EVERY MATTER AND THING SET FORTH, TO THE BEST OF MY KNOWLEDGE, INFORMATION AND BELIEF.

Sworn Statement: IN ACCORDANCE WITH THE REQUIREMENTS OF TITLE 40, ARTICLE 8, SECTION 40-401, ARIZONA REVISED STATUTES, IT IS HEREIN REPORTED THAT THE GROSS OPERATING REVENUE OF SAID UTILITY DERIVED FROM ARIZONA INTRASTATE UTILITY OPERATIONS DURING THE CALENDAR YEAR WAS:

Arizona Intrastate Gross Operating Revenues Only (\$)

\$4,663

(The amount in the box above includes

\$0 in sales taxes

billed or collected)

Carol Gonzalez

signature of owner/official

623-302-3239

telephone no.

SUBSCRIBED AND SWORN TO BEFORE ME A NOTARY PUBLIC
IN AND FOR THE COUNTY

MARICOPA

(county name)

THIS

25th

DAY OF


JULY 2019

(month) and (year)

MY COMMISSION EXPIRES

11/11/21

(date)



[Signature]

(signature of notary public)

Verification and Sworn Statement (Residential Revenue)

Verification:

State of Arizona I, the undersigned of the
(state name)

County of (county name): Pinal
Name (owner or official) title: CAROL GONZALEZ
Company name: Gonzalez Utility Services, LLC DBA Carter Water Company

DO SAY THAT THIS ANNUAL UTILITY PROPERTY TAX AND SALES TAX REPORT TO THE ARIZONA CORPORATION COMMISSION.

FOR THE YEAR ENDING: 12/31/18

HAS BEEN PREPARED UNDER MY DIRECTION, FROM THE ORIGINAL BOOKS, PAPERS AND RECORDS OF SAID UTILITY; THAT I HAVE CAREFULLY EXAMINED THE SAME, AND DECLARE THE SAME TO BE A COMPLETE AND CORRECT STATEMENT OF BUSINESS AND AFFAIRS OF SAID UTILITY FOR THE PERIOD COVERED BY THIS REPORT IN RESPECT TO EACH AND EVERY MATTER AND THING SET FORTH, TO THE BEST OF MY KNOWLEDGE, INFORMATION AND BELIEF.

Sworn Statement: IN ACCORDANCE WITH THE REQUIREMENTS OF TITLE 40, ARTICLE 8, SECTION 40-401, ARIZONA REVISED STATUTES, IT IS HEREIN REPORTED THAT THE GROSS OPERATING REVENUE OF SAID UTILITY DERIVED FROM ARIZONA INTRASTATE UTILITY OPERATIONS RECEIVED FROM RESIDENTIAL CUSTOMERS DURING THE CALENDAR YEAR WAS:

Arizona Intrastate Gross Operating Revenues Only (\$)

\$4,663

(The amount in the box above includes
\$0 in sales taxes
billed or collected)

Carol Gonzalez
signature of owner/official


623-302-3239
telephone no.

RECEIVED
2 JUL 2019 10:51

SUBSCRIBED AND SWORN TO BEFORE ME A NOTARY PUBLIC
IN AND FOR THE COUNTY MARICOPA
(county name)

THIS 25th DAY OF July 2019
(month) and (year)

MY COMMISSION EXPIRES 11/11/21
(date)



[Signature]
(signature of notary public)