

ANNUAL REPORT

Of

Company Name: Goodman Water Company
c/o Southwestern Utility Management, Inc.
P.O. Box 85160

Mailing Address: Tucson AZ
85754

Docket No.: W-02500A
For the Year Ended: 12/31/18

RECEIVED
APR 01 2019
ARIZONA CORP COMMISSION
UTILITIES DIVISION - DIRECTOR'S OFFICE

WATER UTILITY

To

Arizona Corporation Commission

Due on April 15th

Email: rdelafuente@azcc.gov, mail or deliver the completed Annual Report to:

Arizona Corporation Commission
Compliance Section - Utilities Division
1200 West Washington Street
Phoenix, Arizona 85007

Application Type:
Application Date:

Original Filing
3/15/19

4-9-19

ARIZONA CORPORATION COMMISSION
WATER UTILITY ANNUAL REPORT
Goodman Water Company
A Class Utility

1. For the Calendar Year Ended: 12/31/18

2. Address:
City: State: Zip Code:

3. Telephone Number:

4. Date of Original Organization of Utility:

5. Person to whom correspondence should be addressed concerning this report:

Name:
Telephone No. :
Address:
City: State: Zip Code:
Email:

6. On-Site Manager:

Name:
Telephone No. :
Address:
City: State: Zip Code:
Email:

7. Ownership:

8. Counties Served:

Utility Plant in Service (Water)							
Account No.	Description	Beginning Year Original Cost	Current Year Additions	Current Year Retirements	Adjusted Original Cost	Accumulated Depreciation	OCI/D (OC less AD)
301	Organization	\$0	\$0	\$0	\$0	\$0	\$0
302	Franchises	127,103	0	0	127,103	0	127,103
303	Land and Land Rights	494,159	0	0	494,159	0	494,159
304	Structures and Improvements	182,570	0	0	182,570	46,558	136,012
305	Collecting & Improving Reservoirs	0	0	0	0	0	0
306	Lake, River, Canal Intakes	0	0	0	0	0	0
307	Wells and Springs	428,888	0	0	428,888	192,168	236,720
308	Infiltration Galleries	0	0	0	0	0	0
309	Supply Mains	0	0	0	0	0	0
310	Power Generation Equipment	0	0	0	0	0	0
311	Pumping Equipment	1,066,299	0	0	1,066,299	492,043	574,256
320	Water Treatment Equipment	16,535	0	0	16,535	5,993	10,542
320.1	Water Treatment Plants	0	0	0	0	0	0
320.2	Solution Chemical Feeders	0	0	0	0	0	0
320.3	Point-of-Use Treatment Devices	0	0	0	0	0	0
330	Distribution Reservoirs and Standpipes	0	0	0	0	0	0
330.1	Storage Tanks	908,597	0	0	908,597	211,060	697,537
330.2	Pressure Tanks	0	0	0	0	0	0
331	Transmission and Distribution Mains	1,953,531	0	0	1,953,531	347,977	1,605,554
333	Services	410,168	0	0	410,168	161,050	249,118
334	Meters and Meter Installations	315,626	32,533	0	348,159	123,121	225,038
335	Hydrants	176,177	0	0	176,177	44,573	131,604
336	Backflow Prevention Devices	0	0	0	0	0	0
339	Other Plant and Misc. Equipment	241,085	22,746	0	263,831	120,070	143,761
340	Office Furniture and Equipment	0	0	0	0	0	0
340.1	Computer & Software	0	0	0	0	0	0
341	Transportation Equipment	0	0	0	0	0	0
342	Stores Equipment	0	0	0	0	0	0
343	Tools, Shop and Garage Equipment	0	0	0	0	0	0
344	Laboratory Equipment	0	0	0	0	0	0
345	Power Operated Equipment	0	0	0	0	0	0
346	Communication Equipment	0	0	0	0	0	0
347	Miscellaneous Equipment	0	0	0	0	0	0
348	Other Tangible Plant	0	0	0	0	0	0
	Totals	\$6,320,738	\$55,279	\$0	\$6,376,017	\$1,744,613	\$4,631,404

Instructions: Fill out the Grey Cells with the relevent information. Input 0 or none if there is nothing recorded in that account or there is no applicable information to report.

Goodman Water Company
 Annual Report
 Depreciation Expense for the Current Year (Water)
 12/31/18

Depreciation Expense for the Current Year (Water)								
Account No.	Description	Beginning Year Original Cost	Current Year Additions	Current Year Retirements	Adjusted Original Cost	Fully Depreciated/Non-depreciable Plant	Depreciation Percentages	Depreciation Expense
301	Organization	\$0	\$0	\$0	\$0	\$0	0.00%	\$0
302	Franchises	127,103	0	0	127,103	127,103	0.00%	0
303	Land and Land Rights	494,159	0	0	494,159	494,159	0.00%	0
304	Structures and Improvements	182,570	0	0	182,570	0	3.33%	6,087
305	Collecting & Improving Reservoirs	0	0	0	0	0	0.00%	0
306	Lake, River, Canal Intakes	0	0	0	0	0	0.00%	0
307	Wells and Springs	428,888	0	0	428,888	0	3.33%	14,296
308	Infiltration Galleries	0	0	0	0	0	0.00%	0
309	Supply Mains	0	0	0	0	0	0.00%	0
310	Power Generation Equipment	0	0	0	0	0	0.00%	0
311	Pumping Equipment	1,066,299	0	0	1,066,299	0	1.14%	12,206
320	Water Treatment Equipment	16,535	0	0	16,535	0	-	0
320.1	Water Treatment Plants	0	0	0	0	0	0.00%	0
320.2	Solution Chemical Feeders	0	0	0	0	0	0.00%	0
320.3	Point-of-Use Treatment Devices	0	0	0	0	0	0.00%	0
330	Distribution Reservoirs and Standpipes	0	0	0	0	0	-	0
330.1	Storage Tanks	908,597	0	0	908,597	0	2.36%	21,466
330.2	Pressure Tanks	0	0	0	0	0	0.00%	0
331	Transmission and Distribution Mains	1,953,531	0	0	1,953,531	0	2.00%	39,071
333	Services	410,168	0	0	410,168	0	3.33%	13,672
334	Meters and Meter Installations	315,626	32,533	0	348,159	0	7.40%	24,561
335	Hydrants	176,177	0	0	176,177	0	2.01%	3,548
336	Backflow Prevention Devices	0	0	0	0	0	0.00%	0
339	Other Plant and Misc. Equipment	241,085	22,746	0	263,831	0	6.65%	16,796
340	Office Furniture and Equipment	0	0	0	0	0	0.00%	0
340.1	Computer & Software	0	0	0	0	0	0.00%	0
341	Transportation Equipment	0	0	0	0	0	0.00%	0
342	Stores Equipment	0	0	0	0	0	0.00%	0
343	Tools, Shop and Garage Equipment	0	0	0	0	0	0.00%	0
344	Laboratory Equipment	0	0	0	0	0	0.00%	0
345	Power Operated Equipment	0	0	0	0	0	0.00%	0
346	Communication Equipment	0	0	0	0	0	0.00%	0
347	Miscellaneous Equipment	0	0	0	0	0	0.00%	0
348	Other Tangible Plant	0	0	0	0	0	0.00%	0
	Subtotal	\$6,320,738	\$55,279	\$0	\$6,376,017	\$621,262		\$151,703

Contribution(s) in Aid of Construction (Gross) \$0
 Less: Non Amortizable Contribution(s) 0
 Fully Amortized Contribution(s) 0
 Amortizable Contribution(s) \$0
 Times: Proposed Amortization Rate 2.64%
 Amortization of CIAC \$0

Less: Amortization of CIAC

DEPRECIATION EXPENSE

Instructions: Fill out the Grey Cells with the relevant information. Input 0 or none if there is nothing recorded in that account or there is no applicable information to report.

Goodman Water Company
 Annual Report
 Balance Sheet Assets
 12/31/18

Balance Sheet Assets				
	Assets		Balance at Beginning of Year (2018)	Balance at End of Year (2018)
Account No.	Current and Accrued Assets			
131	Cash		\$161,726	\$192,498
134	Working Funds		0	0
135	Temporary Cash Investments		0	0
141	Customer Accounts Receivable		5,063	32,436
146	Notes Receivable from Associated Companies		0	0
151	Plant Material and Supplies		0	0
162	Prepayments		1,405	1,066
174	Miscellaneous Current and Accrued Assets		100	100
	Total Current and Accrued Assets		\$168,294	\$226,100
Account No.	Fixed Assets			
101	Utility Plant in Service*		\$6,320,738	\$6,376,017
103	Property Held for Future Use		0	0
105	Construction Work in Progress		0	0
108	Accumulated Depreciation (enter as negative)*		(1,594,378)	(1,744,613)
121	Non-Utility Property		0	0
122	Accumulated Depreciation - Non Utility		0	0
	Total Fixed Assets		\$4,726,360	\$4,631,404
	Total Assets		\$4,894,654	\$4,857,504

Instructions: Fill out the Grey Cells with the relevant information. Input 0 or none if there is nothing recorded in that account or there is no applicable information to report.

*Note these items feed automatically from AR3 UPIS Page 3

Goodman Water Company
Annual Report
Balance Sheet Liabilities and Owners Equity

Balance Sheet Liabilities and Owners Equity				
	Liabilities		Balance at Beginning of Year (2018)	Balance at End of Year (2018)
Account No.	Current Liabilities			
231	Accounts Payable		\$28,530	\$29,598
232	Notes Payable (Current Portion)		0	0
234	Notes Payable to Associated Companies		0	0
235	Customer Deposits		186,500	193,404
236	Accrued Taxes		5,555	5,858
237	Accrued Interest		0	0
242	Miscellaneous Current and Accrued Liabilities		0	0
	Total Current Liabilities		\$220,585	\$228,860
	Long Term Debt			
224	Long Term Debt (Notes and Bonds)		\$373,030	\$348,889
	Deferred Credits			
251	Unamortized Premium on Debt		\$0	\$0
252	Advances in Aid of Construction		\$2,067,447	\$1,999,105
255	Accumulated Deferred Investment Tax Credits		0	0
271	Contributions in Aid of Construction		0	0
272	Less: Amortization of Contributions		0	0
281	Accumulated Deferred Income Tax		0	0
	Total Deferred Credits		\$2,067,447	\$1,999,105
	Total Liabilities		\$2,661,062	\$2,576,854
	Capital Accounts			
201	Common Stock Issued		\$113	\$113
211	Other Paid-In Capital		2,284,174	2,284,174
215	Retained Earnings		(50,695)	(3,637)
218	Proprietary Capital (Sole Props and Partnerships)		0	0
	Total Capital		\$2,233,592	\$2,280,650
	Total Liabilities and Capital		\$4,894,654	\$4,857,504

Instructions: Fill out the Grey Cells with the relevant information. Input 0 or none if there is nothing recorded in that account or there is no applicable information to report.

Note: Total liabilities and Capital must match total assets for the beginning and end of the year!

Goodman Water Company
Annual Report
Water Comparative Income Statement
12/31/18

Water Comparative Income Statement			
Account No.	Calendar Year	Current Year 01/01/2018 - 12/31/2018	Last Year 01/01/2017 - 12/31/2017
	Operating Revenue		
461	Metered Water Revenue	\$1,009,154	\$1,007,848
460	Unmetered Water Revenue	0	0
462	Fire Protection Revenue	0	0
469	Guaranteed Revenues (Surcharges)	0	0
471	Miscellaneous Service Revenues	0	0
474	Other Water Revenue	100	25
	Total Revenues	\$1,009,254	\$1,007,873
	Operating Expenses		
601	Salaries and Wages	\$140,000	\$115,000
604	Employee Pensions and Benefits	0	0
610	Purchased Water	0	0
615	Purchased Power	31,546	31,657
618	Chemicals	0	0
620	Materials and Supplies	0	0
620.1	Repairs and Maintenance	9,693	9,068
620.2	Office Supplies and Expense	16,548	11,813
630	Contractual Services	0	0
631	Contractual Services -Engineering	0	0
632	Contractual Services - Accounting	5,650	10,248
633	Contractual Services - Legal	1,152	325
634	Contractual Services - Management Fees	178,029	171,395
635	Contractual Services - Water Testing	2,477	3,258
636	Contractual Services - Other	0	0
640	Rents	0	0
641	Rental of Building/Real Property	0	0
642	Rental of Equipment	0	0
650	Transportation Expenses	0	0
657	Insurance - General Liability	7,720	7,424
657.1	Insurance - Health and Life	0	0
665	Regulatory Commission Expense - Rate	0	0
670	Bad Debt Expense	0	0
675	Miscellaneous Expense	5,353	5,890
403	Depreciation Expense (From Schedule AR4)	151,703	137,942
408	Taxes Other Than Income	0	2,550
408.11	Property Taxes	39,555	37,090
409	Income Taxes	0	0
427.1	Customer Security Deposit Interest	0	0
	Total Operating Expenses	\$589,426	\$543,660
	Operating Income / (Loss)	\$419,828	\$464,213
	Other Income / (Expense)		
419	Interest and Dividend Income	\$22	\$23
421	Non-Utility Income	19,797	16,791
426	Miscellaneous Non-Utility (Expense)	0	0
427	Interest (Expense)	(32,589)	(34,019)
	Total Other Income / (Expense)	(\$12,770)	(\$17,205)
	Net Income / (Loss)	\$407,058	\$447,008

Instructions: Fill out the Grey Cells with the relevant information. Input 0 or none if there is nothing recorded in that account or there is no applicable information to report.

Goodman Water Company
 Annual Report
 Supplemental Financial Data (Long-Term Debt)
 12/31/18

Supplemental Financial Data (Long-Term Debt)				
	Loan #1	Loan #2	Loan #3	Loan #4
Date Issued	2/18/2008	N/A	N/A	N/A
Source of Loan	EC Development	0	0	0
ACC Decision No.	56118	0	0	0
Reason for Loan	Expansion	0	0	0
Dollar Amt. Issued	\$527,400	\$0	\$0	\$0
Amount Outstanding	\$348,889	\$0	\$0	\$0
Date of Maturity	2/18/2028	N/A	N/A	N/A
Interest Rate	8.50%	N/A	N/A	N/A
Current Year Interest	\$30,781	\$0	\$0	\$0
Current Year Principal	\$24,141	\$0	\$0	\$0

Meter Deposit Balance at Test Year End:	\$112,592
---	-----------

Meter Deposits Refunded During the Test Year:	\$0
---	-----

List all bonds, notes, loans, and other types of indebtedness in which the proceeds were used in the provision of public utility service. Indebtedness incurred for personal uses by the owner of the utility should not be listed. Input 0 or none if there is nothing to report for that cell.

Water Utility Plant Description

Name of the System: Goodman Water
 ADEQ Public Water System Number: 11-130

WELLS

ADWR ID No *	Pump Horsepower	Pump Yield (gpm)	Casing Depth (feet)	Casing Diameter (inches)	Pump Motor Type **	Meter Size (inches)	Year Drilled	Arsenic Level (mg/L)
55-610541	75	550	700	12"	Turbine	8"	1982	0.0018
55-595228	100	800	618	16"	Turbine	8"	2004	0.0018
N/A	0	0	0	0	0	0	N/A	0.0000
N/A	0	0	0	0	0	0	N/A	0.0000
N/A	0	0	0	0	0	0	N/A	0.0000
N/A	0	0	0	0	0	0	N/A	0.0000
N/A	0	0	0	0	0	0	N/A	0.0000
N/A	0	0	0	0	0	0	N/A	0.0000
N/A	0	0	0	0	0	0	N/A	0.0000
N/A	0	0	0	0	0	0	N/A	0.0000
N/A	0	0	0	0	0	0	N/A	0.0000
N/A	0	0	0	0	0	0	N/A	0.0000

OTHER WATER SOURCES

Name or Description	Capacity (gpm)	Gallons Purchased or Obtained (in thousands)
N/A	0	0
N/A	0	0

BOOSTER PUMPS

Horsepower	GPM	Quantity
5	N/A	2
10	N/A	1
20	N/A	3
30	N/A	2
40	N/A	2
50	N/A	2
75	N/A	1

FIRE HYDRANTS

Type	Quantity
Standard ***	76
Other	N/A

STORAGE TANKS

Capacity	Material	Quantity
400,000	Steel	1
530,000	Steel	1
N/A	N/A	0

PRESSURE/BLADDER TANKS

Capacity	Quantity
5,000	6
N/A	0
N/A	0

Instructions: Fill out the Grey Cells with the relevant information. Input 0 or none if there is nothing recorded in that account or there is no applicable information to report. Copy and paste this sheet as many times as is necessary.

* Arizona Department of Water Resources ("ADWR") well identification number. For example 55-XXXXXX.

** Pump motor type, turbine or submersible.

*** A standard fire hydrant has two 2.5 inch hose connection nozzles with 7.5 threads per inch, and one 4.5 inch pumper connection nozzle with 4 threads per inch.

Water Utility Plant Description (Continued)					
MAINS			CUSTOMER METERS		
Sizes (inches)	Material	Length (feet)	Size (inches)	Quantity	
2	N/A	N/A	5/8 X 3/4	589	
3	PVC	950	3/4	367	
4	PVC	153	1	6	
5	N/A	N/A	1 1/2	2	
6	PVC	4,310	Compound 2	6	
8	PVC	22,169	Turbine 2	0	
10	N/A	N/A	Compound 3	3	
12	PVC	17,835	Turbine 3	0	
6	DIP	57	Compound 4	0	
8	DIP	661	Turbine 5	0	
N/A	N/A	N/A	Compound 6	0	
N/A	N/A	N/A	Turbine 6	0	
N/A	N/A	N/A	6+	0	

For the following three items, list the utility owned assets in each category for each system.

TREATMENT EQUIPMENT:	Two chlorinators
-----------------------------	------------------

STRUCTURES:	Shed and enclosures
--------------------	---------------------

OTHER:	Telemetry system, SCADA system
---------------	--------------------------------

Instructions: Fill out the Grey Cells with the relevent information. Input 0 or none if there is nothing recorded in that account or there is no applicable information to report. Copy and paste this sheet as many times as is necessary.

Water Use Data Sheet					
Name of the System:		Goodman Water			
ADEQ Public Water System Number:		11-130			
Month	Number of Customers	Gallons Sold (thousands) ¹	Gallons Pumped (thousands) ²	Gallons Purchased (thousands) ³	Estimated Gallons Authorized Use (thousands) ⁴
January	933	4,965	5,758	0	
February	936	4,109	2,987	0	
March	930	4,003	5,390	0	
April	936	4,190	4,711	0	
May	936	5,761	6,328	0	
June	942	5,358	5,629	0	
July	943	4,665	5,826	0	
August	946	5,158	6,085	0	
September	941	3,757	4,086	0	
October	953	5,432	5,988	0	
November	955	5,071	5,408	0	
December	956	4,157	4,564	0	
Totals		56,626	62,760	0	0

If the system has fire hydrants, what is the fire flow requirements? GPM for hrs.

Does the system have chlorination treatment?

Is the Water Utility located in an ADWR Active Management Area (AMA)?
 If yes, which AMA?

Does the Company have an ADWR Gallons Per Capita Per Day (GPCPD) requirement?
 If yes, provide the GPCPD amount:

If applicable, in the space below please provide a description for all un-metered water use along with amounts:

Instructions: Fill out the Grey Cells with the relevant information. Input 0 or none if there is nothing recorded in that account or there is no applicable information to report.

- 1 Gallons sold - Total gallons from customer meters, and other sold gallons such as Construction water.
- 2 Gallons pumped - Total gallons from pumped sources.
- 3 Gallons purchased - Total gallons purchased from other sources.
- 4 Estimated gallons authorized use - Total estimated gallons from authorized metered or unmetered use. Authorized use such as flushing (mains, services and hydrants) draining/cleaning tanks, process, construction, fire fighting, etc.

Goodman Water Company
 Annual Report
 Utility Shutoffs / Disconnects
 12/31/18

ADEQ System No. :	11-130
-------------------	--------

Utility Shutoffs / Disconnects			
Month	Termination without Notice R14-2-410.B	Termination with Notice R14-2-410.C	Other
January	0	9	0
February	0	3	0
March	0	8	0
April	0	10	0
May	0	0	0
June	0	11	0
July	0	11	0
August	0	8	0
September	0	3	0
October	0	3	0
November	0	10	0
December	0	8	0
Total	0	84	0

Other (description):

N/A

Instructions: Fill out the Grey Cells with the relevant information. Input 0 or none if there is nothing recorded in that account or there is no applicable information to report.

Verification and Statement (Residential Revenue)

Verification:

State of Arizona I, the undersigned of the
(state name)

County of (county name): Pinal
Name (owner or official) title: James Shiner, President
Company name: Goodman Water Company

RECEIVED
APR 01 2019
UTILITIES DIVISION - DIRECTOR'S OFFICE
ARIZONA CORP COMMISSION

DO SAY THAT THIS ANNUAL UTILITY PROPERTY TAX AND SALES TAX REPORT TO THE ARIZONA CORPORATION COMMISSION.

FOR THE YEAR ENDING: 12/31/18

HAS BEEN PREPARED UNDER MY DIRECTION, FROM THE ORIGINAL BOOKS, PAPERS AND RECORDS OF SAID UTILITY; THAT I HAVE CAREFULLY EXAMINED THE SAME, AND DECLARE THE SAME TO BE A COMPLETE AND CORRECT STATEMENT OF BUSINESS AND AFFAIRS OF SAID UTILITY FOR THE PERIOD COVERED BY THIS REPORT IN RESPECT TO EACH AND EVERY MATTER AND THING SET FORTH, TO THE BEST OF MY KNOWLEDGE, INFORMATION AND BELIEF.

Sworn Statement: IN ACCORDANCE WITH THE REQUIREMENTS OF TITLE 40, ARTICLE 8, SECTION 40-401, ARIZONA REVISED STATUTES, IT IS HEREIN REPORTED THAT THE GROSS OPERATING REVENUE OF SAID UTILITY DERIVED FROM ARIZONA INTRASTATE UTILITY OPERATIONS RECEIVED FROM RESIDENTIAL CUSTOMERS DURING THE CALENDAR YEAR WAS:

Arizona Intrastate Gross Operating Revenues Only (\$)

\$1,066,406

(The amount in the box above includes

\$71,237 in sales taxes
billed or collected)

[Signature]
signature of owner/official


N/A
telephone no.

SUBSCRIBED AND SWORN TO BEFORE ME A NOTARY PUBLIC
IN AND FOR THE COUNTY

PIMA
(county name)

THIS 27th DAY OF March 2019
(month) and (year)

MY COMMISSION EXPIRES Aug 8, 2021
(date)



[Signature]
(signature of notary public)

Property Taxes

Amount of actual property taxes paid during Calendar Year 2018 was

If no property taxes paid, explain why.

N/A

Instructions: Fill out the Grey Cells with the relevent information. Input 0 or none if there is nothing recorded in that account or there is no applicable information to report.



TREASURER PARCEL INQUIRY



PINAL COUNTY

901-90-20404 [New Parcel](#) [Parcel Inquiry Home](#) [Treasurer Home](#) [Contact Us](#) [Help](#)

PARCEL INQUIRY

- [TAX SUMMARY](#)
- [TAX BILL/COUPON](#)
- [TAX YEAR DUE](#)
- [PAYMENT HISTORY](#)
- [APPLIED INT/FEES](#)
- [VALUATIONS](#)
- [OWNER HISTORY](#)
- [SPLIT HISTORY](#)
- [UPDATE ADDRESS](#)
- [TAX BILL ESTIMATOR](#)
- [eNOTICES ONLINE](#)

Payment History

Tax Year:

Receipt	Batch #	Payment Date	Interest Date	Payee	Batch Amount
	9397404	02/13/2019	02/13/2019	GOODMAN WATER COMPANY	\$19,777.45
	9379887	10/22/2018	10/22/2018	GOODMAN WATER COMPANY	\$19,777.45
Tax Year	Payment Description	Code	Payment Type	Payment Amount	
2018	Tax Payment	TAX	Regular Tax	\$19,777.45	
Total Paid:					\$39,554.90




1 - 2 of 2 items

PAYMENTS

- [PAYMENT OPTIONS](#)
- [PAY ONLINE](#)

Click the arrow next to each payment to view the expanded details of the batch payment. Negative amounts indicate a reversal of a previous payment.

The generated receipt report will be a PDF document which requires the free Adobe Reader software, or equivalent PDF reader application to be installed on your computer to view.



REPORTS

- [TAX STATEMENT](#)
- [PAYMENT RECEIPT](#)
- [TAX RECEIPT](#)



TREASURER PARCEL INQUIRY



PINAL COUNTY

TAKE YOUR RECEIPTS ONLINE

901-90-20404	New Parcel	Parcel Inquiry Home	Treasurer Home	Contact Us	Help
---------------------	-------------------	-------------------------------------	--------------------------------	----------------------------	----------------------

PARCEL INQUIRY

- TAX SUMMARY
- TAX BILL/COUPON
- TAX YEAR DUE
- PAYMENT HISTORY**
- APPLIED INT/FEES
- VALUATIONS
- OWNER HISTORY
- SPLIT HISTORY
- UPDATE ADDRESS
- TAX BILL ESTIMATOR
- ENOTICES ONLINE

PAYMENTS

- PAYMENT OPTIONS
- PAY ONLINE

REPORTS

- TAX STATEMENT
- PAYMENT RECEIPT
- TAX RECEIPT

Payment History

Tax Year:


Receipt	Batch #	Payment Date	Interest Date	Payee	Batch Amount
	7018511	03/12/2018	03/12/2018	GOODMAN WATER COMPANY	\$18,544.79
Tax Year	Payment Description	Code	Payment Type	Payment Amount	
2017	Tax Payment	TAX	Regular Tax	\$18,544.79	
	7018202	10/24/2017	10/24/2017	GOODMAN WATER COMPANY	\$18,544.79
Total Paid:					\$37,089.58



1 - 2 of 2 items

Click the arrow next to each payment to view the expanded details of the batch payment. Negative amounts indicate a reversal of a previous payment.

The generated receipt report will be a PDF document which requires the free Adobe Reader software, or equivalent PDF reader application to be installed on your computer to view.



Note A

Per rate case hearing, docket # W-02500A-10-0382 and decision # 72897, Goodman Water Company was to defer depreciation expense due to excess capacity at the plant. The amounts to be deferred were \$269,306 for pre 2010 and \$44,136 for 2010 through 2014, for total deferred depreciation of \$489,986. Accordingly, accumulated depreciation and retained earnings have been adjusted to reflect this amount.

Verification and Statement (Taxes)

Verification: State of Arizona I, the undersigned of the
(state name)

County of (county name): Pinal
Name (owner or official) title: James Shiner, President
Company name: Goodman Water Company

RECEIVED
APR 01 2019
ARIZONA CORP COMMISSION
UTILITIES DIVISION - DIRECTOR'S OFFICE

DO SAY THAT THIS ANNUAL UTILITY PROPERTY TAX AND SALES TAX REPORT TO THE ARIZONA CORPORATION COMMISSION.

FOR THE YEAR ENDING: 12/31/18

HAS BEEN PREPARED UNDER MY DIRECTION, FROM THE ORIGINAL BOOKS, PAPERS AND RECORDS OF SAID UTILITY; THAT I HAVE CAREFULLY EXAMINED THE SAME, AND DECLARE THE SAME TO BE A COMPLETE AND CORRECT STATEMENT OF BUSINESS AND AFFAIRS OF SAID UTILITY FOR THE PERIOD COVERED BY THIS REPORT IN RESPECT TO EACH AND EVERY MATTER AND THING SET FORTH, TO THE BEST OF MY KNOWLEDGE, INFORMATION AND BELIEF.

Sworn Statement: I HEREBY ATTEST THAT ALL PROPERTY TAXES FOR SAID COMPANY ARE CURRENT AND PAID IN FULL.

I HEREBY ATTEST THAT ALL SALES TAXES FOR SAID COMPANY ARE CURRENT AND PAID IN FULL.


[Signature]
signature of owner/official

N/A
telephone no.

SUBSCRIBED AND SWORN TO BEFORE ME A NOTARY PUBLIC
IN AND FOR THE COUNTY

THIS 27th DAY OF Pima
March 2019
(month) and (year)

MY COMMISSION EXPIRES Aug 8, 2021
(date)



Kelli Perry
(signature of notary public)

Verification and Statement

Verification:

State of Arizona I, the undersigned of the
(state name)
County of (county name): Pinal
Name (owner or official) title: James Shiner, President
Company name: Goodman Water Company

RECEIVED
APR 01 2019
ARIZONA CORP COMMISSION
UTILITIES DIVISION - DIRECTOR'S OFFICE

DO SAY THAT THIS ANNUAL UTILITY PROPERTY TAX AND SALES TAX REPORT TO THE ARIZONA CORPORATION COMMISSION.

FOR THE YEAR ENDING: 12/31/18

HAS BEEN PREPARED UNDER MY DIRECTION, FROM THE ORIGINAL BOOKS, PAPERS AND RECORDS OF SAID UTILITY; THAT I HAVE CAREFULLY EXAMINED THE SAME, AND DECLARE THE SAME TO BE A COMPLETE AND CORRECT STATEMENT OF BUSINESS AND AFFAIRS OF SAID UTILITY FOR THE PERIOD COVERED BY THIS REPORT IN RESPECT TO EACH AND EVERY MATTER AND THING SET FORTH, TO THE BEST OF MY KNOWLEDGE, INFORMATION AND BELIEF.

Sworn Statement: IN ACCORDANCE WITH THE REQUIREMENTS OF TITLE 40, ARTICLE 8, SECTION 40-401, ARIZONA REVISED STATUTES, IT IS HEREIN REPORTED THAT THE GROSS OPERATING REVENUE OF SAID UTILITY DERIVED FROM ARIZONA INTRASTATE UTILITY OPERATIONS DURING THE CALENDAR YEAR WAS:

Arizona Intrastate Gross Operating Revenues Only (\$)
\$1,081,392
(The amount in the box above includes
\$72,238 in sales taxes
billed or collected)

[Handwritten Signature]

signature of owner/official


N/A

telephone no.

SUBSCRIBED AND SWORN TO BEFORE ME A NOTARY PUBLIC
IN AND FOR THE COUNTY

THIS 27th DAY OF PIMA
March 2019
(month) and (year)

MY COMMISSION EXPIRES Aug 8, 2021
(date)



[Handwritten Signature: Kelli Perry]

(signature of notary public)