

ANNUAL REPORT

Of

Company Name: Goodman Water Company
PO Box 85160

Mailing Address: Tucson AZ
85754

Docket No.: W-02500A
For the Year Ended: 12/31/19

**RECEIVED
BY EMAIL**

5/01/2020, 10:42 AM
ARIZONA CORPORATION COMMISSION
UTILITIES DIVISION

WATER UTILITY

To

Arizona Corporation Commission

Due on April 15th

Email: rdelafuente@azcc.gov, mail or deliver the completed Annual Report to:
Arizona Corporation Commission
Compliance Section - Utilities Division
1200 West Washington Street
Phoenix, Arizona 85007

Application Type: Original Filing
Application Date: 5/13/2020

ARIZONA CORPORATION COMMISSION
WATER UTILITY ANNUAL REPORT
Goodman Water Company
A Class Utility

For the Calendar Year Ended: 12/31/19

Primary Address:
City: State: Zip Code:

Telephone Number:

Date of Original Organization of Utility:

Person to whom correspondence should be addressed concerning this report:

Name:
Telephone No. :
Address:
City: State: Zip Code:
Email:

Regulatory Contact

Name:
Telephone No. :
Address:
City: State: Zip Code:
Email:

Name:
Telephone No. :
Address:
City: State: Zip Code:
Email:

Name:
Telephone No. :
Address:
City: State: Zip Code:
Email:

Name:
Telephone No. :
Address:
City: State: Zip Code:
Email:

Ownership:

Counties Served:

Important changes during the year

No	For those companies not subject to the affiliated interest rules, has there been a change in ownership or direct control during the year?
	If yes, please provide specific details in the box below.
	NA

No	Has the company been notified by any other regulatory authorities during the year, that they are out of compliance?
	If yes, please provide specific details in the box below.
	NA

Utility Plant in Service (Water)							
Account No.	Description	Beginning Year Original Cost	Current Year Additions	Current Year Retirements	Adjusted Original Cost	Accumulated Depreciation	OCLD (OC less AD)
301	Organization	\$0	\$0	\$0	\$0	\$0	\$0
302	Franchises	127,103			127,103		127,103
303	Land and Land Rights	494,159			494,159		494,159
304	Structures and Improvements	182,570			182,570	73,667	108,903
305	Collecting & Improving Reservoirs				0		0
306	Lake, River, Canal Intakes				0		0
307	Wells and Springs	428,888			428,888	207,175	221,713
308	Infiltration Galleries				0		0
309	Supply Mains				0		0
310	Power Generation Equipment				0		0
311	Pumping Equipment	1,066,299			1,066,299	1,022,257	44,042
320	Water Treatment Equipment	16,535	(16,535)		0		0
320.1	Water Treatment Plants				0		0
320.2	Solution Chemical Feeders		16,535		16,535	16,535	0
320.3	Point-of-Use Treatment Devices				0		0
330	Distribution Reservoirs and Standpipes				0		0
330.1	Storage Tanks	908,597	(6,230)		902,367	262,100	640,267
330.2	Pressure Tanks		6,230		6,230	779	5,451
331	Transmission and Distribution Mains	1,953,531			1,953,531	496,863	1,456,668
333	Services	410,168			410,168	174,614	235,554
334	Meters and Meter Installations	348,159	3,530		351,689	163,511	188,178
335	Hydrants	176,177	675		176,852	48,026	128,826
336	Backflow Prevention Devices				0		0
339	Other Plant and Misc. Equipment	263,831	(67,150)		196,681	182,306	14,375
340	Office Furniture and Equipment				0		0
340.1	Computer & Software				0		0
341	Transportation Equipment				0		0
342	Stores Equipment				0		0
343	Tools, Shop and Garage Equipment				0		0
344	Laboratory Equipment				0		0
345	Power Operated Equipment				0		0
346	Communication Equipment		69,870		69,870	14,649	55,221
347	Miscellaneous Equipment				0		0
348	Other Tangible Plant				0		0
	Totals	\$6,376,017	\$6,925	\$0	\$6,382,942	\$2,662,482	\$3,720,460

Depreciation Expense for the Current Year (Water)									
Account No.	Description	Beginning Year Original Cost	Current Year Additions	Current Year Retirements	Adjusted Original Cost	Fully Depreciated/Non-depreciable Plant	Depreciable Plant	Depreciation Percentages	Depreciation Expense
301	Organization	\$0	\$0	\$0	\$0	\$0	\$0	0.00%	\$0
302	Franchises	127,103	0	0	127,103	127,103	0	0.00%	0
303	Land and Land Rights	494,159	0	0	494,159	494,159	0	0.00%	0
304	Structures and Improvements	182,570	0	0	182,570		182,570	3.33%	6,080
305	Collecting & Improving Reservoirs	0	0	0	0		0		0
306	Lake, River, Canal Intakes	0	0	0	0		0		0
307	Wells and Springs	428,888	0	0	428,888		428,888	3.33%	14,282
308	Infiltration Galleries	0	0	0	0		0		0
309	Supply Mains	0	0	0	0		0		0
310	Power Generation Equipment	0	0	0	0		0		0
311	Pumping Equipment	1,066,299	0	0	1,066,299	978,428	87,871	12.50%	10,984
320	Water Treatment Equipment	16,535	(16,535)	0	0		0		0
320.1	Water Treatment Plants	0	0	0	0		0		0
320.2	Solution Chemical Feeders	0	16,535	0	16,535	15,947	588	20.00%	59
320.3	Point-of-Use Treatment Devices	0	0	0	0		0		0
330	Distribution Reservoirs and Standpipes	0	0	0	0		0		0
330.1	Storage Tanks	908,597	(6,230)	0	902,367		902,367	2.22%	20,033
330.2	Pressure Tanks	0	6,230	0	6,230		6,230	5.00%	312
331	Transmission and Distribution Mains	1,953,531	0	0	1,953,531		1,953,531	2.00%	39,071
333	Services	410,168	0	0	410,168		410,168	3.33%	13,659
334	Meters and Meter Installations	348,159	3,530	0	351,689		351,689	8.33%	29,149
335	Hydrants	176,177	675	0	176,852		176,852	2.00%	3,530
336	Backflow Prevention Devices	0	0	0	0		0		0
339	Other Plant and Misc. Equipment	263,831	(67,150)	0	196,681		196,681	6.67%	13,119
340	Office Furniture and Equipment	0	0	0	0		0		0
340.1	Computer & Software	0	0	0	0		0		0
341	Transportation Equipment	0	0	0	0		0		0
342	Stores Equipment	0	0	0	0		0		0
343	Tools, Shop and Garage Equipment	0	0	0	0		0		0
344	Laboratory Equipment	0	0	0	0		0		0
345	Power Operated Equipment	0	0	0	0		0		0
346	Communication Equipment	0	69,870	0	69,870		69,870	10.00%	6,851
347	Miscellaneous Equipment	0	0	0	0		0		0
348	Other Tangible Plant	0	0	0	0		0		0
	Subtotal	\$6,376,017	\$6,925	\$0	\$6,382,942	\$1,615,637	\$4,767,305		\$157,126

Contribution(s) in Aid of Construction (Gross)	\$0
Less: Non Amortizable Contribution(s)	0
Fully Amortized Contribution(s)	0
Amortizable Contribution(s)	<u>\$0</u>
Times: Proposed Amortization Rate	3.30%
Amortization of CIAC	\$0

Less: Amortization of CIAC \$0

DEPRECIATION EXPENSE **\$157,126**

Balance Sheet Assets				
	Assets		Balance at Beginning of Year (2019)	Balance at End of Year (2019)
Account No.	Current and Accrued Assets			
131	Cash		\$192,498	\$136,336
134	Working Funds			
135	Temporary Cash Investments			
141	Customer Accounts Receivable		32,436	4,241
146	Notes Receivable from Associated Companies			
151	Plant Material and Supplies			
162	Prepayments		1,066	1,160
174	Miscellaneous Current and Accrued Assets		100	100
	Total Current and Accrued Assets		\$226,100	\$141,837
Account No.	Fixed Assets			
101	Utility Plant in Service*		\$6,376,017	\$6,382,942
103	Property Held for Future Use			
105	Construction Work in Progress			
108	Accumulated Depreciation (enter as negative)*		(1,744,613)	(2,662,482)
121	Non-Utility Property			
122	Accumulated Depreciation - Non Utility			
	Total Fixed Assets		\$4,631,404	\$3,720,460
	Total Assets		\$4,857,504	\$3,862,297

*Note these items feed automatically from AR3 UPIS Page 4

Goodman Water Company
Annual Report
Balance Sheet Liabilities and Owners Equity

Balance Sheet Liabilities and Owners Equity				
	Liabilities		Balance at Beginning of Year (2019)	Balance at End of Year (2019)
Account No.	Current Liabilities			
231	Accounts Payable		\$29,598	\$7,427
232	Notes Payable (Current Portion)			
234	Notes Payable to Associated Companies			
235	Customer Deposits		193,404	87,286
236	Accrued Taxes		5,858	8,706
237	Accrued Interest			
242	Miscellaneous Current and Accrued Liabilities			
	Total Current Liabilities		\$228,860	\$103,419
	Long Term Debt			
224	Long Term Debt (Notes and Bonds)		\$348,889	\$322,614
	Deferred Credits			
251	Unamortized Premium on Debt		\$0	\$0
252	Advances in Aid of Construction		1,999,105	2,029,316
255	Accumulated Deferred Investment Tax Credits			
271	Contributions in Aid of Construction			
272	Less: Amortization of Contributions			
281	Accumulated Deferred Income Tax			
	Total Deferred Credits		\$1,999,105	\$2,029,316
	Total Liabilites		\$2,576,854	\$2,455,349
	Capital Accounts			
201	Common Stock Issued		\$113	\$113
211	Other Paid-In Capital		2,284,174	2,284,174
215	Retained Earnings		(3,637)	(877,339)
218	Proprietary Capital (Sole Props and Partnerships)		0	
	Total Capital		\$2,280,650	\$1,406,948
	Total Liabilities and Capital		\$4,857,504	\$3,862,297

Note: Total liabilities and Capital must match total assets for the beginning and end of the year!

Water Comparative Income Statement			
Account No.	Calendar Year	Current Year 01/01/2019 - 12/31/2019	Last Year 01/01/2018 - 12/31/2018
	Operating Revenue		
461	Metered Water Revenue	\$1,028,588	\$1,009,154
460	Unmetered Water Revenue		
462	Fire Protection Revenue		
469	Guaranteed Revenues (Surcharges)		
471	Miscellaneous Service Revenues		
474	Other Water Revenue	13,777	100
	Total Revenues	\$1,042,365	\$1,009,254
	Operating Expenses		
601	Salaries and Wages	\$0	\$140,000
604	Employee Pensions and Benefits		
610	Purchased Water		
615	Purchased Power	30,540	31,546
618	Chemicals		
620	Materials and Supplies	3,578	
620.1	Repairs and Maintenance	7,927	9,693
620.2	Office Supplies and Expense	21,005	16,548
630	Contractual Services	105,708	
631	Contractual Services - Engineering		
632	Contractual Services - Accounting	6,800	5,650
633	Contractual Services - Legal		1,152
634	Contractual Services - Management Fees	210,000	178,029
635	Contractual Services - Water Testing	2,659	2,477
636	Contractual Services - Other	4,952	
640	Rents		
641	Rental of Building/Real Property		
642	Rental of Equipment		
650	Transportation Expenses	3,612	
657	Insurance - General Liability	7,983	7,720
657.1	Insurance - Health and Life		
665	Regulatory Commission Expense - Rate		
670	Bad Debt Expense		
675	Miscellaneous Expense	2,269	5,353
403	Depreciation Expense (From Schedule AR4)	157,126	151,703
408	Taxes Other Than Income		
408.11	Property Taxes	41,401	39,555
409	Income Taxes	117,490	
427.1	Customer Security Deposit Interest	2,148	
	Total Operating Expenses	\$725,198	\$589,426
	Operating Income / (Loss)	\$317,167	\$419,828
	Other Income / (Expense)		
419	Interest and Dividend Income	\$134	\$22
421	Non-Utility Income	2,799	19,797
426	Miscellaneous Non-Utility (Expense)		0
427	Interest (Expense)	(28,648)	(32,589)
	Total Other Income / (Expense)	(\$25,715)	(\$12,770)
	Net Income / (Loss)	\$291,452	\$407,058

Full time equivalent employees

	Direct Company	Allocated	Outside service	Total
President				0.0
Vice-president				0.0
Manager				0.0
Engineering Staff				0.0
System Operator(s)			difficult to	0.0
Meter reader			determine	0.0
Customer Service			without	0.0
Accounting			significant	0.0
Business Office			analysis	0.0
Rates Department				0.0
Administrative Staff				0.0
Other				0.0
Total	0.0	0.0	0.0	0.0

Goodman Water Company
 Annual Report
 Supplemental Financial Data (Long-Term Debt)
 12/31/19

Supplemental Financial Data (Long-Term Debt)				
	Loan #1	Loan #2	Loan #3	Loan #4
Date Issued	2/18/2008			
Source of Loan	EC Development			
ACC Decision No.	56118			
Reason for Loan	Expansion			
Dollar Amt. Issued	\$527,400			
Amount Outstanding	\$322,614			
Date of Maturity	2/18/2028			
Interest Rate	8.50%			
Current Year Interest	\$28,648			
Current Year Principal	\$26,275			

Meter Deposit Balance at Test Year End:	\$98,280
---	----------

Meter Deposits Refunded During the Test Year:	\$15,628
---	----------

List all bonds, notes, loans, and other types of indebtedness in which the proceeds were used in the provision of public utility service. Indebtedness incurred for personal uses by the owner of the utility should not be listed. Input 0 or none if there is nothing to report for that cell.

Well and Water Usage

Name of the System: GOODMAN WATER COMPANY											
ADEQ Public Water System Number: AZ0411130											
ADWR PCC Number: 91-000561.0000											
Well registry 55# (55-XXXXXX):	Pump Horsepower	Pump Yield (gpm)	Casing Depth (feet)	Casing Diameter (inches)	Pump Motor Type **	Year Drilled	Water level 2010	Water level 2019	Meter Size (inches)	How measured:	Active
55-610541	75	550	700	12	Turbine	1982	210	300	8	Metered	Yes
55-595228	100	800	618	16	Turbine	2004	210	300	8	Metered	Yes

Name of system water delivered to: _____

ADWR PCC Number: NA

Source of water delivered to another system _____

Name of system water received from: _____

ADWR PCC Number: NA

Source of water received _____

Well registry 55# (55-XXXXXX): _____

Month	Water withdrawn (gallons) ¹	Water sold (gallons) ²	Water delivered (sold) to other systems (gallons) ³	Water received (purchased) from other systems (gallons) ⁴	Estimated authorized use (gallons) ⁵	Purchased Power Expense ⁶	Purchased Power (kWh) ⁷
January	4,634,000.00	4,363,520.00	0.00	0.00	0.00	\$2,466	17,722
February	4,438,000.00	4,051,941.00	0.00	0.00	0.00	1,947	15,073
March	3,858,000.00	3,534,909.00	0.00	0.00	0.00	2,361	18,050
April	5,072,000.00	4,710,150.00	0.00	0.00	0.00	2,383	18,307
May	4,973,500.00	4,629,250.00	0.00	0.00	0.00	2,675	21,642
June	5,622,700.00	5,302,220.00	0.00	0.00	0.00	2,764	22,843
July	6,026,800.00	5,651,780.00	0.00	0.00	0.00	2,759	23,900
August	6,165,500.00	5,831,320.00	0.00	0.00	0.00	2,794	24,040
September	5,935,000.00	5,498,510.00	0.00	0.00	0.00	2,803	22,365
October	5,564,500.00	5,124,860.00	0.00	0.00	0.00	2,519	19,163
November	5,190,500.00	4,787,110.00	0.00	0.00	0.00	2,800	22,472
December	4,184,500.00	3,958,060.00	0.00	0.00	0.00	2,383	17,508
Totals	61,665,000.00	57,443,630.00	0.00	0.00	0.00	\$30,654	243,085

If applicable, in the space below please provide a description for all un-metered water use along with amounts:

NA

¹ Water withdrawn - Total gallons of water withdrawn from pumped sources.
² Water sold - Total gallons from customer meters, and other sales such as construction water.
³ Water delivered (sold) to other systems - Total gallons of water delivered to other systems.
⁴ Water received (purchased) from other systems - Total gallons of water purchased/received from other systems.
⁵ Estimated authorized use - Total estimated gallons from authorized metered or unmetered use. Authorized uses such as flushing (mains, services and hydrants) draining/cleaning tanks, process, construction, fire fighting, etc. Non-authorized use (real losses) are service line breaks and leaks, water main breaks, meter inaccuracies and theft.
⁶ Enter the total purchased power costs for the power meters associated with this system.
⁷ Enter the total purchased kWh used by the power meters associated with this system.

Water Utility Plant Description			
Name of the System:	GOODMAN WATER COMPANY		
ADEQ Public Water System Number:	AZ0411130		
ADWR PCC Number:	91-000561.0000		

MAINS		
Sizes (inches)	Material	Length (feet)
3.00	PVC	950
4.00	PVC	153
6.00	PVC	4,310
6.00	DIP/ACP	57
8.00	PVC	22,169
8.00	DIP/ACP	661
12.00	PVC	17,835

CUSTOMER METERS			
Size (inches)	Quantity	Percent over 1,00,000 gallons	Percent over 10 years old
5/8 X 3/4	591	1%	22%
0.75	367	1%	22%
1	6	50%	50%
1.5	2	0%	0%
Compound 2	6	unknown	unknown
Compound 3	3	unknown	unknown

SERVICE LINES		
Material	Percent of system	Year installed
Copper	100%	all btw 1997 and 2018

BOOSTER PUMPS		
Horsepower	GPM	Quantity
5	50	2
10	120	1
20	350	3
30	400	2
40	600	2
50	900	2
75	1,400	1

FIRE HYDRANTS	
Type	Quantity
Standard *	76
Other	0

STORAGE TANKS			
Capacity (gallons)	Material	Quantity	Year installed
400,000	Steel	1	2001
530,000	Steel	1	2008

PRESSURE/BLADDER TANKS			
Capacity (gallons)	Material	Quantity	Year installed
5,000	Steel	1	mid 90's
5,000	Steel	4	2007

* A standard fire hydrant has two 2.5 inch hose connection nozzles with 7.5 threads per inch, and one 4.5 inch pumper connection nozzle with 4 threads per inch.

Water Utility Plant Description (Continued)
--

For the following three items, list the utility owned assets in each category for each system.

TREATMENT EQUIPMENT:	Tablet chlorination unit, liquid chlorination unit
-----------------------------	--

STRUCTURES:	Block wall fencing around all well sites, 12 x 15 foot storage building
--------------------	---

OTHER:	SCADA system and motion detectors at all sites.
---------------	---

Provide a calculation used to determine the value of one water equivalent residential connection (ERC).

Use one of the following methods:

- (a) If actual flow data are available from the preceding 12 months, divide the total annual single family residence (SFR) gallons sold by the average number of single family residence customers for the same period and divide the result by 365
- (b) If no historical flow data are available, use:
 $ERC = (\text{Total SFR gallons sold (Omit 000)} / 365 \text{ days} / 350 \text{ gallons per day})$

ERC	166
Method used:	(a)

Customer and Other Information	
Name of the System:	GOODMAN WATER COMPANY
ADEQ Public Water System Number:	AZ0411130
ADWR PCC Number:	91-000561.0000

Month	Number of Customers				Other Non-Residential
	Single-Family	Multi-Family	Commercial	Turf/Irrigation	
January	952	0	1	0	0
February	955	0	2	0	0
March	949	0	1	0	0
April	952	0	1	0	0
May	956	0	1	0	0
June	952	0	1	0	0
July	955	0	1	0	0
August	952	0	1	0	0
September	951	0	1	0	0
October	952	0	2	0	0
November	952	0	1	0	0
December	956	0	1	0	0

If the system has fire hydrants, what is the fire flow requirements? GPM for hrs.

Does the system have chlorination treatment?

Does the Company have an ADWR Gallons Per Capita Per Day (GPCPD) requirement?
 If yes, provide the GPCPD amount:

Is the Water Utility located in an ADWR Active Management Area (AMA)?
 If yes, which AMA?

What is the present system connection capacity (in ERCs *) using existing lines?

What is the future system connection capacity (in ERCs *) upon service area buildout?

Describe any plans and estimated completion dates for any enlargements or improvements of this system.

* an ERC is based on the calculation on the bottom of AR9 page 12.

Goodman Water Company
 Annual Report
 Utility Shutoffs / Disconnects
 12/31/19

Utility Shutoffs / Disconnects	
Name of the System:	GOODMAN WATER COMPANY
ADEQ Public Water System Number:	AZ0411130
ADWR PCC Number:	91-000561.0000

Month	Termination without Notice R14-2-410.B	Termination with Notice R14-2-410.C	Other
January	0	6	0
February	0	2	0
March	0	2	0
April	0	2	0
May	0	3	0
June	0	6	0
July	0	8	0
August	0	4	0
September	0	3	0
October	0	8	0
November	0	4	0
December	0	0	0
Total	0	48	0

Other (description):

NA

Instructions: Fill out the Grey Cells with the relevent information. Input 0 or none if there is nothing recorded in that account or there is no applicable information to report.

Property Taxes

Amount of actual property taxes paid during Calendar Year 2019 was

\$40,478

If no property taxes paid, explain why.

NA

Instructions: Fill out the Grey Cells with the relevant information. Input 0 or none if there is nothing recorded in that account or there is no applicable information to report.

Verification and Sworn Statement (Taxes)

Verification: State of Arizona I, the undersigned of the
(state name)

County of (county name): Pima
Name (owner or official) title: Paul Juhl, Manager
Company name: Goodman Water Company

DO SAY THAT THIS ANNUAL UTILITY PROPERTY TAX AND SALES TAX REPORT TO THE ARIZONA CORPORATION COMMISSION.

FOR THE YEAR ENDING: 12/31/19

HAS BEEN PREPARED UNDER MY DIRECTION, FROM THE ORIGINAL BOOKS, PAPERS AND RECORDS OF SAID UTILITY; THAT I HAVE CAREFULLY EXAMINED THE SAME, AND DECLARE THE SAME TO BE A COMPLETE AND CORRECT STATEMENT OF BUSINESS AND AFFAIRS OF SAID UTILITY FOR THE PERIOD COVERED BY THIS REPORT IN RESPECT TO EACH AND EVERY MATTER AND THING SET FORTH, TO THE BEST OF MY KNOWLEDGE, INFORMATION AND BELIEF.

Sworn Statement: I HEREBY ATTEST THAT ALL PROPERTY TAXES FOR SAID COMPANY ARE CURRENT AND PAID IN FULL.

I HEREBY ATTEST THAT ALL SALES TAXES FOR SAID COMPANY ARE CURRENT AND PAID IN FULL.

**RECEIVED
BY EMAIL
5/01/2020, 10:42 AM
ARIZONA CORPORATION COMMISSION
UTILITIES DIVISION**

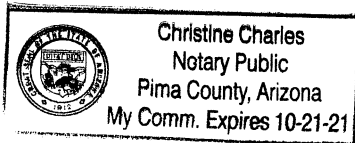
Paul Juhl
signature of owner/official

(520) 623-5172
telephone no.

SUBSCRIBED AND SWORN TO BEFORE ME A NOTARY PUBLIC
IN AND FOR THE COUNTY

THIS 30 DAY OF Pima County
April, 2020
(month) and (year)

MY COMMISSION EXPIRES 10-21-2021
(date)



Christine Charles
(signature of notary public)

Verification and Sworn Statement

Verification:

State of Arizona I, the undersigned of the
(state name)
County of (county name): Pima
Name (owner or official) title: Paul Juhl, Manager
Company name: Goodman Water Company

DO SAY THAT THIS ANNUAL UTILITY PROPERTY TAX AND SALES TAX REPORT TO THE ARIZONA CORPORATION COMMISSION.

FOR THE YEAR ENDING: 12/31/19

HAS BEEN PREPARED UNDER MY DIRECTION, FROM THE ORIGINAL BOOKS, PAPERS AND RECORDS OF SAID UTILITY; THAT I HAVE CAREFULLY EXAMINED THE SAME, AND DECLARE THE SAME TO BE A COMPLETE AND CORRECT STATEMENT OF BUSINESS AND AFFAIRS OF SAID UTILITY FOR THE PERIOD COVERED BY THIS REPORT IN RESPECT TO EACH AND EVERY MATTER AND THING SET FORTH, TO THE BEST OF MY KNOWLEDGE, INFORMATION AND BELIEF.

Sworn Statement: IN ACCORDANCE WITH THE REQUIREMENTS OF TITLE 40, ARTICLE 8, SECTION 40-401, ARIZONA REVISED STATUTES, IT IS HEREIN REPORTED THAT THE GROSS OPERATING REVENUE OF SAID UTILITY DERIVED FROM ARIZONA INTRASTATE UTILITY OPERATIONS DURING THE CALENDAR YEAR WAS:

Arizona Intrastate Gross Operating Revenues Only (\$)

\$1,120,918


(The amount in the box above includes

\$75,731 in sales taxes billed or collected)

**RECEIVED
BY EMAIL**

5/01/2020, 10:42 AM

ARIZONA CORPORATION COMMISSION
UTILITIES DIVISION



signature of owner/official

(520) 623-5172

telephone no.

SUBSCRIBED AND SWORN TO BEFORE ME A NOTARY PUBLIC
IN AND FOR THE COUNTY

THIS

30

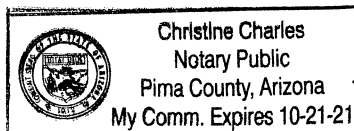
DAY OF


Pima County
(county name)

April, 2020
(month) and (year)

MY COMMISSION EXPIRES

10-21-2021
(date)




(signature of notary public)

Verification and Sworn Statement (Residential Revenue)

Verification:

State of Arizona I, the undersigned of the
(state name)

County of (county name): Pima
Name (owner or official) title: Paul Juhl, Manager
Company name: Goodman Water Company

DO SAY THAT THIS ANNUAL UTILITY PROPERTY TAX AND SALES TAX REPORT TO THE ARIZONA CORPORATION COMMISSION.

FOR THE YEAR ENDING: 12/31/19

HAS BEEN PREPARED UNDER MY DIRECTION, FROM THE ORIGINAL BOOKS, PAPERS AND RECORDS OF SAID UTILITY; THAT I HAVE CAREFULLY EXAMINED THE SAME, AND DECLARE THE SAME TO BE A COMPLETE AND CORRECT STATEMENT OF BUSINESS AND AFFAIRS OF SAID UTILITY FOR THE PERIOD COVERED BY THIS REPORT IN RESPECT TO EACH AND EVERY MATTER AND THING SET FORTH, TO THE BEST OF MY KNOWLEDGE, INFORMATION AND BELIEF.

Sworn Statement: IN ACCORDANCE WITH THE REQUIREMENTS OF TITLE 40, ARTICLE 8, SECTION 40-401, ARIZONA REVISED STATUTES, IT IS HEREIN REPORTED THAT THE GROSS OPERATING REVENUE OF SAID UTILITY DERIVED FROM ARIZONA INTRASTATE UTILITY OPERATIONS RECEIVED FROM RESIDENTIAL CUSTOMERS DURING THE CALENDAR YEAR WAS:

Arizona Intrastate Gross Operating Revenues Only (\$)

\$1,113,299
(The amount in the box above includes
\$74,776 in sales taxes
billed or collected)

**RECEIVED
BY EMAIL**

5/01/2020, 10:42 AM
ARIZONA CORPORATION COMMISSION
UTILITIES DIVISION

Paul Juhl
signature of owner/official

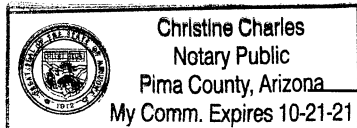
(520) 623-5172
telephone no.

SUBSCRIBED AND SWORN TO BEFORE ME A NOTARY PUBLIC
IN AND FOR THE COUNTY

Pima County
(county name)

THIS 30 DAY OF April, 2020
(month) and (year)

MY COMMISSION EXPIRES 10-21-2021
(date)


Christine Charles
Notary Public
Pima County, Arizona
My Comm. Expires 10-21-21

Christine Charles
(signature of notary public)