

**ANNUAL REPORT**

Of

Company Name:   
PO Box 350

Mailing Address: Chino Valley AZ  
86323

Docket No.: W-02467A  
For the Year Ended:

RECEIVED  
UTILITIES DIVISION  
2022 APR 14 A 7:55  
ARIZONA CORPORATION  
COMMISSION

**WATER UTILITY**

To

Arizona Corporation Commission

**Due on April 15th**

Email: Util-Compliance@azcc.gov, mail or deliver the completed Annual Report to:  
Arizona Corporation Commission  
Compliance Section - Utilities Division  
1200 West Washington Street  
Phoenix, Arizona 85007

Application Type:   
Application Date:

ARIZONA CORPORATION COMMISSION  
WATER UTILITY ANNUAL REPORT  
Granite Mountain Water Company  
A Class  Utility

For the Calendar Year Ended: 12/31/21

Primary Address: 

P.O Box 350			
City:	Chino Valley	State:	AZ
		Zip Code:	86323

Telephone Number: 928-717-2616

Date of Original Organization of Utility: 6/6/1985

Person to whom correspondence should be addressed concerning this report:

Name: Sara Pena  
Telephone No. : 928-717-2616  
Address: P.O Box 350  
City: Chino Valley State: AZ Zip Code: 86323  
Email: Sara@leviegroupp.com

Name: Rac Levie  
Telephone No. : 928-717-2616  
Address: P.O Box 350  
City: Chino Valley State: AZ Zip Code: 86323  
Email: sara@leviegroupp.com

Name: Dewey Levie  
Telephone No. : 928-717-2616  
Address: P.O Box 350  
City: Chino Valley State: AZ Zip Code: 86323  
Email: DH@leviehomes.com

Name:   
Telephone No. :   
Address:   
City: State: Zip Code:   
Email:

Name:   
Telephone No. :   
Address:   
City: State: Zip Code:   
Email:

Ownership: "S" Corporation

Counties Served: Yavapai

**Important changes during the year**

	For those companies not subject to the affiliated interest rules, has there been a change in ownership or direct control during the year?
	If yes, please provide specific details in the box below.
	N/A

	Has the company been notified by any other regulatory authorities during the year, that they are out of compliance?
	If yes, please provide specific details in the box below.
	N/A

Granite Mountain Water Company  
Annual Report  
Utility Plant in Service (Water)  
12/31/21

Utility Plant in Service (Water)							
Account No.	Description	Beginning Year Original Cost	Current Year Additions	Current Year Retirements	Adjusted Original Cost	Accumulated Depreciation	OCLD (OC less AD)
301	Organization	\$110	\$0	\$0	\$110	\$0	\$110
302	Franchises	0	0	0	0	0	0
303	Land and Land Rights	15,615	0	0	15,615	0	15,615
304	Structures and Improvements	68,126	0	0	68,126	38,304	29,822
305	Collecting & Improving Reservoirs	0	0	0	0	0	0
306	Lake, River, Canal Intakes	0	0	0	0	0	0
307	Wells and Springs	74,335	0	0	74,335	42,709	31,626
308	Infiltration Galleries	0	0	0	0	0	0
309	Supply Mains	10,330	0	0	10,330	310	10,020
310	Power Generation Equipment	912	0	0	912	479	433
311	Pumping Equipment	127,061	0	0	127,061	122,322	4,739
320	Water Treatment Equipment	0	0	0	0	0	0
320.1	Water Treatment Plants	0	0	0	0	0	0
320.2	Solution Chemical Feeders	7,745	0	0	7,745	0	7,745
320.3	Point-of-Use Treatment Devices	0	0	0	0	7,745	(7,745)
330	Distribution Reservoirs and Standpipes	0	0	0	0	0	0
330.1	Storage Tanks	172,640	0	0	172,640	34,550	138,090
330.2	Pressure Tanks	55,213	0	0	55,213	55,213	0
331	Transmission and Distribution Mains	450,034	0	0	450,034	331,935	118,099
333	Services	55,934	0	0	55,934	53,937	1,997
334	Meters and Meter Installations	10,975	36,633	7,683	39,926	2,943	36,982
335	Hydrants	8,774	0	0	8,774	6,953	1,821
336	Backflow Prevention Devices	1,428	0	0	1,428	1,428	0
339	Other Plant and Misc. Equipment	4,850	0	0	4,850	4,850	0
340	Office Furniture and Equipment	0	0	0	0	0	0
340.1	Computer & Software	5,617	0	0	5,617	5,004	614
341	Transportation Equipment	16,909	0	0	16,909	16,909	0
342	Stores Equipment	0	0	0	0	0	0
343	Tools, Shop and Garage Equipment	0	0	0	0	0	0
344	Laboratory Equipment	0	0	0	0	0	0
345	Power Operated Equipment	11,613	0	0	11,613	7,151	4,462
346	Communication Equipment	8,003	0	0	8,003	7,385	618
347	Miscellaneous Equipment	0	0	0	0	0	0
348	Other Tangible Plant	0	0	0	0	0	0
	<b>Totals</b>	<b>\$1,106,226</b>	<b>\$36,633</b>	<b>\$7,683</b>	<b>\$1,135,176</b>	<b>\$740,127</b>	<b>\$395,049</b>

Granite Mountain Water Company  
 Annual Report  
 Depreciation Expense for the Current Year (Water)  
 12/31/21

Depreciation Expense for the Current Year (Water)									
Account No.	Description	Beginning Year Original Cost	Current Year Additions	Current Year Retirements	Adjusted Original Cost	Fully Depreciated/Non-depreciable Plant	Depreciable Plant	Depreciation Percentages	Depreciation Expense
301	Organization	\$110	\$0	\$0	\$110	\$110	\$0	0.00%	\$0
302	Franchises	0	0	0	0	0	0	0.00%	0
303	Land and Land Rights	15,615	0	0	15,615	15,615	0	0.00%	0
304	Structures and Improvements	68,126	0	0	68,126	0	68,126	3.33%	2,269
305	Collecting & Improving Reservoirs	0	0	0	0	0	0	0.00%	0
306	Lake, River, Canal Intakes	0	0	0	0	0	0	0.00%	0
307	Wells and Springs	74,335	0	0	74,335	0	74,335	3.33%	2,475
308	Infiltration Galleries	0	0	0	0	0	0	6.67%	0
309	Supply Mains	10,330	0	0	10,330	0	10,330	2.00%	207
310	Power Generation Equipment	912	0	0	912	0	912	5.00%	46
311	Pumping Equipment	127,061	0	0	127,061	99,190	27,871	12.50%	3,484
320	Water Treatment Equipment	0	0	0	0	0	0	20.00%	0
320.1	Water Treatment Plants	0	0	0	0	0	0	3.33%	0
320.2	Solution Chemical Feeders	7,745	0	0	7,745	7,745	0	20.00%	0
320.3	Point-of-Use Treatment Devices	0	0	0	0	0	0	20.00%	0
330	Distribution Reservoirs and Standpipes	0	0	0	0	0	0	20.00%	0
330.1	Storage Tanks	172,640	0	0	172,640	0	172,640	2.22%	3,833
330.2	Pressure Tanks	55,213	0	0	55,213	55,213	0	5.00%	0
331	Transmission and Distribution Mains	450,034	0	0	450,034	0	450,034	2.00%	9,001
333	Services	55,934	0	0	55,934	0	55,934	3.33%	1,863
334	Meters and Meter Installations	10,975	36,633	7,683	39,926	0	39,926	8.33%	2,120
335	Hydrants	8,774	0	0	8,774	0	8,774	2.00%	175
336	Backflow Prevention Devices	1,428	0	0	1,428	1,428	0	6.67%	0
339	Other Plant and Misc. Equipment	4,850	0	0	4,850	4,850	0	6.67%	0
340	Office Furniture and Equipment	0	0	0	0	0	0	6.67%	0
340.1	Computer & Software	5,617	0	0	5,617	4,390	1,228	20.00%	246
341	Transportation Equipment	16,909	0	0	16,909	16,909	0	20.00%	0
342	Stores Equipment	0	0	0	0	0	0	4.00%	0
343	Tools, Shop and Garage Equipment	0	0	0	0	0	0	5.00%	0
344	Laboratory Equipment	0	0	0	0	0	0	10.00%	0
345	Power Operated Equipment	11,613	0	0	11,613	0	11,613	5.00%	581
346	Communication Equipment	8,003	0	0	8,003	8,003	0	10.00%	0
347	Miscellaneous Equipment	0	0	0	0	0	0	10.00%	0
348	Other Tangible Plant	0	0	0	0	0	0	10.00%	0
	<b>Subtotal</b>	<b>\$1,106,226</b>	<b>\$36,633</b>	<b>\$7,683</b>	<b>\$1,135,176</b>	<b>\$213,453</b>	<b>\$921,723</b>		<b>\$26,298</b>

Contribution(s) in Aid of Construction (Gross)	\$38,728
Less: Non Amortizable Contribution(s)	0
Fully Amortized Contribution(s)	0
Amortizable Contribution(s)	\$38,728
Times: Proposed Amortization Rate	2.85%
<b>Amortization of CIAC</b>	<b>\$1,105</b>

Less: Amortization of CIAC   
**DEPRECIATION EXPENSE**

Granite Mountain Water Company  
Annual Report  
Balance Sheet Assets  
12/31/21

<b>Balance Sheet Assets</b>				
	<b>Assets</b>		<b>Balance at Beginning of Year (2021)</b>	<b>Balance at End of Year (2021)</b>
<b>Account No.</b>	<b>Current and Accrued Assets</b>			
131	Cash		\$126,566	\$94,705
134	Working Funds		0	0
135	Temporary Cash Investments		0	0
141	Customer Accounts Receivable		13,385	14,454
146	Notes Receivable from Associated Companies		0	0
151	Plant Material and Supplies		0	0
162	Prepayments		0	0
174	Miscellaneous Current and Accrued Assets		0	0
	<b>Total Current and Accrued Assets</b>		<b>\$139,951</b>	<b>\$109,159</b>
<b>Account No.</b>	<b>Fixed Assets</b>			
101	Utility Plant in Service*		\$1,106,226	\$1,135,176
103	Property Held for Future Use		0	0
105	Construction Work in Progress		0	30,619
108	Accumulated Depreciation (enter as negative)*		(721,512)	(740,127)
121	Non-Utility Property		2,670	3,560
122	Accumulated Depreciation - Non Utility		0	0
	<b>Total Fixed Assets</b>		<b>\$387,384</b>	<b>\$429,228</b>
	<b>Total Assets</b>		<b>\$527,335</b>	<b>\$538,387</b>

\*Note these items feed automatically from AR3 UPIS Page 4

Granite Mountain Water Company  
Annual Report  
Balance Sheet Liabilities and Owners Equity

<b>Balance Sheet Liabilities and Owners Equity</b>				
	<b>Liabilities</b>		Balance at Beginning of Year (2021)	Balance at End of Year (2021)
<b>Account No.</b>	<b>Current Liabilities</b>			
231	Accounts Payable		\$0	\$0
232	Notes Payable (Current Portion)		0	0
234	Notes Payable to Associated Companies		0	0
235	Customer Deposits		600	600
236	Accrued Taxes		654	567
237	Accrued Interest		0	0
242	Miscellaneous Current and Accrued Liabilities		1,251	837
	<b>Total Current Liabilities</b>		<b>\$2,505</b>	<b>\$2,004</b>
	<b>Long Term Debt</b>			
224	Long Term Debt (Notes and Bonds)		\$124,803	\$116,764
	<b>Deferred Credits</b>			
251	Unamortized Premium on Debt		\$0	\$0
252	Advances in Aid of Construction		0	0
255	Accumulated Deferred Investment Tax Credits		0	0
271	Contributions in Aid of Construction		36,728	36,728
272	Less: Amortization of Contributions		(5,516)	(4,411)
281	Accumulated Deferred Income Tax		0	0
	<b>Total Deferred Credits</b>		<b>\$31,213</b>	<b>\$32,318</b>
	<b>Total Liabilities</b>		<b>\$158,520</b>	<b>\$151,086</b>
	<b>Capital Accounts</b>			
201	Common Stock Issued		\$177,139	\$177,139
211	Other Paid-In Capital		404,697	404,697
215	Retained Earnings		(213,022)	(194,535)
218	Proprietary Capital (Sole Props and Partnerships)		0	0
	<b>Total Capital</b>		<b>\$368,814</b>	<b>\$387,301</b>
	<b>Total Liabilities and Capital</b>		<b>\$527,335</b>	<b>\$538,387</b>

**Note: Total liabilities and Capital must match total assets for the beginning and end of the year!**

Granite Mountain Water Company  
Annual Report  
Water Comparative Income Statement  
12/31/21

<b>Water Comparative Income Statement</b>			
Account No.	Calendar Year	Current Year 01/01/2021 - 12/31/2021	Last Year 01/01/2020 - 12/31/2020
	<b>Operating Revenue</b>		
461	Metered Water Revenue	\$159,084	\$153,349
460	Unmetered Water Revenue	0	0
462	Fire Protection Revenue	0	0
469	Guaranteed Revenues (Surcharges)	0	0
471	Miscellaneous Service Revenues	0	0
474	Other Water Revenue	1,267	758
	<b>Total Revenues</b>	<b>\$160,350</b>	<b>\$154,107</b>
	<b>Operating Expenses</b>		
601	Salaries and Wages	\$48,018	\$31,438
604	Employee Pensions and Benefits	0	0
610	Purchased Water	0	0
615	Purchased Power	10,441	11,239
618	Chemicals	139	73
620	Materials and Supplies	8,781	2,112
620.1	Repairs and Maintenance	0	0
620.2	Office Supplies and Expense	8,220	8,965
630	Contractual Services	7,471	7,661
631	Contractual Services - Engineering	4,045	4,213
632	Contractual Services - Accounting	0	0
633	Contractual Services - Legal	0	0
634	Contractual Services - Management Fees	0	0
635	Contractual Services - Water Testing	1,188	946
636	Contractual Services - Other	0	0
640	Rents	2,848	2,677
641	Rental of Building/Real Property	0	0
642	Rental of Equipment	0	0
650	Transportation Expenses	5,671	4,987
657	Insurance - General Liability	7,140	5,746
657.1	Insurance - Health and Life	0	0
665	Regulatory Commission Expense - Rate	76	75
670	Bad Debt Expense	0	0
675	Miscellaneous Expense	1,137	972
403	Depreciation Expense (From Schedule AR4)	25,193	27,870
408	Taxes Other Than Income	17	0
408.11	Property Taxes	4,862	4,651
409	Income Taxes	0	0
427.1	Customer Security Deposit Interest	0	0
	<b>Total Operating Expenses</b>	<b>\$135,247</b>	<b>\$113,626</b>
	<b>Operating Income / (Loss)</b>	<b>\$25,104</b>	<b>\$40,481</b>
	<b>Other Income / (Expense)</b>		
419	Interest and Dividend Income	\$0	\$0
421	Non-Utility Income	0	0
426	Miscellaneous Non-Utility (Expense)	0	0
427	Interest (Expense)	5,297	6,087
	<b>Total Other Income / (Expense)</b>	<b>\$5,297</b>	<b>\$6,087</b>
	<b>Net Income / (Loss)</b>	<b>\$30,400</b>	<b>\$46,568</b>



**Full time equivalent employees**

	Direct Company	Allocated	Outside service	Total
President	0.1	0.0	0.1	0.2
Vice-president	0.0	0.0	0.0	0.0
Manager	0.0	0.0	0.0	0.0
Engineering Staff	0.0	0.0	0.0	0.0
System Operator(s)	0.2	0.0	0.2	0.4
Meter reader	0.0	0.0	0.0	0.0
Customer Service	0.0	0.0	0.0	0.0
Accounting	0.0	0.0	0.0	0.0
Business Office	0.0	0.0	0.0	0.0
Rates Department	0.0	0.0	0.0	0.0
Administrative Staff	0.2	0.0	0.2	0.4
Other	0.0	0.0	0.0	0.0
<b>Total</b>	0.5	0.0	0.5	1.0

Granite Mountain Water Company  
 Annual Report  
 Supplemental Financial Data (Long-Term Debt)  
 12/31/21

Supplemental Financial Data (Long-Term Debt)				
	Loan #1	Loan #2	Loan #3	Loan #4
Date Issued	9/12/2004			
Source of Loan	WIFA			
ACC Decision No.	72377			
Reason for Loan	Install New Well			
Dollar Amt. Issued	\$181,320			
Amount Outstanding	\$130,800			
Date of Maturity	5/1/2034			
Interest Rate	3.94%			
Current Year Interest	\$1,268			
Current Year Principal	\$8,013			

Meter Deposit Balance at Test Year End:	\$0
---	-----

Meter Deposits Refunded During the Test Year:	\$0
---	-----

**List all bonds, notes, loans, and other types of indebtedness in which the proceeds were used in the provision of public utility service. Indebtedness incurred for personal uses by the owner of the utility should not be listed. Input 0 or none if there is nothing to report for that cell.**

Well and Water Usage

Name of the System:		Granite Mountain Water Company									
ADEQ Public Water System Number:		AZ0413150									
ADWR PCC Number:		91-000673.0000									
Well registry 55# (55-XXXXXX):	Pump Horsepower	Pump Yield (gpm)	Casing Depth (feet)	Casing Diameter (inches)	Pump Motor Type **	Year Drilled	Water level 2011	Water level 2021	Meter Size (inches)	How measured:	Active
55-1554078	15	125	500	6	Submersible	1996	232	302	3	Metered	YES
55-210719	15	27	360	5	Submersible	2006	N/A	N/A	2	Metered	YES
55-511771	Not in Use	None	362	6	Submersible	2004	236	290	2	Metered	NO
55-220316	Not in Use	None	TBD	6	None	TBD	N/A	N/A	N/A	N/A	NO
55-502453	Not in Use	None	340	7	None	1982	N/A	N/A	N/A	N/A	NO
55-511301	Not in Use	None	288	6	None	1985	N/A	N/A	N/A	N/A	NO

Name of system water delivered to: N/A  
 ADWR PCC Number: #N/A  
 Source of water delivered to another system: N/A

Name of system water received from: N/A  
 ADWR PCC Number: #N/A  
 Source of water received: N/A  
 Well registry 55# (55-XXXXXX): N/A

Month	Water withdrawn (gallons)1	Water sold (gallons)2	Water delivered (sold) to other systems (gallons)3	Water received (purchased) from other systems (gallons)4	Estimated authorized use (gallons)5	Purchased Power Expense6	Purchased Power (kWh)7
January	2.21	1.84	0.00	0.00	0.00	\$746	4,914
February	2.86	1.82	0.00	0.00	0.00	828	5,564
March	1.96	1.56	0.00	0.00	0.00	654	4,243
April	3.31	2.60	0.00	0.00	0.00	791	5,178
May	4.14	3.66	0.00	0.00	0.00	1,044	6,284
June	5.98	5.96	0.00	0.00	0.00	1,385	9,481
July	3.03	2.58	0.00	0.00	0.00	1,276	8,409
August	2.69	2.15	0.00	0.00	0.00	801	4,595
September	3.31	3.84	0.00	0.00	0.00	914	5,373
October	2.58	2.44	0.00	0.00	0.00	847	4,962
November	2.89	2.36	0.00	0.00	0.00	766	4,891
December	2.57	1.55	0.00	0.00	0.00	771	4,915
<b>Totals</b>	<b>37.54</b>	<b>32.36</b>	<b>0.00</b>	<b>0.00</b>	<b>0.00</b>	<b>\$10,823</b>	<b>68,809</b>

If applicable, in the space below please provide a description for all un-metered water use along with amounts:

1 Water withdrawn - Total gallons of water withdrawn from pumped sources.  
 2 Water sold - Total gallons from customer meters, and other sales such as construction water.  
 3 Water delivered (sold) to other systems - Total gallons of water delivered to other systems.  
 4 Water received (purchased) from other systems - Total gallons of water purchased/received from other systems.  
 5 Estimated authorized use - Total estimated gallons from authorized metered or unmetered use. Authorized uses such as flushing (mains, services and hydrants) draining/cleaning tanks, process, construction, fire fighting, etc. Non-authorized use (real losses) are service line breaks and leaks, water main breaks, meter inaccuracies and theft.  
 6 Enter the total purchased power costs for the power meters associated with this system.  
 7 Enter the total purchased kWh used by the power meters associated with this system.

Water Utility Plant Description	
Name of the System:	Granite Mountain Water Company
ADEQ Public Water System Number:	AZ0413150
ADWR PCC Number:	91-000673.0000

MAINS		
Sizes (inches)	Material	Length (feet)
2.00	PVC	708
4.00	PVC	16,114
6.00	PVC	19,098

CUSTOMER METERS			
Size (inches)	Quantity	Percent over 1,000,000 gallons	Percent over 10 years old
5/8 x 3/4	103	42%	1%
1	36	2%	19%

SERVICE LINES			
Material	Percent of system	Year installed	
Copper	99%		
Pex	1%		

BOOSTER PUMPS			
Horsepower	GPM	Quantity	
5	160	2	

FIRE HYDRANTS	
Type	Quantity
Standard *	3
Other	

STORAGE TANKS			
Capacity (gallons)	Material	Quantity	Year installed
11,700	Steel	1	
50,000	Steel	2	

PRESSURE/BLADDER TANKS			
Capacity (gallons)	Material	Quantity	Year installed
2,000		1	

\* A standard fire hydrant has two 2.5 inch hose connection nozzles with 7.5 threads per inch, and one 4.5 inch pumper connection nozzle with 4 threads per inch.

<b>Water Utility Plant Description (Continued)</b>
--

For the following three items, list the utility owned assets in each category for each system.

<b>TREATMENT EQUIPMENT:</b>	Chlorination Pump Feeder System
-----------------------------	---------------------------------

<b>STRUCTURES:</b>	4- Well house structures 10' x 12', 1-Pressure tank facility containing 2,000 Gallons pressure tank and pumping
--------------------	---

<b>OTHER:</b>	
---------------	--

**Provide a calculation used to determine the value of one water equivalent residential connection (ERC).**

Use one of the following methods:

- (a) If actual flow data are available from the preceding 12 months, divide the total annual single family residence (SFR) gallons sold by the average number of single family residence customers for the same period and divide the result by
- (b) If no historical flow data are available, use:  
 $ERC = ( \text{Total SFR gallons sold (Omit 000)} / 365 \text{ days} / 350 \text{ gallons per day} )$

ERC 

380
-----

  
 Method used: 

(a)
-----

Customer and Other Information	
Name of the System:	Granite Mountain Water Company
ADEQ Public Water System Number:	AZ0413150
ADWR PCC Number:	91-000673.0000

Month	Number of Customers				
	Single-Family	Multi-Family	Commercial	Turf/Irrigation	Other Non-Residential
January	147	0	0	0	0
February	147	0	0	0	0
March	146	0	0	0	0
April	149	0	0	0	0
May	147	0	0	0	0
June	148	0	0	0	0
July	150	0	0	0	0
August	149	0	0	0	0
September	148	0	0	0	0
October	150	0	0	0	0
November	150	0	0	0	0
December	151	0	0	0	0

If the system has fire hydrants, what is the fire flow requirements?  GPM for  hrs.

Does the system have chlorination treatment?

Does the Company have an ADWR Gallons Per Capita Per Day (GPCPD) requirement?

If yes, provide the GPCPD amount:

Is the Water Utility located in an ADWR Active Management Area (AMA)?

If yes, which AMA?

What is the present system connection capacity (in ERCs \*) using existing lines?

What is the future system connection capacity (in ERCs \*) upon service area buildout?

Describe any plans and estimated completion dates for any enlargements or improvements of this system.

\* an ERC is based on the calculation on the bottom of AR9 page 12.

Granite Mountain Water Company  
 Annual Report  
 Utility Shutoffs / Disconnects  
 12/31/21

Utility Shutoffs / Disconnects	
Name of the System:	Granite Mountain Water Company
ADEQ Public Water System Number:	AZ0413150
ADWR PCC Number:	91-000673.0000

Month	Termination without Notice R14-2-410.B	Termination with Notice R14-2-410.C	Other
January	0	0	0
February	0	0	0
March	0	0	0
April	0	0	0
May	0	0	0
June	0	0	0
July	0	0	0
August	0	0	0
September	0	0	0
October	0	0	0
November	0	0	0
December	0	0	0
<b>Total</b>	<b>0</b>	<b>0</b>	<b>0</b>

**Other (description):**

**Instructions:** Fill out the Grey Cells with the relevent information. Input 0 or none if there is nothing recorded in that account or there is no applicable information to report.

Granite Mountain Water Company  
Annual Report  
Property Taxes  
12/31/21

<b>Property Taxes</b>	
-----------------------	--

Amount of actual property taxes paid during Calendar Year 2021 was	\$4,651
--	---------

If no property taxes paid, explain why.

<b>Instructions:</b> Fill out the Grey Cells with the relevant information. Input 0 or none if there is nothing recorded in that account or there is no applicable information to report.
---



**Verification and Sworn Statement (Taxes)**

Verification: State of Arizona I, the undersigned of the  
(state name)

County of (county name): Yavapai  
Name (owner or official) title: Rae Levie, President  
Company name: Granite Mountain Water Company

DO SAY THAT THIS ANNUAL UTILITY PROPERTY TAX AND SALES TAX REPORT TO THE ARIZONA CORPORATION COMMISSION.

FOR THE YEAR ENDING: 12/31/21

HAS BEEN PREPARED UNDER MY DIRECTION, FROM THE ORIGINAL BOOKS, PAPERS AND RECORDS OF SAID UTILITY; THAT I HAVE CAREFULLY EXAMINED THE SAME, AND DECLARE THE SAME TO BE A COMPLETE AND CORRECT STATEMENT OF BUSINESS AND AFFAIRS OF SAID UTILITY FOR THE PERIOD COVERED BY THIS REPORT IN RESPECT TO EACH AND EVERY MATTER AND THING SET FORTH, TO THE BEST OF MY KNOWLEDGE, INFORMATION AND BELIEF.

Sworn Statement:

RECEIVED  
UTILITIES DIVISION  
2022 APR 14 A 7:55  
ARIZONA CORPORATION  
COMMISSION

Rae Levie

signature of owner/official

928-717-2619

telephone no.

SUBSCRIBED AND SWORN TO BEFORE ME A NOTARY PUBLIC  
IN AND FOR THE COUNTY

THIS

12<sup>th</sup>


DAY OF

Yavapai  
(county name)

April 2022  
(month) and (year)

MY COMMISSION EXPIRES

5-14-2023  
(date)



Karen F Woods

(signature of notary public)

Verification and Sworn Statement

Verification:

State of Arizona I, the undersigned of the  
(state name)  
County of (county name): Yavapai  
Name (owner or official) title: Rae Levie, President  
Company name: Granite Mountain Water Company

DO SAY THAT THIS ANNUAL UTILITY PROPERTY TAX AND SALES TAX REPORT TO THE ARIZONA CORPORATION COMMISSION.

FOR THE YEAR ENDING: 12/31/21

HAS BEEN PREPARED UNDER MY DIRECTION, FROM THE ORIGINAL BOOKS, PAPERS AND RECORDS OF SAID UTILITY; THAT I HAVE CAREFULLY EXAMINED THE SAME, AND DECLARE THE SAME TO BE A COMPLETE AND CORRECT STATEMENT OF BUSINESS AND AFFAIRS OF SAID UTILITY FOR THE PERIOD COVERED BY THIS REPORT IN RESPECT TO EACH AND EVERY MATTER AND THING SET FORTH, TO THE BEST OF MY KNOWLEDGE, INFORMATION AND BELIEF.


Sworn Statement: IN ACCORDANCE WITH THE REQUIREMENTS OF TITLE 40, ARTICLE 8, SECTION 40-401, ARIZONA REVISED STATUTES, IT IS HEREIN REPORTED THAT THE GROSS OPERATING REVENUE OF SAID UTILITY DERIVED FROM ARIZONA INTRASTATE UTILITY OPERATIONS DURING THE CALENDAR YEAR WAS:

RECEIVED  
UTILITIES DIVISION  
2022 APR 14 A 7:55  
ARIZONA CORPORATION  
COMMISSION

Arizona Intrastate Gross Operating Revenues Only (\$)  
\$160,350  
(The amount in the box above includes  
\$10,173 in sales taxes  
billed or collected)

Rae Levie  
signature of owner/official  
928-717-2619  
telephone no.

SUBSCRIBED AND SWORN TO BEFORE ME A NOTARY PUBLIC  
IN AND FOR THE COUNTY Yavapai  
(county name)  
THIS 12<sup>th</sup> DAY OF April 2022  
(month) and (year)

MY COMMISSION EXPIRES  
 KAREN F WOODS  
NOTARY PUBLIC - ARIZONA  
YAVAPAI COUNTY  
COMMISSION # 563694  
MY COMMISSION EXPIRES  
MAY 14, 2023

5-14-2023  
(date)  
Karen F Woods  
(signature of notary public)

**Verification and Sworn Statement (Residential Revenue)**

**Verification:**

State of Arizona I, the undersigned of the  
(state name)

County of (county name): Yavapai  
Name (owner or official) title: Rae Levie, President  
Company name: Granite Mountain Water Company

DO SAY THAT THIS ANNUAL UTILITY PROPERTY TAX AND SALES TAX REPORT TO THE ARIZONA CORPORATION COMMISSION.

FOR THE YEAR ENDING: 12/31/21

HAS BEEN PREPARED UNDER MY DIRECTION, FROM THE ORIGINAL BOOKS, PAPERS AND RECORDS OF SAID UTILITY; THAT I HAVE CAREFULLY EXAMINED THE SAME, AND DECLARE THE SAME TO BE A COMPLETE AND CORRECT STATEMENT OF BUSINESS AND AFFAIRS OF SAID UTILITY FOR THE PERIOD COVERED BY THIS REPORT IN RESPECT TO EACH AND EVERY MATTER AND THING SET FORTH, TO THE BEST OF MY KNOWLEDGE, INFORMATION AND BELIEF.

**Sworn Statement:** IN ACCORDANCE WITH THE REQUIREMENTS OF TITLE 40, ARTICLE 8, SECTION 40-401, ARIZONA REVISED STATUTES, IT IS HEREIN REPORTED THAT THE GROSS OPERATING REVENUE OF SAID UTILITY DERIVED FROM ARIZONA INTRASTATE UTILITY OPERATIONS RECEIVED FROM RESIDENTIAL CUSTOMERS DURING THE CALENDAR YEAR WAS:

Arizona Intrastate Gross Operating Revenues Only (\$)

\$160,350

(The amount in the box above includes

\$10,173 in sales taxes  
billed or collected)

RECEIVED  
UTILITIES DIVISION  
2022 APR 14 A 7:55  
ARIZONA CORPORATION  
COMMISSION

Rae Levie  
signature of owner/official


928-717-2619  
telephone no.

SUBSCRIBED AND SWORN TO BEFORE ME A NOTARY PUBLIC  
IN AND FOR THE COUNTY

Yavapai  
(county name)

THIS 12<sup>th</sup> DAY OF April 2022  
(month) and (year)

MY COMMISSION EXPIRES 5-14-2023  
(date)



Karen F Woods  
(signature of notary public)

**for Income Tax Statement of Certification**

**Verification:**

State of Arizona I, the undersigned of the  
(state name)

County of (county name): Yavapai  
Name (owner or official) title: Rae Levie, President  
Company name: Granite Mountain Water Company

FOR THE YEAR ENDING: 12/31/21

**Sworn Statement:**

IN ACCORDANCE WITH THE REQUIREMENTS OF DECISION NO. 77084, BECAUSE THE UTILITY REQUIRES THE GROSS UP OF ADVANCES AND CONTRIBUTIONS, I HEREBY STATE THAT THE UTILITY A NET INCREASE IN CURRENT INCOME TAX EXPENSE OR A DECREASE IN DEFERRED TAX ASSET FOR A CARRY FORWARD ACCORDING TO GAAP IN AN AMOUNT EQUAL TO OR GREATER THAN THE AMOUNT OF THE REQUIRED GROSS UP PAID BY DEVELOPERS IN THE PERIOD COVERED BY THIS ANNUAL REPORT.

RECEIVED  
UTILITIES DIVISION  
2022 APR 14 A 7:55  
ARIZONA CORPORATION  
COMMISSION

Rae Levie

signature of owner/official

928-717-2619

telephone no.

SUBSCRIBED AND SWORN TO BEFORE ME A NOTARY PUBLIC  
IN AND FOR THE COUNTY

Yavapai

(county name)

THIS

12<sup>th</sup>


DAY OF

April 2022  
(month) and (year)

MY COMMISSION EXPIRES

5-14-2023

(date)



Karen F Woods

(signature of notary public)