

# ANNUAL REPORT

Of

Company Name: Granite Oaks Water Users Association  
PO Box 4947

Mailing Address: Chino Valley AZ  
86323

Docket No.: W-02539A  
For the Year Ended: 12/31/16

RECEIVED

MAY 08 2017

ARIZONA CORP COMMISSION  
UTILITIES DIVISION - DIRECTOR'S OFFICE

## WATER UTILITY

To

Arizona Corporation Commission

**Due on April 15th**

Email: [rdelafuente@azcc.gov](mailto:rdelafuente@azcc.gov), mail or deliver the completed Annual Report to:

Arizona Corporation Commission  
Compliance Section - Utilities Division  
1200 West Washington Street  
Phoenix, Arizona 85007

Application Type:

Original Filing

Application Date:

2016

5-8-17

51017

ARIZONA CORPORATION COMMISSION  
WATER UTILITY ANNUAL REPORT  
Granite Oaks Water Users Association  
A Class  Utility

1. For the Calendar Year Ended:

2. Address:   
City:  State:  Zip Code:

3. Telephone Number:

4. Date of Original Organization of Utility:

5. Person to whom correspondence should be addressed concerning this report:

Name:   
Telephone No. :   
Address:   
City:  State:  Zip Code:   
Email:

6. On-Site Manager:

Name:   
Telephone No. :   
Address:   
City:  State:  Zip Code:   
Email:

7. Ownership:

8. Counties Served:

Granite Oaks Water Users Association  
 Annual Report  
 Utility Plant in Service (Water)  
 12/31/16

Utility Plant in Service (Water)				
Account No.	Description	Original Cost	Accumulated Depreciation	OCLD (OC less AD)
301	Organization	\$0	\$0	\$0
302	Franchises	0	0	0
303	Land and Land Rights	68,068	0	68,068
304	Structures and Improvements	58,214	10,822	47,392
305	Collecting & Improving Reservoirs	0	0	0
306	Lake, River, Canal Intakes	0	0	0
307	Wells and Springs	0	0	0
308	Infiltration Galleries	0	0	0
309	Supply Mains	0	0	0
310	Power Generation Equipment	0	0	0
311	Pumping Equipment	91,295	20,216	71,079
320	Water Treatment Equipment	0	0	
320.1	Water Treatment Plants	1,396,647	414,029	982,618
320.2	Solution Chemical Feeders	0	0	0
320.3	Point-of-Use Treatment Devices	0	0	0
330	Distribution Reservoirs and Standpipes	0	0	
330.1	Storage Tanks	0	0	0
330.2	Pressure Tanks	0	0	0
331	Transmission and Distribution Mains	0	0	0
333	Services	0	0	0
334	Meters and Meter Installations	3,725	450	3,275
335	Hydrants	0	0	0
336	Backflow Prevention Devices	0	0	0
339	Other Plant and Misc. Equipment	118,902	19,055	99,847
340	Office Furniture and Equipment	0	0	0
340.1	Computer & Software	0	0	0
341	Transportation Equipment	0	0	0
342	Stores Equipment	0	0	0
343	Tools, Shop and Garage Equipment	0	0	0
344	Laboratory Equipment	0	0	0
345	Power Operated Equipment	0	0	0
346	Communication Equipment	0	0	0
347	Miscellaneous Equipment	0	0	0
348	Other Tangible Plant	0	0	0
	<b>Totals</b>	<b>\$1,736,851</b>	<b>\$464,572</b>	<b>\$1,272,279</b>

**Instructions:** Fill out the Grey Cells with the relevent information. Input 0 or none if there is nothing recorded in that account or there is no applicable information to report.

Granite Oaks Water Users Association  
 Annual Report  
 Depreciation Expense for the Current Year (Water)  
 12/31/16

Depreciation Expense for the Current Year (Water)								
Account No.	Description	Original Cost	Current Year Additions	Adjusted Original Cost	Fully Depreciated/Non-depreciable Plant	Depreciable Plant	Depreciation Percentages	Depreciation Expense
301	Organization	\$0		\$0		\$0		\$0
302	Franchises	0		0		0		0
303	Land and Land Rights	68,068		68,068		68,068		0
304	Structures and Improvements	58,214		58,214		58,214	2.00%	1,164
305	Collecting & Improving Reservoirs	0		0		0		0
306	Lake, River, Canal Intakes	0		0		0		0
307	Wells and Springs	0		0		0		0
308	Infiltration Galleries	0		0		0		0
309	Supply Mains	0		0		0		0
310	Power Generation Equipment	0		0		0		0
311	Pumping Equipment	91,295		91,295		91,295	2.00%	1,826
320	Water Treatment Equipment	0		0		0	-	0
320.1	Water Treatment Plants	1,396,647		1,396,647		1,396,647	2.00%	27,933
320.2	Solution Chemical Feeders	0		0		0		0
320.3	Point-of-Use Treatment Devices	0		0		0		0
330	Distribution Reservoirs and Standpipes	0		0		0	-	0
330.1	Storage Tanks	0		0		0		0
330.2	Pressure Tanks	0		0		0		0
331	Transmission and Distribution Mains	0		0		0		0
333	Services	0		0		0		0
334	Meters and Meter Installations	3,725		3,725		3,725	2.00%	75
335	Hydrants	0		0		0		0
336	Backflow Prevention Devices	0		0		0		0
339	Other Plant and Misc. Equipment	118,902		118,902		118,902	2.00%	2,378
340	Office Furniture and Equipment	0		0		0		0
340.1	Computer & Software	0		0		0		0
341	Transportation Equipment	0		0		0		0
342	Stores Equipment	0		0		0		0
343	Tools, Shop and Garage Equipment	0		0		0		0
344	Laboratory Equipment	0		0		0		0
345	Power Operated Equipment	0		0		0		0
346	Communication Equipment	0		0		0		0
347	Miscellaneous Equipment	0		0		0		0
348	Other Tangible Plant	0		0		0		0
	<b>Subtotal</b>	<b>\$1,736,851</b>	<b>\$0</b>	<b>\$1,736,851</b>	<b>\$0</b>	<b>\$1,736,851</b>		<b>\$33,376</b>

Contribution(s) in Aid of Construction (Gross)	\$622,222
Less: Non Amortizable Contribution(s)	0
Fully Amortized Contribution(s)	261,815
Amortizable Contribution(s)	<u>\$360,407</u>
Times: Proposed Amortization Rate	3.44%
<b>Amortization of CIAC</b>	12379.98045

Less: Amortization of CIAC

**DEPRECIATION EXPENSE**

**Instructions:** Fill out the Grey Cells with the relevant information. Input 0 or none if there is nothing recorded in that account or there is no applicable information to report.

Granite Oaks Water Users Association  
 Annual Report  
 Balance Sheet Assets  
 12/31/16

Balance Sheet Assets				
	Assets		Balance at Beginning of Year (2016)	Balance at End of Year (2016)
Account No.	<b>Current and Accrued Assets</b>			
131	Cash		\$51,543	\$76,240
134	Working Funds		0	0
135	Temporary Cash Investments		278,682	282,839
141	Customer Accounts Receivable		13,279	11,823
146	Notes Receivable from Associated Companies		0	0
151	Plant Material and Supplies		0	0
162	Prepayments		0	0
174	Miscellaneous Current and Accrued Assets			0
	<b>Total Current and Accrued Assets</b>		<b>\$343,504</b>	<b>\$370,902</b>
Account No.	<b>Fixed Assets</b>			
101	Utility Plant in Service*		\$1,776,951	\$1,736,851
103	Property Held for Future Use		0	0
105	Construction Work in Progress		0	0
108	Accumulated Depreciation (enter as negative)*		(471,303)	(464,572)
121	Non-Utility Property		0	0
122	Accumulated Depreciation - Non Utility		0	0
	<b>Total Fixed Assets</b>		<b>\$1,305,648</b>	<b>\$1,272,279</b>
	<b>Total Assets</b>		<b>\$1,649,152</b>	<b>\$1,643,181</b>

**Instructions:** Fill out the Grey Cells with the relevant information. Input 0 or none if there is nothing recorded in that account or there is no applicable information to report.

\*Note these items feed automatically from AR3 UPIS Page 2

Granite Oaks Water Users Association  
 Annual Report  
 Balance Sheet Liabilities and Owners Equity

<b>Balance Sheet Liabilities and Owners Equity</b>				
	<b>Liabilities</b>		Balance at Beginning of Year (2016)	Balance at End of Year (2016)
Account No.	<b>Current Liabilities</b>			
231	Accounts Payable		\$7,977	\$844
232	Notes Payable (Current Portion)		0	0
234	Notes Payable to Associated Companies		0	0
235	Customer Deposits		0	0
236	Accrued Taxes		950	0
237	Accrued Interest		0	0
242	Miscellaneous Current and Accrued Liabilities		0	0
	<b>Total Current Liabilities</b>		<b>\$8,927</b>	<b>\$844</b>
	<b>Long Term Debt</b>			
224	Long Term Debt (Notes and Bonds)		\$0	\$0
	<b>Deferred Credits</b>			
251	Unamortized Premium on Debt		\$0	\$0
252	Advances in Aid of Construction		3,973	3,763
255	Accumulated Deferred Investment Tax Credits		0	0
271	Contributions in Aid of Construction		618,459	618,459
272	Less: Amortization of Contributions		(249,446)	(261,815)
281	Accumulated Deferred Income Tax		0	0
	<b>Total Deferred Credits</b>		<b>\$372,986</b>	<b>\$360,407</b>
	<b>Total Liabilities</b>		<b>\$381,913</b>	<b>\$361,251</b>
	<b>Capital Accounts</b>			
201	Common Stock Issued		\$0	\$0
211	Other Paid-In Capital		0	0
215	Retained Earnings		1,267,239	1,281,930
218	Proprietary Capital (Sole Props and Partnerships)		0	0
	<b>Total Capital</b>		<b>\$1,267,239</b>	<b>\$1,281,930</b>
	<b>Total Liabilities and Capital</b>		<b>\$1,649,152</b>	<b>\$1,643,181</b>

**Instructions:** Fill out the Grey Cells with the relevant information. Input 0 or none if there is nothing recorded in that account or there is no applicable information to report.

**Note:** Total liabilities and Capital must match total assets for the beginning and end of the year!

<b>Water Comparative Income Statement</b>			
Account No.	Calendar Year	Current Year 01/01/2016 - 12/31/2016	Last Year 01/01/2015 - 12/31/2015
	<b>Operating Revenue</b>		
461	Metered Water Revenue	\$221,277	\$213,245
460	Unmetered Water Revenue	1,870	0
462	Fire Protection Revenue	0	0
469	Guaranteed Revenues (Surcharges)	0	0
471	Miscellaneous Service Revenues	0	0
474	Other Water Revenue	964	1,608
	<b>Total Revenues</b>	<b>\$224,111</b>	<b>\$214,853</b>
	<b>Operating Expenses</b>		
601	Salaries and Wages	\$0	\$0
604	Employee Pensions and Benefits	0	0
610	Purchased Water	0	0
615	Purchased Power	29,015	27,032
618	Chemicals	974	2,275
620	Materials and Supplies	0	0
620.1	Repairs and Maintenance	24,278	15,364
620.2	Office Supplies and Expense	7,918	5,802
630	Contractual Services	65,224	111,648
631	Contractual Services -Engineering	0	0
632	Contractual Services - Accounting	46,872	0
633	Contractual Services - Legal	0	0
634	Contractual Services - Management Fees	0	0
635	Contractual Services - Water Testing	0	0
636	Contractual Services - Other	0	0
635	Water Testing	2,946	2,136
640	Rents	0	0
641	Rental of Building/Real Property	0	0
642	Rental of Equipment	0	0
650	Transportation Expenses	0	0
657	Insurance - General Liability	6,270	6,098
657.1	Insurance - Health and Life	0	0
665	Regulatory Commission Expense - Rate	0	0
675	Miscellaneous Expense	419	2,041
403	Depreciation Expense (From Schedule AR4)	20,996	34,175
408	Taxes Other Than Income	0	0
408.11	Property Taxes	8,787	9,027
409	Income Taxes	0	0
	<b>Total Operating Expenses</b>	<b>\$213,699</b>	<b>\$215,598</b>
	<b>Operating Income / (Loss)</b>	<b>\$10,412</b>	<b>(\$745)</b>
	<b>Other Income / (Expense)</b>		
419	Interest and Dividend Income	\$4,158	\$2,314
421	Non-Utility Income	124	121
426	Miscellaneous Non-Utility (Expense)	(3)	12,180
427	Interest (Expense)	0	0
	<b>Total Other Income / (Expense)</b>	<b>\$4,279</b>	<b>\$14,615</b>
	<b>Net Income / (Loss)</b>	<b>\$14,691</b>	<b>\$13,870</b>

**Instructions:** Fill out the Grey Cells with the relevant information. Input 0 or none if there is nothing recorded in that account or there is no applicable information to report.

Supplemental Financial Data (Long-Term Debt)				
	Loan #1	Loan #2	Loan #3	Loan #4
Date Issued	n/a	n/a	n/a	n/a
Source of Loan				
ACC Decision No.				
Reason for Loan				
Dollar Amt. Issued				
Amount Outstanding				
Date of Maturity				
Interest Rate				
Current Year Interest				
Current Year Principal				

Meter Deposit Balance at Test Year End:	\$3,763
---	---------

Meter Deposits Refunded During the Test Year:	\$510
---	-------

***List all bonds, notes, loans, and other types of indebtedness in which the proceeds were used in the provision of public utility service. Indebtedness incurred for personal uses by the owner of the utility should not be listed. Input 0 or none if there is nothing to report for that cell.***



**Water Utility Plant Description**

Name of the System: Granite Oaks Water Users Association

ADEQ Public Water System Number: AZ04 13-155

WELLS								
ADWR ID No *	Pump Horsepower	Pump Yield (gpm)	Casing Depth (feet)	Casing Diameter (inches)	Pump Motor Type **	Meter Size (inches)	Year Drilled	Arsenic Level (mg/L)
55-524070	15	80	510	10	submersible	3	1989	4
55-601103	50	350	643	14	submersible	4	1,962	4
55-588634	50	350	574	14	submersible	4	2,003	4

OTHER WATER SOURCES		
Name or Description	Capacity (gpm)	Gallons Purchased or Obtained (in thousands)
n/a		

BOOSTER PUMPS		
Horsepower	GPM	Quantity
15	230	2
25	450	2

FIRE HYDRANTS	
Type	Quantity
Standard ***	41
Other	

STORAGE TANKS		
Capacity	Material	Quantity
100,000	metal	1
84,000	metal	1

PRESSURE/BLADDER TANKS	
Capacity	Quantity
2,800	1
3,200	1

**Instructions:** Fill out the Grey Cells with the relevent information. Input 0 or none if there is nothing recorded in that account or there is no applicable information to report. Copy and paste this sheet as many times as is necessary.

\* Arizona Department of Water Resources ("ADWR") well identification number. For example 55-XXXXXX.

\*\* Pump motor type, turbine or submersible.

\*\*\* A standard fire hydrant has two 2.5 inch hose connection nozzles with 7.5 threads per inch, and one 4.5 inch pumper connection nozzle with 4 threads per inch.

Water Utility Plant Description (Continued)				
MAINS			CUSTOMER METERS	
Sizes (inches)	Material	Length (feet)	Size (inches)	Quantity
2			5/8 X 3/4	456
3			3/4	2
4	PVC C900	5,850	1	10
5			1 1/2	0
6	PVC C900	57,997	Compound 2	1
8	PVC C900	4,532	Turbine 2	
10			Compound 3	
12			Turbine 3	
			Compound 4	
			Turbine 5	
			Compound 6	
			Turbine 6	
			6+	

For the following three items, list the utility owned assets in each category for each system.

<b>TREATMENT EQUIPMENT:</b>	1396647
-----------------------------	---------

<b>STRUCTURES:</b>	58214
--------------------	-------

<b>OTHER:</b>	122627
---------------	--------

**Instructions:** Fill out the Grey Cells with the relevant information. Input 0 or none if there is nothing recorded in that account or there is no applicable information to report. Copy and paste this sheet as many times as is necessary.

Water Use Data Sheet					
Name of the System:		Granite Oaks Water Users Association			
ADEQ Public Water System Number:		AZ04 13-155			
Month	Number of Customers	Gallons Sold (thousands) <sup>1</sup>	Gallons Pumped (thousands) <sup>2</sup>	Gallons Purchased (thousands) <sup>3</sup>	Estimated Gallons Authorized Use (thousands) <sup>4</sup>
January	461	2,057,048	2,260,300	0	
February	466	2,304,453	2,488,800	0	
March	464	3,933,640	4,216,200	0	
April	464	4,431,514	4,594,900	0	
May	469	5,184,819	5,476,400	0	
June	466	9,491,730	9,901,000	0	
July	465	7,375,688	7,741,600	0	
August	473	5,961,676	6,165,300	0	
September	465	6,309,850	6,546,600	0	
October	465	4,575,260	4,806,600	0	
November	468	4,397,361	4,709,600	0	
December	466	2,151,842	2,339,300	0	
	<b>Totals</b>	<b>58,174,881</b>	<b>61,246,600</b>	<b>0</b>	<b>0</b>

If the system has fire hydrants, what is the fire flow requirements?  GPM for  hrs.

Does the system have chlorination treatment?

Is the Water Utility located in an ADWR Active Management Area (AMA)?   
 If yes, which AMA?

Does the Company have an ADWR Gallons Per Capita Per Day (GPCPD) requirement?   
 If yes, provide the GPCPD amount:

**If applicable, in the space below please provide a description for all un-metered water use along with amounts:**

**Instructions:** Fill out the Grey Cells with the relevant information. Input 0 or none if there is nothing recorded in that account or there is no applicable information to report.

- 1 Gallons sold - Total gallons from customer meters.
- 2 Gallons pumped - Total gallons from pumped sources.
- 3 Gallons purchased - Total gallons purchased from other sources.
- 4 Estimated gallons authorized use - Total estimated gallons from authorized metered or unmetered use. Authorized use such as flushing (mains, services and hydrants) draining/cleaning tanks, process, construction, fire fighting, etc.

Granite Oaks Water Users Association  
 Annual Report  
 Utility Shutoffs / Disconnects  
 12/31/16

ADEQ System No. :	AZ04 13-155
-------------------	-------------

Utility Shutoffs / Disconnects			
Month	Termination without Notice R14-2-410.B	Termination with Notice R14-2-410.C	Other
January		3	
February		3	
March		1	
April		0	
May		3	
June		0	
July		2	
August		2	
September		2	
October		4	
November		4	
December		4	
<b>Total</b>	<b>0</b>	<b>28</b>	<b>0</b>

**Other (description):**

<p><b>Instructions:</b> Fill out the Grey Cells with the relevant information. Input 0 or none if there is nothing recorded in that account or there is no applicable information to report.</p>
--

Granite Oaks Water Users Association  
Annual Report  
Property Taxes  
12/31/16


Property Taxes	
----------------	--

Amount of actual property taxes paid during Calendar Year 2015 was	
--	--

	\$8,786
--	---------

If no property taxes paid, explain why.
---

<b>Instructions:</b> Fill out the Grey Cells with the relevent information. Input 0 or none if there is nothing recorded in t there is no applicable information to report.
--



hat account or

Verification and Statement (Taxes)

Verification: State of Arizona I, the undersigned of the  
(state name)

County of (county name): Yavapai  
Name (owner or official) title: Gerry Garcia  
Company name: Granite Oaks Water Users Association

DO SAY THAT THIS ANNUAL UTILITY PROPERTY TAX AND SALES TAX REPORT TO THE ARIZONA CORPORATION COMMISSION.

FOR THE YEAR ENDING: 12/31/16

HAS BEEN PREPARED UNDER MY DIRECTION, FROM THE ORIGINAL BOOKS, PAPERS AND RECORDS OF SAID UTILITY; THAT I HAVE CAREFULLY EXAMINED THE SAME, AND DECLARE THE SAME TO BE A COMPLETE AND CORRECT STATEMENT OF BUSINESS AND AFFAIRS OF SAID UTILITY FOR THE PERIOD COVERED BY THIS REPORT IN RESPECT TO EACH AND EVERY MATTER AND THING SET FORTH, TO THE BEST OF MY KNOWLEDGE, INFORMATION AND BELIEF.

Sworn Statement: I HEREBY ATTEST THAT ALL PROPERTY TAXES FOR SAID COMPANY ARE CURRENT AND PAID IN FULL.

I HEREBY ATTEST THAT ALL SALES TAXES FOR SAID COMPANY ARE CURRENT AND PAID IN FULL.

RECEIVED

MAY 06 2017

ARIZONA CORPORATION COMMISSION  
UTILITIES DIVISION - DIRECTOR'S OFFICE

Gerry Garcia  
signature of owner/official

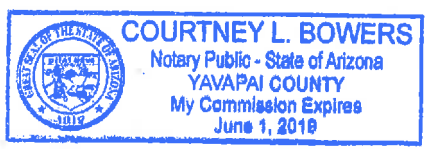
(928) 583 0655  
telephone no.

SUBSCRIBED AND SWORN TO BEFORE ME A NOTARY PUBLIC  
IN AND FOR THE COUNTY

THIS 3rd DAY OF May, 2017  
(month) and (year)

MY COMMISSION EXPIRES

6-1-19  
(date)



Courtney L. Bowers  
(signature of notary public)

Verification and Statement

Verification:

State of Arizona I, the undersigned of the  
(state name)

County of (county name): Yavapai  
Name (owner or official) title: Gerry Garcia  
Company name: Granite Oaks Water Users Association

DO SAY THAT THIS ANNUAL UTILITY PROPERTY TAX AND SALES TAX REPORT TO THE ARIZONA CORPORATION COMMISSION.

FOR THE YEAR ENDING: 12/31/16

HAS BEEN PREPARED UNDER MY DIRECTION, FROM THE ORIGINAL BOOKS, PAPERS AND RECORDS OF SAID UTILITY; THAT I HAVE CAREFULLY EXAMINED THE SAME, AND DECLARE THE SAME TO BE A COMPLETE AND CORRECT STATEMENT OF BUSINESS AND AFFAIRS OF SAID UTILITY FOR THE PERIOD COVERED BY THIS REPORT IN RESPECT TO EACH AND EVERY MATTER AND THING SET FORTH, TO THE BEST OF MY KNOWLEDGE, INFORMATION AND BELIEF.

Sworn Statement: IN ACCORDANCE WITH THE REQUIREMENTS OF TITLE 40, ARTICLE 8, SECTION 40-401, ARIZONA REVISED STATUTES, IT IS HEREIN REPORTED THAT THE GROSS OPERATING REVENUE OF SAID UTILITY DERIVED FROM ARIZONA INTRASTATE UTILITY OPERATIONS DURING THE CALENDAR YEAR WAS:

Arizona Intrastate Gross Operating Revenues Only (\$)

\$242,747

(The amount in the box above includes

\$14,354 in sales taxes

billed or collected)

RECEIVED  
MAY 06 2017  
ARIZONA CORPORATION COMMISSION  
UTILITIES DIVISION - DIRECTOR'S OFFICE

Gerry Garcia  
signature of owner/official

(928) 583 0655

telephone no.

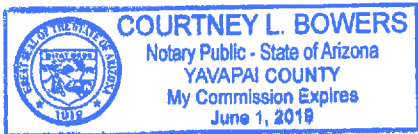
SUBSCRIBED AND SWORN TO BEFORE ME A NOTARY PUBLIC  
IN AND FOR THE COUNTY

THIS 3rd DAY OF May 2017  
(month) and (year)

MY COMMISSION EXPIRES

6.1.19  
(date)

Courtney L. Bowers  
(signature of notary public)





Verification and Statement (Residential Revenue)

Verification:

State of Arizona I, the undersigned of the  
(state name)

County of (county name): Yavapai  
Name (owner or official) title: Gerry Garcia  
Company name: Granite Oaks Water Users Association

DO SAY THAT THIS ANNUAL UTILITY PROPERTY TAX AND SALES TAX REPORT TO THE ARIZONA CORPORATION COMMISSION.

FOR THE YEAR ENDING: 12/31/16

HAS BEEN PREPARED UNDER MY DIRECTION, FROM THE ORIGINAL BOOKS, PAPERS AND RECORDS OF SAID UTILITY; THAT I HAVE CAREFULLY EXAMINED THE SAME, AND DECLARE THE SAME TO BE A COMPLETE AND CORRECT STATEMENT OF BUSINESS AND AFFAIRS OF SAID UTILITY FOR THE PERIOD COVERED BY THIS REPORT IN RESPECT TO EACH AND EVERY MATTER AND THING SET FORTH, TO THE BEST OF MY KNOWLEDGE, INFORMATION AND BELIEF.

Sworn Statement: IN ACCORDANCE WITH THE REQUIREMENTS OF TITLE 40, ARTICLE 8, SECTION 40-401, ARIZONA REVISED STATUTES, IT IS HEREIN REPORTED THAT THE GROSS OPERATING REVENUE OF SAID UTILITY DERIVED FROM ARIZONA INTRASTATE UTILITY OPERATIONS RECEIVED FROM RESIDENTIAL CUSTOMERS DURING THE CALENDAR YEAR WAS:

Arizona Intrastate Gross Operating Revenues Only (\$)

\$242,747

(The amount in the box above includes

\$14,354 in sales taxes  
billed or collected)

RECEIVED

MAY 06 2017

ARIZONA CORP COMMISSION  
UTILITIES DIVISION - DIRECTOR'S OFFICE

Gerry Garcia  
signature of owner/official

(928) 583 0655  
telephone no.

SUBSCRIBED AND SWORN TO BEFORE ME A NOTARY PUBLIC  
IN AND FOR THE COUNTY

Yavapai  
(county name)

THIS 3rd DAY OF May 2017  
(month) and (year)

MY COMMISSION EXPIRES 6.1.19  
(date)



[Signature]  
(signature of notary public)