

RECEIVED
UTILITIES DIVISION
2019 FEB 28 A 9:40
ARIZONA CORPORATION COMMISSION

ANNUAL REPORT

Of

Company Name: Granite Oaks Water Users Association

PO Box 4947

Mailing Address: Chino Valley AZ
86323

Docket No.: W-02539A
For the Year Ended: 12/31/17

WATER UTILITY

To

Arizona Corporation Commission

Due on April 15th

Email: rdelafuente@azcc.gov, mail or deliver the completed Annual Report to:
Arizona Corporation Commission
Compliance Section - Utilities Division
1200 West Washington Street
Phoenix, Arizona 85007

Application Type: Original Filing
Application Date: 2/22/2019

3-1-19

ARIZONA CORPORATION COMMISSION
WATER UTILITY ANNUAL REPORT
Granite Oaks Water Users Association
A Class Utility

1. For the Calendar Year Ended: 12/31/17

2. Address:

PO Box 4947			
City:	Chino Valley	State:	Arizona
		Zip Code:	86323

3. Telephone Number: 928.583.0655

4. Date of Original Organization of Utility: 7/12/1989

5. Person to whom correspondence should be addressed concerning this report:

Name: Bruce Eldredge
Telephone No. : 928.636.1725
Address:

PO Box 4947			
City:	Chino Valley	State:	Arizona
		Zip Code:	86323

Email: info@mditaxes.com

6. On-Site Manager:

Name: Robert Busch
Telephone No. : 928.583.0655
Address:

PO Box 4947			
City:	Chino Valley	State:	Arizona
		Zip Code:	86323

Email: rmbusch@cableone.net

7. Ownership: Association--Cooperative

8. Counties Served: Yavapai

Utility Plant in Service (Water)							
Account No.	Description	Beginning Year Original Cost	Current Year Additions	Current Year Retirements	Adjusted Original Cost	Accumulated Depreciation	OCLD (OC less AD)
301	Organization	\$0	\$0	\$0	\$0	\$0	\$0
302	Franchises	0	0	0	0	0	0
303	Land and Land Rights	68,068	0	0	68,068	0	68,068
304	Structures and Improvements	58,214	0	0	58,214	11,985	46,229
305	Collecting & Improving Reservoirs	0	0	0	0	0	0
306	Lake, River, Canal Intakes	0	0	0	0	0	0
307	Wells and Springs	0	0	0	0	0	0
308	Infiltration Galleries	0	0	0	0	0	0
309	Supply Mains	0	0	0	0	0	0
310	Power Generation Equipment	0	0	0	0	0	0
311	Pumping Equipment	91,295	0	0	91,295	22,042	69,253
320	Water Treatment Equipment	0	0	0	0	0	0
320.1	Water Treatment Plants	1,396,647	0	0	1,396,647	442,055	954,592
320.2	Solution Chemical Feeders	0	0	0	0	0	0
320.3	Point-of-Use Treatment Devices	0	0	0	0	0	0
330	Distribution Reservoirs and Standpipes	0	0	0	0	0	0
330.1	Storage Tanks	0	0	0	0	0	0
330.2	Pressure Tanks	0	0	0	0	0	0
331	Transmission and Distribution Mains	0	0	0	0	0	0
333	Services	0	0	0	0	0	0
334	Meters and Meter Installations	3,725	0	0	3,725	525	3,200
335	Hydrants	0	0	0	0	0	0
336	Backflow Prevention Devices	0	0	0	0	0	0
339	Other Plant and Misc. Equipment	118,902	7,868	3,858	122,912	21,030	101,882
340	Office Furniture and Equipment	0	0	0	0	0	0
340.1	Computer & Software	0	0	0	0	0	0
341	Transportation Equipment	0	0	0	0	0	0
342	Stores Equipment	0	0	0	0	0	0
343	Tools, Shop and Garage Equipment	0	0	0	0	0	0
344	Laboratory Equipment	0	0	0	0	0	0
345	Power Operated Equipment	0	0	0	0	0	0
346	Communication Equipment	0	0	0	0	0	0
347	Miscellaneous Equipment	0	0	0	0	0	0
348	Other Tangible Plant	0	0	0	0	0	0
	Totals	\$1,736,851	\$7,868	\$3,858	\$1,740,861	\$497,637	\$1,243,224

Instructions: Fill out the Grey Cells with the relevent information. Input 0 or none if there is nothing recorded in that account or there is no applicable information to report.

Granite Oaks Water Users Association
 Annual Report
 Depreciation Expense for the Current Year (Water)
 12/31/17

Depreciation Expense for the Current Year (Water)								
Account No.	Description	Beginning Year Original Cost	Current Year Additions	Current Year Retirements	Adjusted Original Cost	Fully Depreciated/Non-depreciable Plant	Depreciation Percentages	Depreciation Expense
301	Organization	\$0	\$0	\$0	\$0	\$0	0.00%	\$0
302	Franchises	0	0	0	0	0	0.00%	0
303	Land and Land Rights	68,068	0	0	68,068	0	0.00%	0
304	Structures and Improvements	58,214	0	0	58,214	0	2.00%	1,164
305	Collecting & Improving Reservoirs	0	0	0	0	0	0.00%	0
306	Lake, River, Canal Intakes	0	0	0	0	0	0.00%	0
307	Wells and Springs	0	0	0	0	0	0.00%	0
308	Infiltration Galleries	0	0	0	0	0	0.00%	0
309	Supply Mains	0	0	0	0	0	0.00%	0
310	Power Generation Equipment	0	0	0	0	0	0.00%	0
311	Pumping Equipment	91,295	0	0	91,295	0	2.00%	1,826
320	Water Treatment Equipment	0	0	0	0	0	0.00%	0
320.1	Water Treatment Plants	1,396,647	0	0	1,396,647	0	2.00%	27,933
320.2	Solution Chemical Feeders	0	0	0	0	0	0.00%	0
320.3	Point-of-Use Treatment Devices	0	0	0	0	0	0.00%	0
330	Distribution Reservoirs and Standpipes	0	0	0	0	0	0.00%	0
330.1	Storage Tanks	0	0	0	0	0	0.00%	0
330.2	Pressure Tanks	0	0	0	0	0	0.00%	0
331	Transmission and Distribution Mains	0	0	0	0	0	0.00%	0
333	Services	0	0	0	0	0	0.00%	0
334	Meters and Meter Installations	3,725	0	0	3,725	0	2.00%	75
335	Hydrants	0	0	0	0	0	0.00%	0
336	Backflow Prevention Devices	0	0	0	0	0	0.00%	0
339	Other Plant and Misc. Equipment	118,902	7,868	3,858	122,912	0	2.00%	2,418
340	Office Furniture and Equipment	0	0	0	0	0	0.00%	0
340.1	Computer & Software	0	0	0	0	0	0.00%	0
341	Transportation Equipment	0	0	0	0	0	0.00%	0
342	Stores Equipment	0	0	0	0	0	0.00%	0
343	Tools, Shop and Garage Equipment	0	0	0	0	0	0.00%	0
344	Laboratory Equipment	0	0	0	0	0	0.00%	0
345	Power Operated Equipment	0	0	0	0	0	0.00%	0
346	Communication Equipment	0	0	0	0	0	0.00%	0
347	Miscellaneous Equipment	0	0	0	0	0	0.00%	0
348	Other Tangible Plant	0	0	0	0	0	0.00%	0
	Subtotal	\$1,736,851	\$7,868	\$3,858	\$1,740,861	\$0		\$33,416

Contribution(s) in Aid of Construction (Gross)	\$618,459
Less: Non Amortizable Contribution(s)	0
Fully Amortized Contribution(s)	274,184
Amortizable Contribution(s)	\$344,275
Times: Proposed Amortization Rate	3.44%
Amortization of CIAC	\$11,843

Less: Amortization of CIAC

DEPRECIATION EXPENSE

Instructions: Fill out the Grey Cells with the relevant information. Input 0 or none if there is nothing recorded in that account or there is no applicable information to report.

Granite Oaks Water Users Association
 Annual Report
 Balance Sheet Assets
 12/31/17

Balance Sheet Assets				
	Assets		Balance at Beginning of Year (2017)	Balance at End of Year (2017)
Account No.	Current and Accrued Assets			
131	Cash		\$359,079	\$395,679
134	Working Funds			
135	Temporary Cash Investments			
141	Customer Accounts Receivable		11,823	12,714
146	Notes Receivable from Associated Companies			
151	Plant Material and Supplies			3,475
162	Prepayments			
174	Miscellaneous Current and Accrued Assets			
	Total Current and Accrued Assets		\$370,902	\$411,868
Account No.	Fixed Assets			
101	Utility Plant in Service*		\$1,736,851	\$1,740,861
103	Property Held for Future Use			
105	Construction Work in Progress			
108	Accumulated Depreciation (enter as negative)*		(464,572)	(497,637)
121	Non-Utility Property			
122	Accumulated Depreciation - Non Utility			
	Total Fixed Assets		\$1,272,279	\$1,243,224
	Total Assets		\$1,643,181	\$1,655,092

Instructions: Fill out the Grey Cells with the relevant information. Input 0 or none if there is nothing recorded in that account or there is no applicable information to report.

*Note these items feed automatically from AR3 UPIS Page 3

Granite Oaks Water Users Association
 Annual Report
 Balance Sheet Liabilities and Owners Equity

Balance Sheet Liabilities and Owners Equity				
	Liabilities		Balance at Beginning of Year (2017)	Balance at End of Year (2017)
Account No.	Current Liabilities			
231	Accounts Payable			
232	Notes Payable (Current Portion)			
234	Notes Payable to Associated Companies			
235	Customer Deposits			
236	Accrued Taxes		844	914
237	Accrued Interest			
242	Miscellaneous Current and Accrued Liabilities			
	Total Current Liabilities		\$844	\$914
	Long Term Debt			
224	Long Term Debt (Notes and Bonds)			
	Deferred Credits			
251	Unamortized Premium on Debt			
252	Advances in Aid of Construction		3,763	3,288
255	Accumulated Deferred Investment Tax Credits			
271	Contributions in Aid of Construction		618,459	618,459
272	Less: Amortization of Contributions		(261,815)	(274,184)
281	Accumulated Deferred Income Tax			
	Total Deferred Credits		\$360,407	\$347,563
	Total Liabilities		\$361,251	\$348,477
	Capital Accounts			
201	Common Stock Issued			
211	Other Paid-In Capital			
215	Retained Earnings		1,281,930	1,306,615
218	Proprietary Capital (Sole Props and Partnerships)			
	Total Capital		\$1,281,930	\$1,306,615
	Total Liabilities and Capital		\$1,643,181	\$1,655,092

Instructions: Fill out the Grey Cells with the relevant information. Input 0 or none if there is nothing recorded in that account or there is no applicable information to report.

Note: Total liabilities and Capital must match total assets for the beginning and end of the year!

Granite Oaks Water Users Association
Annual Report
Water Comparative Income Statement
12/31/17

Water Comparative Income Statement			
Account No.	Calendar Year	Current Year 01/01/2017 - 12/31/2017	Last Year 01/01/2016 - 12/31/2016
	Operating Revenue		
461	Metered Water Revenue	\$220,216	\$221,277
460	Unmetered Water Revenue	0	1,870
462	Fire Protection Revenue	0	0
469	Guaranteed Revenues (Surcharges)	0	0
471	Miscellaneous Service Revenues	0	0
474	Other Water Revenue	957	964
	Total Revenues	\$221,173	\$224,111
	Operating Expenses		
601	Salaries and Wages	\$0	\$0
604	Employee Pensions and Benefits	0	0
610	Purchased Water	0	0
615	Purchased Power	29,586	29,015
618	Chemicals	773	974
620	Materials and Supplies	0	0
620.1	Repairs and Maintenance	9,915	24,278
620.2	Office Supplies and Expense	10,140	7,918
630	Contractual Services	61,826	65,224
631	Contractual Services -Engineering	0	0
632	Contractual Services - Accounting	45,014	46,872
633	Contractual Services - Legal	0	0
634	Contractual Services - Management Fees	0	0
635	Contractual Services - Water Testing	3,137	2,946
636	Contractual Services - Other	1,639	0
640	Rents	0	0
641	Rental of Building/Real Property	0	0
642	Rental of Equipment	0	0
650	Transportation Expenses	0	0
657	Insurance - General Liability	8,230	6,270
657.1	Insurance - Health and Life	0	0
665	Regulatory Commission Expense - Rate	0	0
670	Bad Debt Expense	0	0
675	Miscellaneous Expense	289	419
403	Depreciation Expense (From Schedule AR4)	21,573	20,996
408	Taxes Other Than Income	0	0
408.11	Property Taxes	8,465	8,787
409	Income Taxes	0	0
427.1	Customer Security Deposit Interest	0	0
	Total Operating Expenses	\$200,587	\$213,699
	Operating Income / (Loss)	\$20,586	\$10,412
	Other Income / (Expense)		
419	Interest and Dividend Income	\$3,747	\$4,158
421	Non-Utility Income	352	124
426	Miscellaneous Non-Utility (Expense)	0	(3)
427	Interest (Expense)	0	0
	Total Other Income / (Expense)	\$4,099	\$4,279
	Net Income / (Loss)	\$24,685	\$14,691

Instructions: Fill out the Grey Cells with the relevent information. Input 0 or none if there is nothing recorded in that account or there is no applicable information to report.

Granite Oaks Water Users Association
 Annual Report
 Supplemental Financial Data (Long-Term Debt)
 12/31/17

Supplemental Financial Data (Long-Term Debt)				
	Loan #1	Loan #2	Loan #3	Loan #4
Date Issued	n/a	none	none	none
Source of Loan	n/a	none	none	none
ACC Decision No.	n/a	none	none	none
Reason for Loan	n/a	none	none	none
Dollar Amt. Issued	\$0	none	none	none
Amount Outstanding	\$0	none	none	none
Date of Maturity	n/a	none	none	none
Interest Rate	0.00%	none	none	none
Current Year Interest	\$0	none	none	none
Current Year Principal	\$0	none	none	none

Meter Deposit Balance at Test Year End:	\$3,288
---	---------

Meter Deposits Refunded During the Test Year:	\$475
---	-------

List all bonds, notes, loans, and other types of indebtedness in which the proceeds were used in the provision of public utility service. Indebtedness incurred for personal uses by the owner of the utility should not be listed. Input 0 or none if there is nothing to report for that cell.

Water Utility Plant Description

Name of the System:	Granite Oaks Water Users Association
ADEQ Public Water System Number:	AZ04-13-155

WELLS

ADWR ID No *	Pump Horsepower	Pump Yield (gpm)	Casing Depth (feet)	Casing Diameter (inches)	Pump Motor Type **	Meter Size (inches)	Year Drilled	Arsenic Level (mg/L)
55-524070	15	80	510	10	submersible	3	1989	3.5000
55-601103	50	350	643	14	submersible	4	1962	3.5000
55-588634	50	350	574	14	submersible	4	2003	3.5000
NA	0	0	0	0	NA	0	NA	0.0000
NA	0	0	0	0	NA	0	NA	0.0000
NA	0	0	0	0	NA	0	NA	0.0000
NA	0	0	0	0	NA	0	NA	0.0000
NA	0	0	0	0	NA	0	NA	0.0000
NA	0	0	0	0	NA	0	NA	0.0000
NA	0	0	0	0	NA	0	NA	0.0000
NA	0	0	0	0	NA	0	NA	0.0000
NA	0	0	0	0	NA	0	NA	0.0000
NA	0	0	0	0	NA	0	NA	0.0000
NA	0	0	0	0	NA	0	NA	0.0000
NA	0	0	0	0	NA	0	NA	0.0000
NA	0	0	0	0	NA	0	NA	0.0000
NA	0	0	0	0	NA	0	NA	0.0000
NA	0	0	0	0	NA	0	NA	0.0000
NA	0	0	0	0	NA	0	NA	0.0000

OTHER WATER SOURCES

Name or Description	Capacity (gpm)	Gallons Purchased or Obtained (in thousands)
NONE	0	0
NONE	0	0

BOOSTER PUMPS

Horsepower	GPM	Quantity
15	230	2
25	450	2
NA	0	0
NA	0	0

FIRE HYDRANTS

Type	Quantity
Standard ***	41
Other	0

STORAGE TANKS

Capacity	Material	Quantity
100,000	metal	1
84,000	metal	1
0	NA	0

PRESSURE/BLADDER TANKS

Capacity	Quantity
2,800	1
3,200	1
0	0

Instructions: Fill out the Grey Cells with the relevent information. Input 0 or none if there is nothing recorded in that account or there is no applicable information to report. Copy and paste this sheet as many times as is necessary.

* Arizona Department of Water Resources ("ADWR") well identification number. For example 55-XXXXXX.

** Pump motor type, turbine or submersible.

*** A standard fire hydrant has two 2.5 inch hose connection nozzles with 7.5 threads per inch, and one 4.5 inch pumper connection nozzle with 4 threads per inch.

Water Use Data Sheet							
Name of the System:		Granite Oaks Water Users Association					
ADEQ Public Water System Number:		AZ04-13-155					
Month	Number of Customers	Gallons Sold (thousands) ¹	Gallons Pumped (thousands) ²	Gallons Purchased (thousands) ³	Estimated Gallons Authorized Use (thousands) ⁴	Purchased Power Expense ⁵	Purchased Power (kWh) ⁶
January	464	1,865,693	2,098,300	0			
February	467	1,903,294	2,045,700	0			
March	466	3,063,272	3,323,400	0			
April	464	4,183,883	4,674,200	0			
May	465	5,570,344	5,618,900	0			
June	469	8,522,567	8,862,500	0			
July	469	7,364,584	7,578,400	0			
August	465	6,395,819	6,658,000	0			
September	470	5,490,656	5,804,300	0			
October	467	5,511,169	6,026,700	0			
November	469	5,141,784	5,433,700	0			
December	464	2,731,090	3,116,700	0			
Totals		57,744,155	61,240,800	0	0	\$0	0

If the system has fire hydrants, what is the fire flow requirements? GPM for hrs.

Does the system have chlorination treatment?

Is the Water Utility located in an ADWR Active Management Area (AMA)?
 If yes, which AMA?

Does the Company have an ADWR Gallons Per Capita Per Day (GPCPD) requirement?
 If yes, provide the GPCPD amount:

If applicable, in the space below please provide a description for all un-metered water use along with amounts:

Instructions: Fill out the Grey Cells with the relevant information. Input 0 or none if there is nothing recorded in that account or there is no applicable information to report.

- 1 Gallons sold - Total gallons from customer meters, and other sold gallons such as Construction water.
- 2 Gallons pumped - Total gallons from pumped sources.
- 3 Gallons purchased - Total gallons purchased from other sources.
- 4 Estimated gallons authorized use - Total estimated gallons from authorized metered or unmetered use. Authorized use such as flushing (mains, services and hydrants) draining/cleaning tanks, process, construction, fire fighting, etc.
- 5 Enter the total purchased power costs for the power meters associated with this system.
- 6 Enter the total purchased kWh used by the power meters associated with this system.

Granite Oaks Water Users Association
 Annual Report
 Utility Shutoffs / Disconnects
 12/31/17

ADEQ System No. :	AZ04-13-155
-------------------	-------------

Utility Shutoffs / Disconnects			
Month	Termination without Notice R14-2-410.B	Termination with Notice R14-2-410.C	Other
January	0	3	0
February	0	2	0
March	0	1	0
April	0	1	0
May	0	2	0
June	0	2	0
July	0	2	0
August	0	1	0
September	0	2	0
October	0	1	0
November	0	2	0
December	0	0	0
Total	0	19	0

Other (description):

none

Instructions: Fill out the Grey Cells with the relevant information. Input 0 or none if there is nothing recorded in that account or there is no applicable information to report.

Granite Oaks Water Users Association
Annual Report
Property Taxes
12/31/17

Property Taxes	
-----------------------	--

Amount of actual property taxes paid during Calendar Year 2017 was	\$8,465
--	---------

If no property taxes paid, explain why. none

Instructions: Fill out the Grey Cells with the relevent information. Input 0 or none if there is nothing recorded in that account or there is no applicable information to report.

Verification and Sworn Statement (Taxes)

Verification: State of Arizona I, the undersigned of the
(state name)

County of (county name): Yavapai
Name (owner or official) title: Jim Bricker
Company name: Granite Oaks Water Users Association

DO SAY THAT THIS ANNUAL UTILITY PROPERTY TAX AND SALES TAX REPORT TO THE ARIZONA CORPORATION COMMISSION.

FOR THE YEAR ENDING: 12/31/17

HAS BEEN PREPARED UNDER MY DIRECTION, FROM THE ORIGINAL BOOKS, PAPERS AND RECORDS OF SAID UTILITY; THAT I HAVE CAREFULLY EXAMINED THE SAME, AND DECLARE THE SAME TO BE A COMPLETE AND CORRECT STATEMENT OF BUSINESS AND AFFAIRS OF SAID UTILITY FOR THE PERIOD COVERED BY THIS REPORT IN RESPECT TO EACH AND EVERY MATTER AND THING SET FORTH, TO THE BEST OF MY KNOWLEDGE, INFORMATION AND BELIEF.

Sworn Statement: I HEREBY ATTEST THAT ALL PROPERTY TAXES FOR SAID COMPANY ARE CURRENT AND PAID IN FULL.

I HEREBY ATTEST THAT ALL SALES TAXES FOR SAID COMPANY ARE CURRENT AND PAID IN FULL.

RECEIVED
UTILITIES DIVISION
2019 FEB 28 A 9:40
ARIZONA CORPORATION
COMMISSION


[Signature]
signature of owner/official

928.583.0655
telephone no.

SUBSCRIBED AND SWORN TO BEFORE ME A NOTARY PUBLIC
IN AND FOR THE COUNTY

THIS 25 DAY OF FEB 2019
(month) and (year)

MY COMMISSION EXPIRES APR 21, 2022
(date)



[Signature]
(signature of notary public)

Verification and Sworn Statement (Residential Revenue)

Verification:

State of Arizona I, the undersigned of the
(state name)

County of (county name):

Name (owner or official) title:

Company name:

Yavapai
Jim Bricker
Granite Oaks Water Users Association

DO SAY THAT THIS ANNUAL UTILITY PROPERTY TAX AND SALES TAX REPORT TO THE ARIZONA CORPORATION COMMISSION.

FOR THE YEAR ENDING: 12/31/17

HAS BEEN PREPARED UNDER MY DIRECTION, FROM THE ORIGINAL BOOKS, PAPERS AND RECORDS OF SAID UTILITY; THAT I HAVE CAREFULLY EXAMINED THE SAME, AND DECLARE THE SAME TO BE A COMPLETE AND CORRECT STATEMENT OF BUSINESS AND AFFAIRS OF SAID UTILITY FOR THE PERIOD COVERED BY THIS REPORT IN RESPECT TO EACH AND EVERY MATTER AND THING SET FORTH, TO THE BEST OF MY KNOWLEDGE, INFORMATION AND BELIEF.

Sworn Statement: IN ACCORDANCE WITH THE REQUIREMENTS OF TITLE 40, ARTICLE 8, SECTION 40-401, ARIZONA REVISED STATUTES, IT IS HEREIN REPORTED THAT THE GROSS OPERATING REVENUE OF SAID UTILITY DERIVED FROM ARIZONA INTRASTATE UTILITY OPERATIONS RECEIVED FROM RESIDENTIAL CUSTOMERS DURING THE CALENDAR YEAR WAS:

Arizona Intrastate Gross Operating Revenues Only (\$)

\$225,272

(The amount in the box above includes

\$0 in sales taxes
billed or collected)

RECEIVED
UTILITIES DIVISION
2019 FEB 28 A 9:40
ARIZONA CORPORATION
COMMISSION

[Signature]

signature of owner/official

0

telephone no.

SUBSCRIBED AND SWORN TO BEFORE ME A NOTARY PUBLIC
IN AND FOR THE COUNTY

YAVAPAI
(county name)

THIS

25

DAY OF

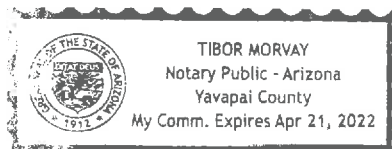
FEB 2019

(month) and (year)

MY COMMISSION EXPIRES

APR 21, 2022

(date)



[Signature]

(signature of notary public)

Verification and Sworn Statement

Verification:

State of Arizona I, the undersigned of the
(state name)
 County of (county name): Yavapai
 Name (owner or official) title: Jim Bricker
 Company name: Granite Oaks Water Users Association

DO SAY THAT THIS ANNUAL UTILITY PROPERTY TAX AND SALES TAX REPORT TO THE ARIZONA CORPORATION COMMISSION.

FOR THE YEAR ENDING: 12/31/17

HAS BEEN PREPARED UNDER MY DIRECTION, FROM THE ORIGINAL BOOKS, PAPERS AND RECORDS OF SAID UTILITY; THAT I HAVE CAREFULLY EXAMINED THE SAME, AND DECLARE THE SAME TO BE A COMPLETE AND CORRECT STATEMENT OF BUSINESS AND AFFAIRS OF SAID UTILITY FOR THE PERIOD COVERED BY THIS REPORT IN RESPECT TO EACH AND EVERY MATTER AND THING SET FORTH, TO THE BEST OF MY KNOWLEDGE, INFORMATION AND BELIEF.

Sworn Statement: IN ACCORDANCE WITH THE REQUIREMENTS OF TITLE 40, ARTICLE 8, SECTION 40-401, ARIZONA REVISED STATUTES, IT IS HEREIN REPORTED THAT THE GROSS OPERATING REVENUE OF SAID UTILITY DERIVED FROM ARIZONA INTRASTATE UTILITY OPERATIONS DURING THE CALENDAR YEAR WAS:

RECEIVED
 UTILITIES DIVISION
 2019 FEB 28 A 9:40
 ARIZONA CORPORATION COMMISSION

Arizona Intrastate Gross Operating Revenues Only (\$)
\$225,272
 (The amount in the box above includes
\$0 in sales taxes
 billed or collected)




 signature of owner/official

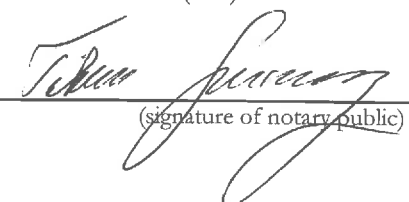
0

 telephone no.

SUBSCRIBED AND SWORN TO BEFORE ME A NOTARY PUBLIC
 IN AND FOR THE COUNTY YAVAPAI
(county name)
 THIS 25 DAY OF FEB 2019
(month) and (year)

MY COMMISSION EXPIRES APR 21, 2022
(date)





 (signature of notary public)