

UTILITIES DIVISION
2022 MAY 12 P 2:02

ANNUAL REPORT

Of

Company Name:
4743 E. 30th Place

Mailing Address: Yuma AZ
85365

Docket No.: W-02271A
For the Year Ended:

WATER UTILITY

To

Arizona Corporation Commission

Due on April 15th

Email: Util-Compliance@azcc.gov, mail or deliver the completed Annual Report to:
Arizona Corporation Commission
Compliance Section - Utilities Division
1200 West Washington Street
Phoenix, Arizona 85007

Application Type:
Application Date:

ARIZONA CORPORATION COMMISSION
WATER UTILITY ANNUAL REPORT
Green Acres Water Company
A Class Utility

For the Calendar Year Ended: 12/31/21

Primary Address:
City: State: Zip Code:

Telephone Number:

Date of Original Organization of Utility:

Person to whom correspondence should be addressed concerning this report:

Name:
Telephone No. :
Address:
City: State: Zip Code:
Email:

Name:
Telephone No. :
Address:
City: State: Zip Code:
Email:

Name:
Telephone No. :
Address:
City: State: Zip Code:
Email:

Name:
Telephone No. :
Address:
City: State: Zip Code:
Email:

Name:
Telephone No. :
Address:
City: State: Zip Code:
Email:

Ownership:

Counties Served:

Important changes during the year

N/A	For those companies not subject to the affiliated interest rules, has there been a change in ownership or direct control during the year?
	If yes, please provide specific details in the box below.
	NONE

Yes	Has the company been notified by any other regulatory authorities during the year, that they are out of compliance?
	If yes, please provide specific details in the box below.
	ADEQ - NO SECONDARY STORAGE

Green Acres Water Company
Annual Report
Utility Plant in Service (Water)
12/31/21

Utility Plant in Service (Water)							
Account No.	Description	Beginning Year Original Cost	Current Year Additions	Current Year Retirements	Adjusted Original Cost	Accumulated Depreciation	OCLD (OC less AD)
301	Organization				\$0		\$0
302	Franchises				0		0
303	Land and Land Rights	9,940	0	0	9,940	0	9,940
304	Structures and Improvements	969	0	0	969	346	623
305	Collecting & Improving Reservoirs				0		0
306	Lake, River, Canal Intakes				0		0
307	Wells and Springs	31,949	0	0	31,949	30,204	1,745
308	Infiltration Galleries				0		0
309	Supply Mains				0		0
310	Power Generation Equipment	0	0	0	0	0	0
311	Pumping Equipment	6,649	0	0	6,649	4,619	2,030
320	Water Treatment Equipment				0		0
320.1	Water Treatment Plants				0		0
320.2	Solution Chemical Feeders				0		0
320.3	Point-of-Use Treatment Devices				0		0
330	Distribution Reservoirs and Standpipes				0		0
330.1	Storage Tanks	0	0	0	0	0	0
330.2	Pressure Tanks	3,059	0	0	3,059	502	2,557
331	Transmission and Distribution Mains	13,662	3,822	0	17,484	13,746	3,738
333	Services				0		0
334	Meters and Meter Installations	5,846	0	0	5,846	4,674	1,172
335	Hydrants				0		0
336	Backflow Prevention Devices	0	510	0	510	34	476
339	Other Plant and Misc. Equipment	3,611	0	0	3,611	2,467	1,144
340	Office Furniture and Equipment				0		0
340.1	Computer & Software				0		0
341	Transportation Equipment				0		0
342	Stores Equipment				0		0
343	Tools, Shop and Garage Equipment				0		0
344	Laboratory Equipment				0		0
345	Power Operated Equipment				0		0
346	Communication Equipment				0		0
347	Miscellaneous Equipment				0		0
348	Other Tangible Plant				0		0
	Totals	\$75,685	\$4,332	\$0	\$80,017	\$56,592	\$23,425

Green Acres Water Company
 Annual Report
 Depreciation Expense for the Current Year (Water)
 12/31/21

Depreciation Expense for the Current Year (Water)									
Account No.	Description	Beginning Year Original Cost	Current Year Additions	Current Year Retirements	Adjusted Original Cost	Fully Depreciated/Non-depreciable Plant	Depreciable Plant	Depreciation Percentages	Depreciation Expense
301	Organization	\$0	\$0	\$0	\$0		\$0		\$0
302	Franchises	0	0	0	0		0		0
303	Land and Land Rights	9,940	0	0	9,940	9,940	0	0.00%	0
304	Structures and Improvements	969	0	0	969	325	644	3.33%	21
305	Collecting & Improving Reservoirs	0	0	0	0		0		0
306	Lake, River, Canal Intakes	0	0	0	0		0		0
307	Wells and Springs	31,949	0	0	31,949	30,144	1,805	3.33%	60
308	Infiltration Galleries	0	0	0	0		0		0
309	Supply Mains	0	0	0	0		0		0
310	Power Generation Equipment	0	0	0	0		0		0
311	Pumping Equipment	6,649	0	0	6,649	4,329	2,320	12.50%	290
320	Water Treatment Equipment	0	0	0	0		0		0
320.1	Water Treatment Plants	0	0	0	0		0		0
320.2	Solution Chemical Feeders	0	0	0	0		0		0
320.3	Point-of-Use Treatment Devices	0	0	0	0		0		0
330	Distribution Reservoirs and Standpipes	0	0	0	0		0		0
330.1	Storage Tanks	0	0	0	0		0		0
330.2	Pressure Tanks	3,059	0	0	3,059	367	2,692	5.00%	135
331	Transmission and Distribution Mains	13,662	3,822	0	17,484	13,662	3,822	2.00%	76
333	Services	0	0	0	0	0	0		0
334	Meters and Meter Installations	5,846	0	0	5,846	4,568	1,278	8.33%	106
335	Hydrants	0	0	0	0		0		0
336	Backflow Prevention Devices	0	510	0	510	0	510	6.67%	34
339	Other Plant and Misc. Equipment	3,611	0	0	3,611	2,385	1,226	6.67%	82
340	Office Furniture and Equipment	0	0	0	0		0		0
340.1	Computer & Software	0	0	0	0		0		0
341	Transportation Equipment	0	0	0	0		0		0
342	Stores Equipment	0	0	0	0		0		0
343	Tools, Shop and Garage Equipment	0	0	0	0		0		0
344	Laboratory Equipment	0	0	0	0		0		0
345	Power Operated Equipment	0	0	0	0		0		0
346	Communication Equipment	0	0	0	0		0		0
347	Miscellaneous Equipment	0	0	0	0		0		0
348	Other Tangible Plant	0	0	0	0		0		0
	Subtotal	\$75,685	\$4,332	\$0	\$80,017	\$65,720	\$14,297		\$804

Contribution(s) in Aid of Construction (Gross)
 Less: Non Amortizable Contribution(s)
 Fully Amortized Contribution(s)
 Amortizable Contribution(s)
 Times: Proposed Amortization Rate
 Amortization of CIAC

 \$0
 5.62%
 \$0

Less: Amortization of CIAC \$0
DEPRECIATION EXPENSE **\$804**

Green Acres Water Company
 Annual Report
 Balance Sheet Assets
 12/31/21

Balance Sheet Assets				
	Assets		Balance at Beginning of Year (2021)	Balance at End of Year (2021)
Account No.	Current and Accrued Assets			
131	Cash		\$22,346	\$21,855
134	Working Funds			
135	Temporary Cash Investments			
141	Customer Accounts Receivable		2,220	2,452
146	Notes Receivable from Associated Companies			
151	Plant Material and Supplies			
162	Prepayments			
174	Miscellaneous Current and Accrued Assets			
	Total Current and Accrued Assets		\$24,566	\$24,307
Account No.	Fixed Assets			
101	Utility Plant in Service*		\$75,685	\$80,017
103	Property Held for Future Use			
105	Construction Work in Progress			
108	Accumulated Depreciation (enter as negative)*		(55,780)	(56,592)
121	Non-Utility Property			
122	Accumulated Depreciation - Non Utility			
	Total Fixed Assets		\$19,905	\$23,425
	Total Assets		\$44,471	\$47,732

*Note these items feed automatically from AR3 UPIS Page 4

Green Acres Water Company
 Annual Report
 Balance Sheet Liabilities and Owners Equity

Balance Sheet Liabilities and Owners Equity				
	Liabilities		Balance at Beginning of Year (2021)	Balance at End of Year (2021)
Account No.	Current Liabilities			
231	Accounts Payable			
232	Notes Payable (Current Portion)			
234	Notes Payable to Associated Companies			
235	Customer Deposits		1,239	1,432
236	Accrued Taxes			
237	Accrued Interest			
242	Miscellaneous Current and Accrued Liabilities			
	Total Current Liabilities		\$1,239	\$1,432
	Long Term Debt			
224	Long Term Debt (Notes and Bonds)		\$0	\$0
	Deferred Credits			
251	Unamortized Premium on Debt			
252	Advances in Aid of Construction			
255	Accumulated Deferred Investment Tax Credits			
271	Contributions in Aid of Construction			
272	Less: Amortization of Contributions			
281	Accumulated Deferred Income Tax			
	Total Deferred Credits		\$0	\$0
	Total Liabilities		\$1,239	\$1,432
	Capital Accounts			
201	Common Stock Issued			
211	Other Paid-In Capital			
215	Retained Earnings		43,232	46,300
218	Proprietary Capital (Sole Props and Partnerships)			
	Total Capital		\$43,232	\$46,300
	Total Liabilities and Capital		\$44,471	\$47,732

Note: Total liabilities and Capital must match total assets for the beginning and end of the year!

Green Acres Water Company
Annual Report
Water Comparative Income Statement
12/31/21

Water Comparative Income Statement			
Account No.	Calendar Year	Current Year 01/01/2021 - 12/31/2021	Last Year 01/01/2020 - 12/31/2020
	Operating Revenue		
461	Metered Water Revenue	\$26,587	\$29,096
460	Unmetered Water Revenue		
462	Fire Protection Revenue		
469	Guaranteed Revenues (Surcharges)		
471	Miscellaneous Service Revenues	107	477
474	Other Water Revenue		
	Total Revenues	\$26,694	\$29,573
	Operating Expenses		
601	Salaries and Wages		
604	Employee Pensions and Benefits		
610	Purchased Water		
615	Purchased Power	4,744	2,464
618	Chemicals		
620	Materials and Supplies	757	
620.1	Repairs and Maintenance	2,210	2,376
620.2	Office Supplies and Expense	869	
630	Contractual Services		
631	Contractual Services - Engineering		
632	Contractual Services - Accounting	1,000	1,000
633	Contractual Services - Legal		
634	Contractual Services - Management Fees	5,670	5,670
635	Contractual Services - Water Testing	1,425	1,172
636	Contractual Services - Other	3,150	2,885
640	Rents		
641	Rental of Building/Real Property		
642	Rental of Equipment	215	
650	Transportation Expenses		
657	Insurance - General Liability		
657.1	Insurance - Health and Life		
665	Regulatory Commission Expense - Rate		
670	Bad Debt Expense		
675	Miscellaneous Expense	1,534	727
403	Depreciation Expense (From Schedule AR4)	804	761
408	Taxes Other Than Income		
408.11	Property Taxes	1,711	543
409	Income Taxes		
427.1	Customer Security Deposit Interest		
	Total Operating Expenses	\$24,089	\$17,598
	Operating Income / (Loss)	\$2,605	\$11,975
	Other Income / (Expense)		
419	Interest and Dividend Income		
421	Non-Utility Income		
426	Miscellaneous Non-Utility (Expense)		
427	Interest (Expense)		
	Total Other Income / (Expense)	\$0	\$0
	Net Income / (Loss)	\$2,605	\$11,975

Green Acres Water Company
 Annual Report
 Full time equivalent employees
 12/31/21

Full time equivalent employees

	Direct Company	Allocated	Outside service	Total
President				0.0
Vice-president				0.0
Manager			2.2	2.2
Engineering Staff			0.0	0.0
System Operator(s)			4.2	4.2
Meter reader			3.2	3.2
Customer Service			2.2	2.2
Accounting			2.2	2.2
Business Office				0.0
Rates Department				0.0
Administrative Staff				0.0
Other				0.0
Total	0.0	0.0	14.0	14.0

Supplemental Financial Data (Long-Term Debt)				
	Loan #1	Loan #2	Loan #3	Loan #4
Date Issued				
Source of Loan				
ACC Decision No.				
Reason for Loan				
Dollar Amt. Issued				
Amount Outstanding				
Date of Maturity				
Interest Rate				
Current Year Interest				
Current Year Principal				

Meter Deposit Balance at Test Year End:

Meter Deposits Refunded During the Test Year:

List all bonds, notes, loans, and other types of indebtedness in which the proceeds were used in the provision of public utility service. Indebtedness incurred for personal uses by the owner of the utility should not be listed. Input 0 or none if there is nothing to report for that cell.

Water Utility Plant Description (Continued)
--

For the following three items, list the utility owned assets in each category for each system.

TREATMENT EQUIPMENT:	
-----------------------------	--

STRUCTURES:	
--------------------	--

OTHER:	
---------------	--

Provide a calculation used to determine the value of one water equivalent residential connection (ERC).

Use one of the following methods:

- (a) If actual flow data are available from the preceding 12 months, divide the total annual single family residence (SFR) gallons sold by the average number of single family residence customers for the same period and divide the result by
- (b) If no historical flow data are available, use:
 $ERC = (\text{Total SFR gallons sold (Omit 000)} / 365 \text{ days} / 350 \text{ gallons per day})$

ERC

Method used:

Customer and Other Information	
Name of the System:	GREEN ACRES WATER CO
ADEQ Public Water System Number:	AZ0414065
ADWR PCC Number:	91-000721.0000

Month	Number of Customers				Other Non-Residential
	Single-Family	Multi-Family	Commercial	Turf/Irrigation	
January	41				
February	40				
March	40				
April	40				
May	40				
June	40				
July	40				
August	40				
September	40				
October	41				
November	41				
December	41				

If the system has fire hydrants, what is the fire flow requirements? GPM for hrs.

Does the system have chlorination treatment? No

Does the Company have an ADWR Gallons Per Capita Per Day (GCPCPD) requirement? No
 If yes, provide the GCPCPD amount:

Is the Water Utility located in an ADWR Active Management Area (AMA)? No
 If yes, which AMA?

What is the present system connection capacity (in ERCs *) using existing lines?

What is the future system connection capacity (in ERCs *) upon service area buildout?

Describe any plans and estimated completion dates for any enlargements or improvements of this system.

* an ERC is based on the calculation on the bottom of AR9 page 12.

Green Acres Water Company
 Annual Report
 Utility Shutoffs / Disconnects
 12/31/21

Utility Shutoffs / Disconnects	
Name of the System:	GREEN ACRES WATER CO
ADEQ Public Water System Number:	AZ0414065
ADWR PCC Number:	91-000721.0000

Month	Termination without Notice R14-2-410.B	Termination with Notice R14-2-410.C	Other
January			
February			
March			
April			
May			
June			
July		1	
August			
September	1		
October			
November			
December			
Total	1	1	0

Other (description):

Instructions: Fill out the Grey Cells with the relevant information. Input 0 or none if there is nothing recorded in that account or there is no applicable information to report.

Green Acres Water Company
Annual Report
Property Taxes
12/31/21

Property Taxes	
Amount of actual property taxes paid during Calendar Year 2021 was	\$1,711

If no property taxes paid, explain why.

Instructions: Fill out the Grey Cells with the relevant information. Input 0 or none if there is nothing recorded in that account or there is no applicable information to report.

Verification and Sworn Statement (Taxes)

Verification: State of ARIZONA I, the undersigned of the
(state name)

County of (county name): Yuma
Name (owner or official) title: DAWN SIMPSON, INTERIM MANAGER
Company name: Green Acres Water Company

DO SAY THAT THIS ANNUAL UTILITY PROPERTY TAX AND SALES TAX REPORT TO THE ARIZONA CORPORATION COMMISSION.

FOR THE YEAR ENDING: 12/31/21

HAS BEEN PREPARED UNDER MY DIRECTION, FROM THE ORIGINAL BOOKS, PAPERS AND RECORDS OF SAID UTILITY; THAT I HAVE CAREFULLY EXAMINED THE SAME, AND DECLARE THE SAME TO BE A COMPLETE AND CORRECT STATEMENT OF BUSINESS AND AFFAIRS OF SAID UTILITY FOR THE PERIOD COVERED BY THIS REPORT IN RESPECT TO EACH AND EVERY MATTER AND THING SET FORTH, TO THE BEST OF MY KNOWLEDGE, INFORMATION AND BELIEF.

Sworn Statement: I HEREBY ATTEST THAT ALL PROPERTY TAXES FOR SAID COMPANY ARE CURRENT AND PAID IN FULL.

I HEREBY ATTEST THAT ALL SALES TAXES FOR SAID COMPANY ARE CURRENT AND PAID IN FULL.

RECEIVED
UTILITIES DIVISION
2022 MAY 12 P 2:02
ARIZONA CORPORATION
COMMISSION

[Handwritten Signature]

signature of owner/official


928-341-9685

telephone no.

SUBSCRIBED AND SWORN TO BEFORE ME A NOTARY PUBLIC
IN AND FOR THE COUNTY

THIS 9 DAY OF Yuma
(county name)
May 2022
(month) and (year)

MY COMMISSION EXPIRES 9/15/22
(date)



[Handwritten Signature: Christina L Leeper]
(signature of notary public)

Verification and Sworn Statement

Verification:

State of ARIZONA I, the undersigned of the
(state name)
County of (county name): Yuma
Name (owner or official) title: DAWN SIMPSON, INTERIM MANAGER
Company name: Green Acres Water Company

DO SAY THAT THIS ANNUAL UTILITY PROPERTY TAX AND SALES TAX REPORT TO THE ARIZONA CORPORATION COMMISSION.

FOR THE YEAR ENDING: 12/31/21

HAS BEEN PREPARED UNDER MY DIRECTION, FROM THE ORIGINAL BOOKS, PAPERS AND RECORDS OF SAID UTILITY; THAT I HAVE CAREFULLY EXAMINED THE SAME, AND DECLARE THE SAME TO BE A COMPLETE AND CORRECT STATEMENT OF BUSINESS AND AFFAIRS OF SAID UTILITY FOR THE PERIOD COVERED BY THIS REPORT IN RESPECT TO EACH AND EVERY MATTER AND THING SET FORTH, TO THE BEST OF MY KNOWLEDGE, INFORMATION AND BELIEF.

Sworn Statement: IN ACCORDANCE WITH THE REQUIREMENTS OF TITLE 40, ARTICLE 8, SECTION 40-401, ARIZONA REVISED STATUTES, IT IS HEREIN REPORTED THAT THE GROSS OPERATING REVENUE OF SAID UTILITY DERIVED FROM ARIZONA INTRASTATE UTILITY OPERATIONS DURING THE CALENDAR YEAR WAS:

Arizona Intrastate Gross Operating Revenues Only (\$)

\$26,694

(The amount in the box above includes

\$0 in sales taxes billed or collected)

RECEIVED
UTILITIES DIVISION
2022 MAY 12 P 2:02
ARIZONA CORPORATION COMMISSION


[Signature]
signature of owner/official

928-341-9685
telephone no.

SUBSCRIBED AND SWORN TO BEFORE ME A NOTARY PUBLIC
IN AND FOR THE COUNTY

THIS 9 DAY OF Yuma May 2022
(county name) (month) and (year)

MY COMMISSION EXPIRES 9/15/22
(date)



Christina L. Leeper
(signature of notary public)

Verification and Sworn Statement (Residential Revenue)

Verification:

State of ARIZONA I, the undersigned of the
(state name)

County of (county name): Yuma
Name (owner or official) title: DAWN SIMPSON, INTERIM MANAGER
Company name: Green Acres Water Company

DO SAY THAT THIS ANNUAL UTILITY PROPERTY TAX AND SALES TAX REPORT TO THE ARIZONA CORPORATION COMMISSION.

FOR THE YEAR ENDING: 12/31/21

HAS BEEN PREPARED UNDER MY DIRECTION, FROM THE ORIGINAL BOOKS, PAPERS AND RECORDS OF SAID UTILITY; THAT I HAVE CAREFULLY EXAMINED THE SAME, AND DECLARE THE SAME TO BE A COMPLETE AND CORRECT STATEMENT OF BUSINESS AND AFFAIRS OF SAID UTILITY FOR THE PERIOD COVERED BY THIS REPORT IN RESPECT TO EACH AND EVERY MATTER AND THING SET FORTH, TO THE BEST OF MY KNOWLEDGE, INFORMATION AND BELIEF.

Sworn Statement:

IN ACCORDANCE WITH THE REQUIREMENTS OF TITLE 40, ARTICLE 8, SECTION 40-401, ARIZONA REVISED STATUTES, IT IS HEREIN REPORTED THAT THE GROSS OPERATING REVENUE OF SAID UTILITY DERIVED FROM ARIZONA INTRASTATE UTILITY OPERATIONS RECEIVED FROM RESIDENTIAL CUSTOMERS DURING THE CALENDAR YEAR WAS:

Arizona Intrastate Gross Operating Revenues Only (\$)

\$26,694
(The amount in the box above includes
\$0 in sales taxes
billed or collected)


RECEIVED
UTILITIES DIVISION
2022 MAY 12 P 2:02
ARIZONA CORPORATION
COMMISSION

Dawn Simpson
signature of owner/official
928-341-9685
telephone no.

SUBSCRIBED AND SWORN TO BEFORE ME A NOTARY PUBLIC
IN AND FOR THE COUNTY Yuma
(county name)

THIS 9 DAY OF May 2022
(month) and (year)

MY COMMISSION EXPIRES 9/15/22
(date)



Christina L Leeper
(signature of notary public)

Green Acres Water Company
Annual Report
for Income Tax Statement of Certification
12/31/21

for Income Tax Statement of Certification

Verification:


State of ARIZONA I, the undersigned of the
(state name)

County of (county name): Yuma
Name (owner or official) title: DAWN SIMPSON, INTERIM MANAGER
Company name: Green Acres Water Company

FOR THE YEAR ENDING: 12/31/21

Sworn Statement:

IN ACCORDANCE WITH THE REQUIREMENTS OF DECISION NO. 77084, BECAUSE THE UTILITY REQUIRES THE GROSS UP OF ADVANCES AND CONTRIBUTIONS, I HEREBY STATE THAT THE UTILITY A NET INCREASE IN CURRENT INCOME TAX EXPENSE OR A DECREASE IN DEFERRED TAX ASSET FOR A CARRY FORWARD ACCORDING TO GAAP IN AN AMOUNT EQUAL TO OR GREATER THAN THE AMOUNT OF THE REQUIRED GROSS UP PAID BY DEVELOPERS IN THE PERIOD COVERED BY THIS ANNUAL REPORT.



signature of owner/official

928-341-9685

telephone no.


RECEIVED
UTILITIES DIVISION
2022 MAY 12 P 2:02
ARIZONA COUNTY CLERK
CORPUS CHRISTI TX


SUBSCRIBED AND SWORN TO BEFORE ME A NOTARY PUBLIC
IN AND FOR THE COUNTY

Yuma
(county name)

THIS 9 DAY OF May 2022
(month) and (year)

MY COMMISSION EXPIRES 9/15/22
(date)




(signature of notary public)