

Rec

**ANNUAL REPORT**

Of

Company Name:

Green Acres Water Company

4743 E. 30th Place

Mailing Address:

Yuma

AZ

85365

**RECEIVED  
BY EMAIL**

Docket No.:

W-02271A

For the Year Ended:

12/31/19

4/02/2020, 02:15 PM

ARIZONA CORPORATION COMMISSION  
UTILITIES DIVISION

**WATER UTILITY**

To

Arizona Corporation Commission

**Due on April 15th**

Email: [rdelafuente@azcc.gov](mailto:rdelafuente@azcc.gov), mail or deliver the completed Annual Report to:

Arizona Corporation Commission

Compliance Section - Utilities Division

1200 West Washington Street

Phoenix, Arizona 85007

Application Type:

Original Filing

Application Date:

4/1/2020

ARIZONA CORPORATION COMMISSION  
WATER UTILITY ANNUAL REPORT  
Green Acres Water Company  
A Class ☐ Utility

For the Calendar Year Ended: 12/31/19

Primary Address:   
City:  State:  Zip Code:

Telephone Number:

Date of Original Organization of Utility:

Person to whom correspondence should be addressed concerning this report:

Name:   
Telephone No. :   
Address:   
City:  State:  Zip Code:   
Email:

Name:   
Telephone No. :   
Address:   
City:  State:  Zip Code:   
Email:

Name:   
Telephone No. :   
Address:   
City:  State:  Zip Code:   
Email:

Name:   
Telephone No. :   
Address:   
City:  State:  Zip Code:   
Email:

Name:   
Telephone No. :   
Address:   
City:  State:  Zip Code:   
Email:

Ownership:

Counties Served:

ARIZONA CORPORATION COMMISSION  
WATER UTILITY ANNUAL REPORT  
Green Acres Water Company

<b>Important changes during the year</b>
--

	For those companies not subject to the affiliated interest rules, has there been a change in ownership or direct control during the year?
--	---

	If yes, please provide specific details in the box below.
--	---

--	--

	Has the company been notified by any other regulatory authorities during the year, that they are out of compliance?
--	---

	If yes, please provide specific details in the box below.
--	---

--	--

Utility Plant in Service (Water)							
Account No.	Description	Beginning Year Original Cost	Current Year Additions	Current Year Retirements	Adjusted Original Cost	Accumulated Depreciation	OCLD (OC less AD)
301	Organization				\$0		\$0
302	Franchises				0		0
303	Land and Land Rights	9,940	0	0	9,940	0	9,940
304	Structures and Improvements	280	689	0	969	303	666
305	Collecting & Improving Reservoirs				0		0
306	Lake, River, Canal Intakes				0		0
307	Wells and Springs	31,949	0	0	31,949	30,082	1,867
308	Infiltration Galleries				0		0
309	Supply Mains				0		0
310	Power Generation Equipment				0		0
311	Pumping Equipment	3,820	2,829	0	6,649	3,997	2,652
320	Water Treatment Equipment				0		0
320.1	Water Treatment Plants				0		0
320.2	Solution Chemical Feeders				0		0
320.3	Point-of-Use Treatment Devices				0		0
330	Distribution Reservoirs and Standpipes				0		0
330.1	Storage Tanks				0		0
330.2	Pressure Tanks	3,059	0	0	3,059	225	2,834
331	Transmission and Distribution Mains	13,662	0	0	13,662	13,662	0
333	Services				0		0
334	Meters and Meter Installations	4,851	1,235	240	5,846	4,452	1,394
335	Hydrants				0		0
336	Backflow Prevention Devices				0		0
339	Other Plant and Misc. Equipment	3,611	0	0	3,611	1,502	2,109
340	Office Furniture and Equipment				0		0
340.1	Computer & Software				0		0
341	Transportation Equipment				0		0
342	Stores Equipment				0		0
343	Tools, Shop and Garage Equipment				0		0
344	Laboratory Equipment				0		0
345	Power Operated Equipment				0		0
346	Communication Equipment				0		0
347	Miscellaneous Equipment				0		0
348	Other Tangible Plant				0		0
	<b>Totals</b>	<b>\$71,172</b>	<b>\$4,753</b>	<b>\$240</b>	<b>\$75,685</b>	<b>\$54,223</b>	<b>\$21,462</b>



Green Acres Water Company  
Annual Report  
Depreciation Expense for the Current Year (Water)  
12/31/19

Depreciation Expense for the Current Year (Water)									
Account No.	Description	Beginning Year Original Cost	Current Year Additions	Current Year Retirements	Adjusted Original Cost	Fully Depreciated/Non-depreciable Plant	Depreciable Plant	Depreciation Percentages	Depreciation Expense
301	Organization	\$0	\$0	\$0	\$0		\$0		\$0
302	Franchises	0	0	0	0		0		0
303	Land and Land Rights	9,940	0	0	9,940	0	9,940	0.00%	0
304	Structures and Improvements	280	689	0	969	280	689	3.33%	11
305	Collecting & Improving Reservoirs	0	0	0	0		0		0
306	Lake, River, Canal Intakes	0	0	0	0		0		0
307	Wells and Springs	31,949	0	0	31,949	30,018	1,931	3.33%	64
308	Infiltration Galleries	0	0	0	0		0		0
309	Supply Mains	0	0	0	0		0		0
310	Power Generation Equipment	0	0	0	0		0		0
311	Pumping Equipment	3,820	2,829	0	6,649	3,820	2,829	12.50%	177
320	Water Treatment Equipment	0	0	0	0		0		0
320.1	Water Treatment Plants	0	0	0	0		0		0
320.2	Solution Chemical Feeders	0	0	0	0		0		0
320.3	Point-of-Use Treatment Devices	0	0	0	0		0		0
330	Distribution Reservoirs and Standpipes	0	0	0	0		0		0
330.1	Storage Tanks	0	0	0	0		0		0
330.2	Pressure Tanks	3,059	0	0	3,059	76	2,983	5.00%	149
331	Transmission and Distribution Mains	13,662	0	0	13,662	0	13,662	0.00%	0
333	Services	0	0	0	0		0		0
334	Meters and Meter Installations	4,851	1,235	240	5,846	4,371	1,475	8.33%	81
335	Hydrants	0	0	0	0		0		0
336	Backflow Prevention Devices	0	0	0	0		0		0
339	Other Plant and Misc. Equipment	3,611	0	0	3,611	2,203	1,408	6.67%	94
340	Office Furniture and Equipment	0	0	0	0		0		0
340.1	Computer & Software	0	0	0	0		0		0
341	Transportation Equipment	0	0	0	0		0		0
342	Stores Equipment	0	0	0	0		0		0
343	Tools, Shop and Garage Equipment	0	0	0	0		0		0
344	Laboratory Equipment	0	0	0	0		0		0
345	Power Operated Equipment	0	0	0	0		0		0
346	Communication Equipment	0	0	0	0		0		0
347	Miscellaneous Equipment	0	0	0	0		0		0
348	Other Tangible Plant	0	0	0	0		0		0
	<b>Subtotal</b>	<b>\$71,172</b>	<b>\$4,753</b>	<b>\$240</b>	<b>\$75,685</b>	<b>\$40,768</b>	<b>\$34,917</b>		<b>\$577</b>

Contribution(s) in Aid of Construction (Gross)

Less: Non Amortizable Contribution(s)

Fully Amortized Contribution(s)

Amortizable Contribution(s)

Times: Proposed Amortization Rate

Amortization of CIAC

\$0

1.65%

\$0

Less: Amortization of CIAC **\$0**

**DEPRECIATION EXPENSE \$577**

Green Acres Water Company  
Annual Report  
Balance Sheet Assets  
12/31/19

Balance Sheet Assets				
	Assets		Balance at Beginning of Year (2019)	Balance at End of Year (2019)
Account No.	<b>Current and Accrued Assets</b>			
131	Cash		\$13,030	\$11,282
134	Working Funds			
135	Temporary Cash Investments			
141	Customer Accounts Receivable		2,334	1,841
146	Notes Receivable from Associated Companies			
151	Plant Material and Supplies			
162	Prepayments			
174	Miscellaneous Current and Accrued Assets			
	<b>Total Current and Accrued Assets</b>		<b>\$15,364</b>	<b>\$13,123</b>
Account No.	<b>Fixed Assets</b>			
101	Utility Plant in Service*		\$71,172	\$75,685
103	Property Held for Future Use			
105	Construction Work in Progress			
108	Accumulated Depreciation (enter as negative)*		(54,430)	(54,223)
121	Non-Utility Property			
122	Accumulated Depreciation - Non Utility			
	<b>Total Fixed Assets</b>		<b>\$16,742</b>	<b>\$21,462</b>
	<b>Total Assets</b>		<b>\$32,106</b>	<b>\$34,585</b>

\*Note these items feed automatically from AR3 UPIS Page 4

Green Acres Water Company  
Annual Report  
Balance Sheet Liabilities and Owners Equity

Balance Sheet Liabilities and Owners Equity				
	Liabilities		Balance at Beginning of Year (2019)	Balance at End of Year (2019)
Account No.	<b>Current Liabilities</b>			
231	Accounts Payable			
232	Notes Payable (Current Portion)			
234	Notes Payable to Associated Companies			
235	Customer Deposits		900	1,050
236	Accrued Taxes			
237	Accrued Interest			
242	Miscellaneous Current and Accrued Liabilities			
	<b>Total Current Liabilities</b>		<b>\$900</b>	<b>\$1,050</b>
	<b>Long Term Debt</b>			
224	Long Term Debt (Notes and Bonds)			
	<b>Deferred Credits</b>			
251	Unamortized Premium on Debt			
252	Advances in Aid of Construction			
255	Accumulated Deferred Investment Tax Credits			
271	Contributions in Aid of Construction			
272	Less: Amortization of Contributions			
281	Accumulated Deferred Income Tax			
	<b>Total Deferred Credits</b>		<b>\$0</b>	<b>\$0</b>
	<b>Total Liabilities</b>		<b>\$900</b>	<b>\$1,050</b>
	<b>Capital Accounts</b>			
201	Common Stock Issued			
211	Other Paid-In Capital			
215	Retained Earnings		31,206	33,535
218	Proprietary Capital (Sole Props and Partnerships)			
	<b>Total Capital</b>		<b>\$31,206</b>	<b>\$33,535</b>
	<b>Total Liabilities and Capital</b>		<b>\$32,106</b>	<b>\$34,585</b>

**Note: Total liabilities and Capital must match total assets for the beginning and end of the year!**



Green Acres Water Company  
Annual Report  
Water Comparative Income Statement  
12/31/19

<b>Water Comparative Income Statement</b>			
Account No.	Calendar Year	Current Year 01/01/2019 - 12/31/2019	Last Year 01/01/2018 - 12/31/2018
	<b>Operating Revenue</b>		
461	Metered Water Revenue	\$23,881	\$25,374
460	Unmetered Water Revenue		
462	Fire Protection Revenue		
469	Guaranteed Revenues (Surcharges)		
471	Miscellaneous Service Revenues	605	519
474	Other Water Revenue		
	<b>Total Revenues</b>	<b>\$24,486</b>	<b>\$25,893</b>
	<b>Operating Expenses</b>		
601	Salaries and Wages		
604	Employee Pensions and Benefits		
610	Purchased Water		
615	Purchased Power	2,885	1,719
618	Chemicals		
620	Materials and Supplies	356	192
620.1	Repairs and Maintenance	1,250	1,745
620.2	Office Supplies and Expense		
630	Contractual Services		
631	Contractual Services - Engineering		
632	Contractual Services - Accounting	1,200	1,200
633	Contractual Services - Legal		
634	Contractual Services - Management Fees	5,950	6,176
635	Contractual Services - Water Testing	1,083	1,267
636	Contractual Services - Other	2,900	2,300
640	Rents		
641	Rental of Building/Real Property		
642	Rental of Equipment		
650	Transportation Expenses		
657	Insurance - General Liability		
657.1	Insurance - Health and Life		
665	Regulatory Commission Expense - Rate		
670	Bad Debt Expense		
675	Miscellaneous Expense	249	670
403	Depreciation Expense (From Schedule AR4)	577	302
408	Taxes Other Than Income		
408.11	Property Taxes	1,056	958
409	Income Taxes		
427.1	Customer Security Deposit Interest		
	<b>Total Operating Expenses</b>	<b>\$17,506</b>	<b>\$16,529</b>
	<b>Operating Income / (Loss)</b>	<b>\$6,980</b>	<b>\$9,364</b>
	<b>Other Income / (Expense)</b>		
419	Interest and Dividend Income		
421	Non-Utility Income		
426	Miscellaneous Non-Utility (Expense)		
427	Interest (Expense)		
	<b>Total Other Income / (Expense)</b>	<b>\$0</b>	<b>\$0</b>
	<b>Net Income / (Loss)</b>	<b>\$6,980</b>	<b>\$9,364</b>



**Full time equivalent employees**

	Direct Company	Allocated	Outside service	Total
President				0.0
Vice-president				0.0
Manager			2.2	2.2
Engineering Staff				0.0
System Operator(s)			2.2	2.2
Meter reader			2.2	2.2
Customer Service			2.2	2.2
Accounting			2.2	2.2
Business Office				0.0
Rates Department				0.0
Administrative Staff				0.0
Other				0.0
<b>Total</b>	0.0	0.0	11.0	11.0

Green Acres Water Company  
Annual Report  
Supplemental Financial Data (Long-Term Debt)  
12/31/19

Supplemental Financial Data (Long-Term Debt)				
	Loan #1	Loan #2	Loan #3	Loan #4
Date Issued				
Source of Loan				
ACC Decision No.				
Reason for Loan				
Dollar Amt. Issued				
Amount Outstanding				
Date of Maturity				
Interest Rate				
Current Year Interest				
Current Year Principal				

Meter Deposit Balance at Test Year End:	
---	--

Meter Deposits Refunded During the Test Year:	
---	--

***List all bonds, notes, loans, and other types of indebtedness in which the proceeds were used in the provision of public utility service. Indebtedness incurred for personal uses by the owner of the utility should not be listed. Input 0 or none if there is nothing to report for that cell.***

### Well and Water Usage

[illegible]

Name of system water delivered to:	
ADWR PCC Number:	
Source of water delivered to another system	
Name of system water received from:	
ADWR PCC Number:	
Source of water received	
Well registry 55# (55-XXXXXX):	

Month	Water withdrawn (gallons)1	Water sold (gallons)2	Water delivered (sold) to other systems (gallons)3	Water received (purchased) from other systems (gallons)4	Estimated authorized use (gallons)5	Purchased Power Expense <sup>6</sup>	Purchased Power (kWh) <sup>7</sup>
January		395,060.00					
February		289,730.00					
March		238,392.00					
April		312,893.00					
May		630,395.00					
June		595,354.00					
July		620,286.00					
August		687,550.00					
September		492,040.00					
October		594,020.00					
November		409,120.00					
December		281,250.00					
<b>Totals</b>	<b>0.00</b>	<b>5,546,090.00</b>	<b>0.00</b>	<b>0.00</b>	<b>0.00</b>	<b>\$0</b>	<b>0</b>

**If applicable, in the space below please provide a description for all un-metered water use along with amounts:**

\_\_\_\_\_

- |   |   |
|---|---|
| 1 | Water withdrawn - Total gallons of water withdrawn from pumped sources.   |
| 2 | Water sold - Total gallons from customer meters, and other sales such as construction water.  |
| 3 | Water delivered (sold) to other systems - Total gallons of water delivered to other systems.  |
| 4 | Water received (purchased) from other systems - Total gallons of water purchased/received from other systems.   |
| 5 | Estimated authorized use - Total estimated gallons from authorized metered or unmetered use. Authorized uses such as flushing (mains, services and hydrants) draining/cleaning tanks, process, construction, fire fighting, etc. Non-authorized use (real losses) are service line breaks and leaks, water main breaks, meter inaccuracies and theft. |
| 6 | Enter the total purchased power costs for the power meters associated with this system.   |
| 7 | Enter the total purchased kWh used by the power meters associated with this system.   |



### Water Utility Plant Description

Name of the System:	GREEN ACRES WATER COMPANY	
ADEQ Public Water System Number:	AZ0414065	
ADWR PCC Number:	91-000721.0000	

## MAINS

[illegible]

## CUSTOMER METERS

[illegible]

## SERVICE LINES

Material	Percent of system	Year installed

## BOOSTER PUMPS

BOOSTER PUMPS		
Horsepower	GPM	Quantity

## FIRE HYDRANTS

Type	Quantity
Standard *	2
Other	4

## STORAGE TANKS

Capacity (gallons)	Material	Quantity	Year installed
10,000	METAL	OFFLINE	

## PRESSURE/BLADDER TANKS

Capacity (gallons)	Material	Quantity	Year installed
5,000	METAL	1 (WEST)	
85	METAL	1	

\* A standard fire hydrant has two 2.5 inch hose connection nozzles with 7.5 threads per inch, and one 4.5 inch pumper connection nozzle with 4 threads per inch.

<b>Water Utility Plant Description (Continued)</b>
--

For the following three items, list the utility owned assets in each category for each system.

<b>TREATMENT EQUIPMENT:</b>	NONE
-----------------------------	------

<b>STRUCTURES:</b>	NONE
--------------------	------

<b>OTHER:</b>	VARIABLE FREQUENCY DRIVE
---------------	--------------------------

**Provide a calculation used to determine the value of one water equivalent residential connection (ERC).**

Use one of the following methods:

- (a) If actual flow data are available from the preceding 12 months, divide the total annual single family residence (SFR) gallons sold by the average number of single family residence customers for the same period and divide the result by 365
- (b) If no historical flow data are available, use:  

$$ERC = ( \text{Total SFR gallons sold (Omit 000)} / 365 \text{ days} / 350 \text{ gallons per day} )$$

ERC	<div style="border: 1px solid black; height: 15px; width: 100%;"></div>
Method used:	<div style="border: 1px solid black; height: 15px; width: 100%;"></div>

Customer and Other Information	
Name of the System:	GREEN ACRES WATER COMPANY
ADEQ Public Water System Number:	AZ0414065
ADWR PCC Number:	91-000721.0000

Month	Number of Customers				
	Single-Family	Multi-Family	Commercial	Turf/Irrigation	Other Non-Residential
January	42				
February	42				
March	42				
April	42				
May	42				
June	42				
July	42				
August	42				
September	42				
October	42				
November	42				
December	42				

If the system has fire hydrants, what is the fire flow requirements?  GPM for  hrs.

Does the system have chlorination treatment?

Does the Company have an ADWR Gallons Per Capita Per Day (GPCPD) requirement?   
If yes, provide the GPCPD amount:

Is the Water Utility located in an ADWR Active Management Area (AMA)?   
If yes, which AMA?

What is the present system connection capacity (in ERCs \*) using existing lines?

What is the future system connection capacity (in ERCs \*) upon service area buildout?

Describe any plans and estimated completion dates for any enlargements or improvements of this system.

\* an ERC is based on the calculation on the bottom of AR9 page 12.



Green Acres Water Company  
 Annual Report  
 Utility Shutoffs / Disconnects  
 12/31/19

Utility Shutoffs / Disconnects	
Name of the System:	GREEN ACRES WATER COMPANY
ADEQ Public Water System Number:	AZ04 14-065
ADWR PCC Number:	91-000721.0000

Month	Termination without Notice R14-2-410.B	Termination with Notice R14-2- 410.C	Other
January			
February			1
March			1
April			
May			
June			
July			
August			
September			
October			
November			
December	1		
<b>Total</b>	<b>1</b>	<b>0</b>	<b>2</b>

**Other (description):**

**Instructions:** Fill out the Grey Cells with the relevant information. Input 0 or none if there is nothing recorded in that account or there is no applicable information to report.

## Property Taxes

Amount of actual property taxes paid during Calendar Year 2019 was

**\$1,055**

If no property taxes paid, explain why.

**Instructions:** Fill out the Grey Cells with the relevant information. Input 0 or none if there is nothing recorded in that account or there is no applicable information to report.

Verification and Sworn Statement (Taxes)

Verification: State of ARIZONA I, the undersigned of the  
(state name)

County of (county name): YUMA  
Name (owner or official) title: NANCY MILLER, INTERIM MANAGER  
Company name: Green Acres Water Company

DO SAY THAT THIS ANNUAL UTILITY PROPERTY TAX AND SALES TAX REPORT TO THE ARIZONA CORPORATION COMMISSION.

FOR THE YEAR ENDING: 12/31/19

HAS BEEN PREPARED UNDER MY DIRECTION, FROM THE ORIGINAL BOOKS, PAPERS AND RECORDS OF SAID UTILITY; THAT I HAVE CAREFULLY EXAMINED THE SAME, AND DECLARE THE SAME TO BE A COMPLETE AND CORRECT STATEMENT OF BUSINESS AND AFFAIRS OF SAID UTILITY FOR THE PERIOD COVERED BY THIS REPORT IN RESPECT TO EACH AND EVERY MATTER AND THING SET FORTH, TO THE BEST OF MY KNOWLEDGE, INFORMATION AND BELIEF.

Sworn Statement: I HEREBY ATTEST THAT ALL PROPERTY TAXES FOR SAID COMPANY ARE CURRENT AND PAID IN FULL.

I HEREBY ATTEST THAT ALL SALES TAXES FOR SAID COMPANY ARE CURRENT AND PAID IN FULL.

RECEIVED  
BY EMAIL

4/02/2020, 02:15 PM

ARIZONA CORPORATION COMMISSION  
UTILITIES DIVISION

N. J. Miller  
signature of owner/official

928-341-9685  
telephone no.

SUBSCRIBED AND SWORN TO BEFORE ME A NOTARY PUBLIC  
IN AND FOR THE COUNTY

THIS

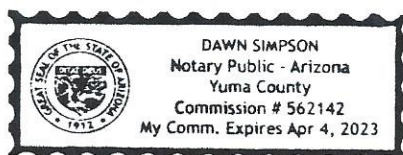
01

DAY OF

Yuma  
(county name)  
April, 2020  
(month) and (year)

MY COMMISSION EXPIRES

04.04.2023  
(date)



Dawn Simpson  
(signature of notary public)



Verification and Sworn Statement

Verification:

State of ARIZONA I, the undersigned of the  
(state name)  
County of (county name): YUMA  
Name (owner or official) title: NANCY MILLER, INTERIM MANAGER  
Company name: Green Acres Water Company

DO SAY THAT THIS ANNUAL UTILITY PROPERTY TAX AND SALES TAX REPORT TO THE ARIZONA CORPORATION COMMISSION.

FOR THE YEAR ENDING: 12/31/19

HAS BEEN PREPARED UNDER MY DIRECTION, FROM THE ORIGINAL BOOKS, PAPERS AND RECORDS OF SAID UTILITY; THAT I HAVE CAREFULLY EXAMINED THE SAME, AND DECLARE THE SAME TO BE A COMPLETE AND CORRECT STATEMENT OF BUSINESS AND AFFAIRS OF SAID UTILITY FOR THE PERIOD COVERED BY THIS REPORT IN RESPECT TO EACH AND EVERY MATTER AND THING SET FORTH, TO THE BEST OF MY KNOWLEDGE, INFORMATION AND BELIEF.

Sworn Statement: IN ACCORDANCE WITH THE REQUIREMENTS OF TITLE 40, ARTICLE 8, SECTION 40-401, ARIZONA REVISED STATUTES, IT IS HEREIN REPORTED THAT THE GROSS OPERATING REVENUE OF SAID UTILITY DERIVED FROM ARIZONA INTRASTATE UTILITY OPERATIONS DURING THE CALENDAR YEAR WAS:

Arizona Intrastate Gross Operating Revenues Only (\$)

24,486

(The amount in the box above includes

0 in sales taxes  
billed or collected)

RECEIVED  
BY EMAIL

4/02/2020, 02:15 PM

ARIZONA CORPORATION COMMISSION  
UTILITIES DIVISION

N. G. Miller  
signature of owner/official

928-341-9685

telephone no.

SUBSCRIBED AND SWORN TO BEFORE ME A NOTARY PUBLIC  
IN AND FOR THE COUNTY

THIS

01

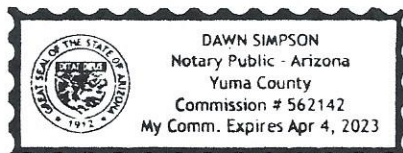
DAY OF

Yuma  
(county name)

April, 2020  
(month) and (year)

MY COMMISSION EXPIRES

04-04-2023  
(date)



[Signature]  
(signature of notary public)

**Verification and Sworn Statement (Residential Revenue)**

**Verification:**

State of ARIZONA I, the undersigned of the  
(state name)

County of (county name):

YUMA

Name (owner or official) title:

NANCY MILLER, INTERIM MANAGER

Company name:

Green Acres Water Company

DO SAY THAT THIS ANNUAL UTILITY PROPERTY TAX AND SALES TAX REPORT TO THE ARIZONA CORPORATION COMMISSION.

FOR THE YEAR ENDING: 12/31/19

HAS BEEN PREPARED UNDER MY DIRECTION, FROM THE ORIGINAL BOOKS, PAPERS AND RECORDS OF SAID UTILITY; THAT I HAVE CAREFULLY EXAMINED THE SAME, AND DECLARE THE SAME TO BE A COMPLETE AND CORRECT STATEMENT OF BUSINESS AND AFFAIRS OF SAID UTILITY FOR THE PERIOD COVERED BY THIS REPORT IN RESPECT TO EACH AND EVERY MATTER AND THING SET FORTH, TO THE BEST OF MY KNOWLEDGE, INFORMATION AND BELIEF.

**Sworn Statement:**

IN ACCORDANCE WITH THE REQUIREMENTS OF TITLE 40, ARTICLE 8, SECTION 40-401, ARIZONA REVISED STATUTES, IT IS HEREIN REPORTED THAT THE GROSS OPERATING REVENUE OF SAID UTILITY DERIVED FROM ARIZONA INTRASTATE UTILITY OPERATIONS RECEIVED FROM RESIDENTIAL CUSTOMERS DURING THE CALENDAR YEAR WAS:

Arizona Intrastate Gross Operating Revenues Only (\$)

24,486

(The amount in the box above includes

0

in sales taxes

billed or collected)

**RECEIVED  
BY EMAIL**

4/02/2020, 02:15 PM

ARIZONA CORPORATION COMMISSION  
UTILITIES DIVISION

N. Miller  
signature of owner/official

928-341-9685

telephone no.

SUBSCRIBED AND SWORN TO BEFORE ME A NOTARY PUBLIC  
IN AND FOR THE COUNTY

Yuma  
(county name)

THIS

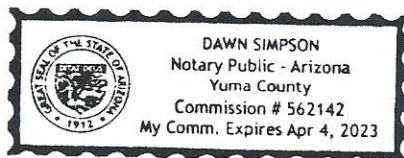
01

DAY OF

April, 2020  
(month) and (year)

MY COMMISSION EXPIRES

04.04.2023  
(date)



D. Simpson  
(signature of notary public)



Full Gross-up Method for Income Tax Statement of Certification

Verification:

State of ARIZONA I, the undersigned of the  
(state name)

County of (county name): YUMA  
Name (owner or official) title: NANCY MILLER, INTERIM MANAGER  
Company name: Green Acres Water Company

FOR THE YEAR ENDING: 12/31/19

Sworn Statement:

IN ACCORDANCE WITH THE REQUIREMENTS OF DECISION NO. 77084, BECAUSE THE UTILITY REQUIRES THE GROSS UP OF ADVANCES AND CONTRIBUTIONS, I HEREBY STATE THAT THE UTILITY HAS NOT INCURRED NOR IS EXPECTED TO INCUR A NET INCREASE IN CURRENT INCOME TAX EXPENSE OR A DECREASE IN DEFERRED TAX ASSET FOR A CARRY FORWARD ACCORDING TO GAAP IN AN AMOUNT EQUAL TO OR GREATER THAN THE AMOUNT OF THE REQUIRED GROSS UP PAID BY DEVELOPERS IN THE PERIOD COVERED BY THIS ANNUAL REPORT.

RECEIVED  
BY EMAIL

4/02/2020, 02:15 PM

ARIZONA CORPORATION COMMISSION  
UTILITIES DIVISION

N. Miller  
signature of owner/official

928-341-9685  
telephone no.

SUBSCRIBED AND SWORN TO BEFORE ME A NOTARY PUBLIC  
IN AND FOR THE COUNTY

Yuma  
(county name)

THIS

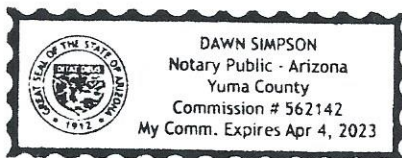
01

DAY OF

April, 2020  
(month) and (year)

MY COMMISSION EXPIRES

04.04.2023  
(date)



Dawn Simpson  
(signature of notary public)

2:32 PM

02/04/20

Cash Basis

## GREEN ACRES WATER COMPANY

## Profit &amp; Loss

January through December 2019

	Jan - Dec 19
<b>Income</b>	
CUSTOMER PAYMENTS	
ESTABLISHMENT FEES	40.00
LATE FEES	564.79
MONTHLY SERVICE FEES	23,880.61
Total CUSTOMER PAYMENTS	24,485.40
Total Income	24,485.40 ✓
<b>Expense</b>	
BANK SERVICE FEES	1.00 ✓
COMPUTER AND INTERNET	77.50 ✓
MATERIALS & SUPPLIES	355.82 ✓
OFFICE EXPENSE	170.12 ✓
OPERATIONS	
METER READS	1,700.00 ✓
TESTING	1,083.21 ✓
Total OPERATIONS	2,783.21
PENALTIES AND INTEREST EXPENSE	6.45 ✓
PROFESSIONAL FEES	
ACCOUNTING	1,200.00 ✓
CERTIFIED OPERATIONS	1,200.00 ✓
MANAGEMENT	5,950.00 ✓
Total PROFESSIONAL FEES	8,350.00
REPAIRS & MAINTENANCE	1,250.00 ✓
TAXES	
PROPERTY TAXES	1,056.20
Total TAXES	1,056.20
UTILITY	
ELECTRIC	2,884.75 ✓
Total UTILITY	2,884.75
Total Expense	16,935.05
Net Income	7,550.35

Cust sec dep \$1050.00

accts rec \$1841.17

bank balance \$11,281.80



## GREEN ACRES WATER COMPANY

2/4/2020 2:35 PM

Register: PLANT IN SERVICE

From 01/01/2019 through 12/31/2019

Sorted by: Date, Type, Number/Ref

Date	Ref.	Payee	Account	Memo	Decrease	C	Increase	Balance
01/07/2019	1348	PRIORITY WELL S...	GREEN ACRES BUS ...	INV NO: 6955...			540.00 ✓	12,948.24
01/07/2019	1348	PRIORITY WELL S...	GREEN ACRES BUS ...	INV NO: 6954...			2,289.00 ✓	15,237.24
03/05/2019	1356	FENCING BY SK, L...	GREEN ACRES BUS ...	FENCING RE...			689.00 ✓	15,926.24
05/01/2019	1369	SUNSTATE ENVIR...	GREEN ACRES BUS ...	MASTER ME...			640.00 ✓	16,566.24
09/24/2019	1388	SUNSTATE ENVIR...	GREEN ACRES BUS ...	INV NO: 1921...			595.00 ✓	17,161.24