

**ANNUAL REPORT**

Of

Company Name: Greenehaven Water Company, Inc.

PO Box 5122

Mailing Address:

Greenehaven AZ  
86040-5122

Docket No.: W-02325A

For the Year Ended: 12/31/20

RECEIVED  
BY EMAIL

04/20/2021, 3:02 PM

ARIZONA CORPORATION COMMISSION  
UTILITIES DIVISION

**WATER UTILITY**

To

Arizona Corporation Commission

**Due on April 15th**

Email: [Util-Compliance@azcc.gov](mailto:Util-Compliance@azcc.gov), mail or deliver the completed Annual Report to:

Arizona Corporation Commission  
Compliance Section - Utilities Division  
1200 West Washington Street  
Phoenix, Arizona 85007

Application Type: Original Filing

Application Date: 4/21/2021

ARIZONA CORPORATION COMMISSION  
WATER UTILITY ANNUAL REPORT  
Greenehaven Water Company, Inc.  
A Class  Utility

For the Calendar Year Ended: 12/31/20

Primary Address:   
City:  State:  Zip Code:

Telephone Number:

**REMOVE TERRY  
THEKEN EMAIL  
ON TAB AR1**

Date of Original Organization of Utility:

Person to whom correspondence should be addressed concerning this report:

Name:   
Telephone No. :   
Address:   
City:  State:  Zip Code:   
Email:

**On-Site Manager**

Name:   
Telephone No. :   
Address:   
City:  State:  Zip Code:   
Email:

Name:   
Telephone No. :   
Address:   
City:  State:  Zip Code:   
Email:

Name:   
Telephone No. :   
Address:   
City:  State:  Zip Code:   
Email:

Name:   
Telephone No. :   
Address:   
City:  State:  Zip Code:   
Email:

Ownership:

Counties Served:

<b>Important changes during the year</b>
--

Yes	For those companies not subject to the affiliated interest rules, has there been a change in ownership or direct control during the year?
	If yes, please provide specific details in the box below.
	Greenthaven Water's ownership changed during the year as a result of a stock sale.

No	Has the company been notified by any other regulatory authorities during the year, that they are out of compliance?
	If yes, please provide specific details in the box below.
	N/A

Utility Plant in Service (Water)							
Account No.	Description	Beginning Year Original Cost	Current Year Additions	Current Year Retirements	Adjusted Original Cost	Accumulated Depreciation	OCLD (OC less AD)
301	Organization	\$0			\$0		\$0
302	Franchises				0		0
303	Land and Land Rights	890			890		890
304	Structures and Improvements	2,117			2,117	247	1,870
305	Collecting & Improving Reservoirs				0		0
306	Lake, River, Canal Intakes				0		0
307	Wells and Springs	19,828	2,671		22,499	19,081	3,418
308	Infiltration Galleries				0		0
309	Supply Mains				0		0
310	Power Generation Equipment				0		0
311	Pumping Equipment	88,771	12,101		100,872	57,024	43,848
320	Water Treatment Equipment				0		0
320.1	Water Treatment Plants				0		0
320.2	Solution Chemical Feeders				0		0
320.3	Point-of-Use Treatment Devices				0		0
330	Distribution Reservoirs and Standpipes				0		0
330.1	Storage Tanks	61,343			61,343	59,319	2,024
330.2	Pressure Tanks				0		0
331	Transmission and Distribution Mains	490,309	414		490,723	337,606	153,117
333	Services	118,781			118,781	76,551	42,230
334	Meters and Meter Installations	9,059	14,446		23,505	5,474	18,031
335	Hydrants	120,948	283		121,231	70,884	50,347
336	Backflow Prevention Devices				0		0
339	Other Plant and Misc. Equipment				0		0
340	Office Furniture and Equipment				0		0
340.1	Computer & Software				0		0
341	Transportation Equipment				0		0
342	Stores Equipment				0		0
343	Tools, Shop and Garage Equipment				0		0
344	Laboratory Equipment				0		0
345	Power Operated Equipment	690			690	690	0
346	Communication Equipment				0		0
347	Miscellaneous Equipment				0		0
348	Other Tangible Plant				0		0
	<b>Totals</b>	<b>\$912,736</b>	<b>\$29,915</b>	<b>\$0</b>	<b>\$942,651</b>	<b>\$626,876</b>	<b>\$315,775</b>

Greenehaven Water Company, Inc.  
Annual Report  
Depreciation Expense for the Current Year (Water)  
12/31/20

Depreciation Expense for the Current Year (Water)									
Account No.	Description	Beginning Year Original Cost	Current Year Additions	Current Year Retirements	Adjusted Original Cost	Fully Depreciated/Non-depreciable Plant	Depreciable Plant	Depreciation Percentages	Depreciation Expense
301	Organization	\$0	\$0	\$0	\$0	\$0	\$0		\$0
302	Franchises	0	0	0	0	0	0		0
303	Land and Land Rights	890	0	0	890	890	0		0
304	Structures and Improvements	2,117	0	0	2,117		2,117	3.33%	70
305	Collecting & Improving Reservoirs	0	0	0	0		0		0
306	Lake, River, Canal Intakes	0	0	0	0		0		0
307	Wells and Springs	19,828	2,671	0	22,499	18,932	3,567	3.33%	74
308	Infiltration Galleries	0	0	0	0		0		0
309	Supply Mains	0	0	0	0		0		0
310	Power Generation Equipment	0	0	0	0		0		0
311	Pumping Equipment	88,771	12,101	0	100,872	30,529	70,343	12.50%	8,037
320	Water Treatment Equipment	0	0	0	0		0		0
320.1	Water Treatment Plants	0	0	0	0		0		0
320.2	Solution Chemical Feeders	0	0	0	0		0		0
320.3	Point-of-Use Treatment Devices	0	0	0	0		0		0
330	Distribution Reservoirs and Standpipes	0	0	0	0		0		0
330.1	Storage Tanks	61,343	0	0	61,343	58,944	2,399	2.22%	53
330.2	Pressure Tanks	0	0	0	0		0		0
331	Transmission and Distribution Mains	490,309	414	0	490,723	123,995	366,728	2.00%	7,330
333	Services	118,781	0	0	118,781		118,781	3.33%	3,955
334	Meters and Meter Installations	9,059	14,446	0	23,505	2,081	21,424	8.33%	1,183
335	Hydrants	120,948	283	0	121,231	3,074	118,157	2.00%	2,360
336	Backflow Prevention Devices	0	0	0	0		0		0
339	Other Plant and Misc. Equipment	0	0	0	0		0		0
340	Office Furniture and Equipment	0	0	0	0		0		0
340.1	Computer & Software	0	0	0	0		0		0
341	Transportation Equipment	0	0	0	0		0		0
342	Stores Equipment	0	0	0	0		0		0
343	Tools, Shop and Garage Equipment	0	0	0	0		0		0
344	Laboratory Equipment	0	0	0	0		0		0
345	Power Operated Equipment	690	0	0	690	690	0	5.00%	0
346	Communication Equipment	0	0	0	0		0		0
347	Miscellaneous Equipment	0	0	0	0		0		0
348	Other Tangible Plant	0	0	0	0		0		0
	<b>Subtotal</b>	<b>\$912,736</b>	<b>\$29,915</b>	<b>\$0</b>	<b>\$942,651</b>	<b>\$239,135</b>	<b>\$703,516</b>		<b>\$23,064</b>

Contribution(s) in Aid of Construction (Gross)	\$602,567
Less: Non Amortizable Contribution(s)	0
Fully Amortized Contribution(s)	0
Amortizable Contribution(s)	<u>\$602,567</u>
Times: Proposed Amortization Rate	2.26%
<b>Amortization of CIAC</b>	\$13,631

Less: Amortization of CIAC \$13,631

**DEPRECIATION EXPENSE** **\$9,432**

Greenehaven Water Company, Inc.  
 Annual Report  
 Balance Sheet Assets  
 12/31/20

<b>Balance Sheet Assets</b>				
	<b>Assets</b>		Balance at Beginning of Year (2020)	Balance at End of Year (2020)
Account No.	<b>Current and Accrued Assets</b>			
131	Cash		\$40,930	\$7,224
134	Working Funds			70
135	Temporary Cash Investments			
141	Customer Accounts Receivable		(717)	(563)
146	Notes Receivable from Associated Companies			
151	Plant Material and Supplies			
162	Prepayments			161
174	Miscellaneous Current and Accrued Assets			79
	<b>Total Current and Accrued Assets</b>		<b>\$40,213</b>	<b>\$6,971</b>
Account No.	<b>Fixed Assets</b>			
101	Utility Plant in Service*		\$912,736	\$942,651
103	Property Held for Future Use			
105	Construction Work in Progress			
108	Accumulated Depreciation (enter as negative)*		(603,812)	(626,876)
121	Non-Utility Property			
122	Accumulated Depreciation - Non Utility			
	<b>Total Fixed Assets</b>		<b>\$308,924</b>	<b>\$315,775</b>
	<b>Total Assets</b>		<b>\$349,137</b>	<b>\$322,746</b>

\*Note these items feed automatically from AR3 UPIS Page 4

Greenehaven Water Company, Inc.  
Annual Report  
Balance Sheet Liabilities and Owners Equity

<b>Balance Sheet Liabilities and Owners Equity</b>				
	<b>Liabilities</b>		Balance at Beginning of Year (2020)	Balance at End of Year (2020)
<b>Account No.</b>	<b>Current Liabilities</b>			
231	Accounts Payable		\$20	\$0
232	Notes Payable (Current Portion)			
234	Notes Payable to Associated Companies			
235	Customer Deposits			
236	Accrued Taxes		524	1,115
237	Accrued Interest			
242	Miscellaneous Current and Accrued Liabilities			
	<b>Total Current Liabilities</b>		<b>\$544</b>	<b>\$1,115</b>
	<b>Long Term Debt</b>			
224	Long Term Debt (Notes and Bonds)		\$0	\$0
	<b>Deferred Credits</b>			
251	Unamortized Premium on Debt		\$0	\$0
252	Advances in Aid of Construction		3,600	7,850
255	Accumulated Deferred Investment Tax Credits			
271	Contributions in Aid of Construction		602,567	602,567
272	Less: Amortization of Contributions		(360,624)	(374,255)
281	Accumulated Deferred Income Tax			
	<b>Total Deferred Credits</b>		<b>\$245,543</b>	<b>\$236,162</b>
	<b>Total Liabilities</b>		<b>\$246,087</b>	<b>\$237,277</b>
	<b>Capital Accounts</b>			
201	Common Stock Issued		\$10,000	\$10,000
211	Other Paid-In Capital		211,877	56,999
215	Retained Earnings		(118,827)	18,470
218	Proprietary Capital (Sole Props and Partnerships)			
	<b>Total Capital</b>		<b>\$103,050</b>	<b>\$85,469</b>
	<b>Total Liabilities and Capital</b>		<b>\$349,137</b>	<b>\$322,746</b>

**Note: Total liabilities and Capital must match total assets for the beginning and end of the year!**

Greenehaven Water Company, Inc.  
Annual Report  
Water Comparative Income Statement  
12/31/20

<b>Water Comparative Income Statement</b>			
Account No.	Calendar Year	Current Year 01/01/2020 - 12/31/2020	Last Year 01/01/2019 - 12/31/2019
	<b>Operating Revenue</b>		
461	Metered Water Revenue	\$98,165	\$88,360
460	Unmetered Water Revenue		
462	Fire Protection Revenue		
469	Guaranteed Revenues (Surcharges)		
471	Miscellaneous Service Revenues		
474	Other Water Revenue	1,020	900
	<b>Total Revenues</b>	<b>\$99,185</b>	<b>\$89,260</b>
	<b>Operating Expenses</b>		
601	Salaries and Wages	\$40,350	\$28,250
604	Employee Pensions and Benefits		
610	Purchased Water		
615	Purchased Power	17,632	17,987
618	Chemicals		
620	Materials and Supplies		
620.1	Repairs and Maintenance	2,878	3,885
620.2	Office Supplies and Expense	5,219	1,518
630	Contractual Services		
631	Contractual Services - Engineering		
632	Contractual Services - Accounting	4,441	7,635
633	Contractual Services - Legal		
634	Contractual Services - Management Fees	38,900	40,000
635	Contractual Services - Water Testing	2,970	1,312
636	Contractual Services - Other	283	
640	Rents		
641	Rental of Building/Real Property		
642	Rental of Equipment		
650	Transportation Expenses	3,669	3,991
657	Insurance - General Liability		6,885
657.1	Insurance - Health and Life		
665	Regulatory Commission Expense - Rate		
670	Bad Debt Expense	234	
675	Miscellaneous Expense	719	1,452
403	Depreciation Expense (From Schedule AR4)	9,432	7,468
408	Taxes Other Than Income	3,930	2,167
408.11	Property Taxes	3,676	5,725
409	Income Taxes		
427.1	Customer Security Deposit Interest		
	<b>Total Operating Expenses</b>	<b>\$134,333</b>	<b>\$128,276</b>
	<b>Operating Income / (Loss)</b>	<b>(\$35,148)</b>	<b>(\$39,016)</b>
	<b>Other Income / (Expense)</b>		
419	Interest and Dividend Income	\$0	\$0
421	Non-Utility Income		
426	Miscellaneous Non-Utility (Expense)		
427	Interest (Expense)	(103)	(214)
	<b>Total Other Income / (Expense)</b>	<b>(\$103)</b>	<b>(\$214)</b>
	<b>Net Income / (Loss)</b>	<b>(\$35,251)</b>	<b>(\$39,230)</b>



Greenehaven Water Company, Inc.  
 Annual Report  
 Full time equivalent employees  
 12/31/20

**Full time equivalent employees**

	Direct Company	Allocated	Outside service	Total
President				0.0
Vice-president				0.0
Manager				0.0
Engineering Staff				0.0
System Operator(s)	0.5			0.5
Meter reader				0.0
Customer Service				0.0
Accounting	0.5			0.5
Business Office				0.0
Rates Department				0.0
Administrative Staff	0.5			0.5
Other				0.0
<b>Total</b>	1.5	0.0	0.0	1.5

<b>Supplemental Financial Data (Long-Term Debt)</b>				
	Loan #1	Loan #2	Loan #3	Loan #4
Date Issued	No Loans			
Source of Loan				
ACC Decision No.				
Reason for Loan				
Dollar Amt. Issued				
Amount Outstanding				
Date of Maturity				
Interest Rate				
Current Year Interest				
Current Year Principal				

Meter Deposit Balance at Test Year End:	\$7,850
---	---------

Meter Deposits Refunded During the Test Year:	\$300
---	-------

**List all bonds, notes, loans, and other types of indebtedness in which the proceeds were used in the provision of public utility service. Indebtedness incurred for personal uses by the owner of the utility should not be listed. Input 0 or none if there is nothing to report for that cell.**

**Well and Water Usage**

Name of the System:		GREENEHAVEN WATER CO									
ADEQ Public Water System Number:		AZ0403037									
ADWR PCC Number:		91-000099.0000									
Well registry 55# (55-XXXXXX):	Pump Horsepower	Pump Yield (gpm)	Casing Depth (feet)	Casing Diameter (inches)	Pump Motor Type **	Year Drilled	Water level 2010	Water level 2020	Meter Size (inches)	How measured:	Active
55-600601	50	150	935	12	Submersible	1972	580	600	4	Metered	Yes

Name of system water delivered to:			
ADWR PCC Number:	N/A		
Source of water delivered to another system			
Name of system water received from:			
ADWR PCC Number:	N/A		
Source of water received			
Well registry 55# (55-XXXXXX):			

Month	Water withdrawn (gallons) <sup>1</sup>	Water sold (gallons) <sup>2</sup>	Water delivered (sold) to other systems (gallons) <sup>3</sup>	Water received (purchased) from other systems (gallons) <sup>4</sup>	Estimated authorized use (gallons) <sup>5</sup>	Purchased Power Expense <sup>6</sup>	Purchased Power (kWh) <sup>7</sup>
January	1,300,000	1,269,635	0	0		\$1,165	10,866
February	1,194,000	991,543	0	0		1,139	10,393
March	1,957,000	1,729,029	0	0		1,125	10,688
April	2,209,000	2,462,963	0	0		1,196	12,250
May	2,907,000	2,199,363	0	0		1,375	15,049
June	3,445,000	3,339,576	0	0		1,499	16,554
July	3,656,000	3,521,025	0	0		1,849	21,028
August	3,000,000	3,233,908	0	0		2,049	23,203
September	2,811,000	2,854,308	0	0		1,882	20,920
October	2,200,000	2,194,909	0	0		1,824	20,904
November	1,437,000	1,263,103	0	0		1,402	14,684
December	1,290,500	1,013,191	0	0		1,127	11,802
<b>Totals</b>	<b>27,406,500.00</b>	<b>26,072,553.00</b>	<b>0.00</b>	<b>0.00</b>	<b>0.00</b>	<b>\$17,632</b>	<b>188,341</b>

pumped is estimated, new start

**If applicable, in the space below please provide a description for all un-metered water use along with amounts:**

<sup>1</sup> Water withdrawn - Total gallons of water withdrawn from pumped sources.  
<sup>2</sup> Water sold - Total gallons from customer meters, and other sales such as construction water.  
<sup>3</sup> Water delivered (sold) to other systems - Total gallons of water delivered to other systems.  
<sup>4</sup> Water received (purchased) from other systems - Total gallons of water purchased/received from other systems.  
<sup>5</sup> Estimated authorized use - Total estimated gallons from authorized metered or unmetered use. Authorized uses such as flushing (mains, services and hydrants) draining/cleaning tanks, process, construction, fire fighting, etc. Non-authorized use (real losses) are service line breaks and leaks, water main breaks, meter inaccuracies and theft.  
<sup>6</sup> Enter the total purchased power costs for the power meters associated with this system.  
<sup>7</sup> Enter the total purchased kWh used by the power meters associated with this system.

Water Utility Plant Description	
Name of the System:	GREENEHAVEN WATER CO
ADEQ Public Water System Number:	AZ0403037
ADWR PCC Number:	91-000099.0000

MAINS		
Sizes (inches)	Material	Length (feet)
4.00	PVC	450
6.00	AC/PVC	7,200
8.00	PVC	28,100
10.00	PVC	2,200
10.00	AC/PVC	2,040

CUSTOMER METERS			
Size (inches)	Quantity	Percent over 1,000,000 gallons	Percent over 10 years old
5/8 X 3/4	284	30%	19%
1	1	0%	0%
1.5	1	0%	0%
2	5	0%	0%

SERVICE LINES		
Material	Percent of system	Year installed
Other	30%	1975
Galvanized steel	30%	1975
PVC	20%	1983
Black poly	20%	1983

BOOSTER PUMPS		
Horsepower	GPM	Quantity
7.5	140	1

FIRE HYDRANTS	
Type	Quantity
Standard *	99
Other	0

STORAGE TANKS			
Capacity (gallons)	Material	Quantity	Year installed
500,000	Metal	1	1972

PRESSURE/BLADDER TANKS			
Capacity (gallons)	Material	Quantity	Year installed
N/A			

\* A standard fire hydrant has two 2.5 inch hose connection nozzles with 7.5 threads per inch, and one 4.5 inch pumper connection nozzle with 4 threads per inch.

<b>Water Utility Plant Description (Continued)</b>
--

For the following three items, list the utility owned assets in each category for each system.

<b>TREATMENT EQUIPMENT:</b>	N/A
<b>STRUCTURES:</b>	Pump house, security fencing around wells and tanks
<b>OTHER:</b>	Four pressure reducing stations, propane powered backup generator

**Provide a calculation used to determine the value of one water equivalent residential connection (ERC).**

Use one of the following methods:

- (a) If actual flow data are available from the preceding 12 months, divide the total annual single family residence (SFR) gallons sold by the average number of single family residence customers for the same period and divide the result by 365
- (b) If no historical flow data are available, use:  
 $ERC = ( \text{Total SFR gallons sold (Omit 000)} / 365 \text{ days} / 350 \text{ gallons per day} )$

ERC	164
Method used:	(a)

Customer and Other Information	
Name of the System:	GREENEHAVEN WATER CO
ADEQ Public Water System Number:	AZ0403037
ADWR PCC Number:	91-000099.0000

Month	Number of Customers				
	Single-Family	Multi-Family	Commercial	Turf/Irrigation	Other Non-Residential
January	232	2	1	56	1
February	233	2	1	56	2
March	237	2	1	56	2
April	233	2	1	56	1
May	233	2	1	56	1
June	233	2	0	56	2
July	235	2	2	57	2
August	235	2	2	56	1
September	239	2	2	55	1
October	233	2	2	55	1
November	237	2	2	55	1
December	235	2	2	55	1

If the system has fire hydrants, what is the fire flow requirements?  GPM for  hrs.

Does the system have chlorination treatment?

Does the Company have an ADWR Gallons Per Capita Per Day (GCPCPD) requirement?   
 If yes, provide the GPCPD amount:

Is the Water Utility located in an ADWR Active Management Area (AMA)?   
 If yes, which AMA?

What is the present system connection capacity (in ERCs \*) using existing lines?

What is the future system connection capacity (in ERCs \*) upon service area buildout?

Describe any plans and estimated completion dates for any enlargements or improvements of this system.

\* an ERC is based on the calculation on the bottom of AR9 page 12.

Greenehaven Water Company, Inc.  
 Annual Report  
 Utility Shutoffs / Disconnects  
 12/31/20

Utility Shutoffs / Disconnects	
Name of the System:	GREENEHAVEN WATER CO
ADEQ Public Water System Number:	AZ0403037
ADWR PCC Number:	91-000099.0000

Month	Termination without Notice R14-2-410.B	Termination with Notice R14-2-410.C	Other
January	0	0	0
February	0	0	0
March	0	0	0
April	0	0	0
May	0	0	0
June	0	0	0
July	0	0	0
August	0	0	0
September	0	0	0
October	0	0	0
November	0	0	0
December	0	0	0
<b>Total</b>	<b>0</b>	<b>0</b>	<b>0</b>

**Other (description):**

N/A
-----

**Instructions:** Fill out the Grey Cells with the relevent information. Input 0 or none if there is nothing recorded in that account or there is no applicable information to report.

Greenehaven Water Company, Inc.  
Annual Report  
Property Taxes  
12/31/20

Property Taxes	
----------------	--

Amount of actual property taxes paid during Calendar Year 2020 was	
--	--

	\$3,676
--	---------

If no property taxes paid, explain why.
---

N/A
-----

<b>Instructions:</b> Fill out the Grey Cells with the relevant information. Input 0 or none if there is nothing recorded in that account or there is no applicable information to report.
---



Verification and Sworn Statement (Taxes)

Verification: State of Utah I, the undersigned of the  
(state name)

County of (county name): Other  
Name (owner or official) title: Kyle Hafen, President  
Company name: Greenehaven Water Company, Inc.

DO SAY THAT THIS ANNUAL UTILITY PROPERTY TAX AND SALES TAX REPORT TO THE ARIZONA CORPORATION COMMISSION.

FOR THE YEAR ENDING: 12/31/20

HAS BEEN PREPARED UNDER MY DIRECTION, FROM THE ORIGINAL BOOKS, PAPERS AND RECORDS OF SAID UTILITY; THAT I HAVE CAREFULLY EXAMINED THE SAME, AND DECLARE THE SAME TO BE A COMPLETE AND CORRECT STATEMENT OF BUSINESS AND AFFAIRS OF SAID UTILITY FOR THE PERIOD COVERED BY THIS REPORT IN RESPECT TO EACH AND EVERY MATTER AND THING SET FORTH, TO THE BEST OF MY KNOWLEDGE, INFORMATION AND BELIEF.

Sworn Statement: I HEREBY ATTEST THAT ALL PROPERTY TAXES FOR SAID COMPANY ARE CURRENT AND PAID IN FULL.

I HEREBY ATTEST THAT ALL SALES TAXES FOR SAID COMPANY ARE CURRENT AND PAID IN FULL.


[Signature]  
signature of owner/official

(435) 236-4149  
telephone no.

SUBSCRIBED AND SWORN TO BEFORE ME A NOTARY PUBLIC  
IN AND FOR THE COUNTY

THIS 20<sup>th</sup> DAY OF Washington  
April 2021  
(month) and (year)

MY COMMISSION EXPIRES 1/9/23  
(date)



[Signature]  
(signature of notary public)

Verification and Sworn Statement

Verification:

State of Utah I, the undersigned of the  
(state name)  
County of (county name): Other  
Name (owner or official) title: Kyle Hafen, President  
Company name: Greenehaven Water Company, Inc.

DO SAY THAT THIS ANNUAL UTILITY PROPERTY TAX AND SALES TAX REPORT TO THE ARIZONA CORPORATION COMMISSION.

FOR THE YEAR ENDING: 12/31/20

HAS BEEN PREPARED UNDER MY DIRECTION, FROM THE ORIGINAL BOOKS, PAPERS AND RECORDS OF SAID UTILITY; THAT I HAVE CAREFULLY EXAMINED THE SAME, AND DECLARE THE SAME TO BE A COMPLETE AND CORRECT STATEMENT OF BUSINESS AND AFFAIRS OF SAID UTILITY FOR THE PERIOD COVERED BY THIS REPORT IN RESPECT TO EACH AND EVERY MATTER AND THING SET FORTH, TO THE BEST OF MY KNOWLEDGE, INFORMATION AND BELIEF.

Sworn Statement:

IN ACCORDANCE WITH THE REQUIREMENTS OF TITLE 40, ARTICLE 8, SECTION 40-401, ARIZONA REVISED STATUTES, IT IS HEREIN REPORTED THAT THE GROSS OPERATING REVENUE OF SAID UTILITY DERIVED FROM ARIZONA INTRASTATE UTILITY OPERATIONS DURING THE CALENDAR YEAR WAS:

Arizona Intrastate Gross Operating Revenues Only (\$)

\$105,229

(The amount in the box above includes

\$6,044 in sales taxes

billed or collected)

[Signature]  
signature of owner/official

(435) 236-4149

telephone no.

SUBSCRIBED AND SWORN TO BEFORE ME A NOTARY PUBLIC  
IN AND FOR THE COUNTY Washington


THIS 20<sup>th</sup>

DAY OF

April 2021  
(month) and (year)

MY COMMISSION EXPIRES

1/9/23  
(date)



[Signature]  
(signature of notary public)

**Verification and Sworn Statement (Residential Revenue)**

**Verification:**

State of Utah I, the undersigned of the  
(state name)

County of (county name): Other  
Name (owner or official) title: Kyle Hafen, President  
Company name: Greenehaven Water Company, Inc.

**DO SAY THAT THIS ANNUAL UTILITY PROPERTY TAX AND SALES TAX REPORT TO THE ARIZONA CORPORATION COMMISSION.**

FOR THE YEAR ENDING: 12/31/20

**HAS BEEN PREPARED UNDER MY DIRECTION, FROM THE ORIGINAL BOOKS, PAPERS AND RECORDS OF SAID UTILITY; THAT I HAVE CAREFULLY EXAMINED THE SAME, AND DECLARE THE SAME TO BE A COMPLETE AND CORRECT STATEMENT OF BUSINESS AND AFFAIRS OF SAID UTILITY FOR THE PERIOD COVERED BY THIS REPORT IN RESPECT TO EACH AND EVERY MATTER AND THING SET FORTH, TO THE BEST OF MY KNOWLEDGE, INFORMATION AND BELIEF.**

**Sworn Statement:** **IN ACCORDANCE WITH THE REQUIREMENTS OF TITLE 40, ARTICLE 8, SECTION 40-401, ARIZONA REVISED STATUTES, IT IS HEREIN REPORTED THAT THE GROSS OPERATING REVENUE OF SAID UTILITY DERIVED FROM ARIZONA INTRASTATE UTILITY OPERATIONS RECEIVED FROM RESIDENTIAL CUSTOMERS DURING THE CALENDAR YEAR WAS:**


Arizona Intrastate Gross Operating Revenues Only (\$)  
\$76,673  
(The amount in the box above includes  
\$4,404 in sales taxes  
billed or collected)

[Signature]  
signature of owner/official  
(435) 236-4149  
telephone no.

SUBSCRIBED AND SWORN TO BEFORE ME A NOTARY PUBLIC  
IN AND FOR THE COUNTY Washington  
(county name)

THIS 20<sup>th</sup> DAY OF April 2021  
(month) and (year)

MY COMMISSION EXPIRES 1/9/23  
(date)



[Signature]  
(signature of notary public)