

**ANNUAL REPORT**

Of

Company Name: Groom Creek Water Users Association  
PO Box 3897

Mailing Address:      Prescott              AZ  
   86302

Docket No.:              W-01865A  
For the Year Ended: 12/31/22

**WATER UTILITY**

To

Arizona Corporation Commission

**Due on April 15th**

Email: Util-Compliance@azcc.gov, mail or deliver the completed Annual Report to:

Arizona Corporation Commission  
Compliance Section - Utilities Division  
1200 West Washington Street  
Phoenix, Arizona 85007

Application Type: Original Filing  
Application Date: 1/24/2023

RECEIVED  
UTILITIES DIVISION  
2023 FEB 23 P 1:36  
ARIZONA CORPORATION  
COMMISSION

ARIZONA CORPORATION COMMISSION  
WATER UTILITY ANNUAL REPORT  
Groom Creek Water Users Association  
A Class ☒ Utility

For the Calendar Year Ended: 12/31/22

Primary Address: P.O. Box 3897  
City: Prescott State: Arizona Zip Code: 86302

Telephone Number: 928-7174495

Date of Original Organization of Utility: 1978

Person to whom correspondence should be addressed concerning this report:

Name: KAL Miller  
Telephone No.: 602-725-3001  
Address: 118 W. Northview Av.  
City: Phoenix State: Arizona Zip Code: 85021  
Email: KALBar1963@gmail.com

Name: Karin Anderson  
Telephone No.: 928-717-4495  
Address: P.O. Box 3897  
City: Prescott State: Arizona Zip Code: 86302  
Email: GCWUA@AOL.com

Name:  
Telephone No.:  
Address:  
City: State: Zip Code:  
Email:

Name:  
Telephone No.:  
Address:  
City: State: Zip Code:  
Email:

Name:  
Telephone No.:  
Address:  
City: State: Zip Code:  
Email:

Ownership:

Counties Served:

ARIZONA CORPORATION COMMISSION  
WATER UTILITY ANNUAL REPORT  
Groom Creek Water Users Association

Important changes during the year
-----------------------------------

<i>NO</i>	For those companies not subject to the affiliated interest rules, has there been a change in ownership or direct control during the year?
	If yes, please provide specific details in the box below.

	Has the company been notified by any other regulatory authorities during the year, that they are out of compliance?	<i>NO</i>
	If yes, please provide specific details in the box below.	

Utility Plant in Service (Water)							
Account No.	Description	Beginning Year Original Cost	Current Year Additions	Current Year Retirements	Adjusted Original Cost	Accumulated Depreciation	OCLD (OC less AD)
301	Organization	0	0	0	\$0	0	\$0
302	Franchises	0	0	0	0	0	0
303	Land and Land Rights	0	0	0	0	0	0
304	Structures and Improvements	341381	0	0	0	124609	0
305	Collecting & Improving Reservoirs	0	0	0	0	0	0
306	Lake, River, Canal Intakes	0	0	0	0	0	0
307	Wells and Springs	0	0	0	0	0	0
308	Infiltration Galleries	0	0	0	0	0	0
309	Supply Mains	0	0	0	0	0	0
310	Power Generation Equipment	25500	0	0	0	8934	0
311	Pumping Equipment	157210	0	0	0	54474	0
320	Water Treatment Equipment	1080	0	0	0	373	0
320.1	Water Treatment Plants	0	0	0	0	0	0
320.2	Solution Chemical Feeders	0	0	0	0	0	0
320.3	Point-of-Use Treatment Devices	0	0	0	0	0	0
330	Distribution Reservoirs and Standpipes	0	0	0	0	0	0
330.1	Storage Tanks	141875	0	0	0	49139	0
330.2	Pressure Tanks	77324	0	0	0	12657	0
331	Transmission and Distribution Mains	714846	0	0	0	249182	0
333	Services	335259	0	0	0	115402	0
334	Meters and Meter Installations	92891	0	0	0	32015	0
335	Hydrants	44290	0	0	0	14890	0
336	Backflow Prevention Devices	23150	0	0	0	8190	0
339	Other Plant and Misc. Equipment	31700	0	0	0	11167	0
340	Office Furniture and Equipment	5142	0	0	0	1734	0
340.1	Computer & Software	5000	0	0	0	1712	0
341	Transportation Equipment	0	0	0	0	0	0
342	Stores Equipment	0	0	0	0	0	0
343	Tools, Shop and Garage Equipment	0	0	0	0	0	0
344	Laboratory Equipment	0	0	0	0	0	0
345	Power Operated Equipment	135419	0	0	0	46611	0
346	Communication Equipment	0	0	0	0	0	0
347	Miscellaneous Equipment	35249	0	0	0	11912	0
348	Other Tangible Plant	2046	0	0	0	1235	0
	<b>Totals</b>	<b>2159362</b>	<b>0</b>	<b>0</b>	<b>0</b>	<b>744532</b>	<b>0</b>



Groom Creek Water Users Association  
Annual Report  
Depreciation Expense for the Current Year (Water)  
12/31/22

Depreciation Expense for the Current Year (Water)									
Account No.	Description	Beginning Year Original Cost	Current Year Additions	Current Year Retirements	Adjusted Original Cost	Fully Depreciated/Non-depreciable Plant	Depreciable Plant	Depreciation Percentages	Depreciation Expense
301	Organization	\$0	\$0	\$0	\$0	0	\$0	0	\$0
302	Franchises	0	0	0	0	0	0	0	0
303	Land and Land Rights	0	0	0	0	0	0	0	0
304	Structures and Improvements	0	0	0	0	0	0	16.0	0
305	Collecting & Improving Reservoirs	0	0	0	0	0	0	0	0
306	Lake, River, Canal Intakes	0	0	0	0	0	0	0	0
307	Wells and Springs	0	0	0	0	0	0	0	0
308	Infiltration Galleries	0	0	0	0	0	0	0	0
309	Supply Mains	0	0	0	0	0	0	0	0
310	Power Generation Equipment	0	0	0	0	0	0	1.2	0
311	Pumping Equipment	0	0	0	0	0	0	4.5	0
320	Water Treatment Equipment	0	0	0	0	0	0	0.05	0
320.1	Water Treatment Plants	0	0	0	0	0	0	0	0
320.2	Solution Chemical Feeders	0	0	0	0	0	0	0	0
320.3	Point-of-Use Treatment Devices	0	0	0	0	0	0	0	0
330	Distribution Reservoirs and Standpipes	0	0	0	0	0	0	0	0
330.1	Storage Tanks	0	0	0	0	0	0	6.6	0
330.2	Pressure Tanks	0	0	0	0	0	0	1.9	0
331	Transmission and Distribution Mains	0	0	0	0	0	0	33.1	0
333	Services	0	0	0	0	0	0	15.5	0
334	Meters and Meter Installations	0	0	0	0	0	0	4.3	0
335	Hydrants	0	0	0	0	0	0	2.0	0
336	Backflow Prevention Devices	0	0	0	0	0	0	1.1	0
339	Other Plant and Misc. Equipment	0	0	0	0	0	0	1.5	0
340	Office Furniture and Equipment	0	0	0	0	0	0	0.13	0
340.1	Computer & Software	0	0	0	0	0	0	0.23	0
341	Transportation Equipment	0	0	0	0	0	0	0	0
342	Stores Equipment	0	0	0	0	0	0	0	0
343	Tools, Shop and Garage Equipment	0	0	0	0	0	0	0	0
344	Laboratory Equipment	0	0	0	0	0	0	0	0
345	Power Operated Equipment	0	0	0	0	0	0	5.8	0
346	Communication Equipment	0	0	0	0	0	0	0	0
347	Miscellaneous Equipment	0	0	0	0	0	0	1.6	0
348	Other Tangible Plant	0	0	0	0	0	0	1.9	0
	<b>Subtotal</b>	\$0	\$0	\$0	\$0	\$0	\$0	100.00	\$0

Contribution(s) in Aid of Construction (Gross)  
Less: Non Amortizable Contribution(s)  
Fully Amortized Contribution(s)  
Amortizable Contribution(s)  
Times: Proposed Amortization Rate  
Amortization of CIAC

800,000  
\$0

Less: Amortization of CIAC

DEPRECIATION EXPENSE

Groom Creek Water Users Association  
Annual Report  
Balance Sheet Assets  
12/31/22

Balance Sheet Assets				
	Assets		Balance at Beginning of Year (2022)	Balance at End of Year (2022)
Account No.	<b>Current and Accrued Assets</b>			
131	Cash		225547	266570
134	Working Funds		0	0
135	Temporary Cash Investments		0	0
141	Customer Accounts Receivable		17907	19577
146	Notes Receivable from Associated Companies		0	0
151	Plant Material and Supplies		0	0
162	Prepayments		2567	3089
174	Miscellaneous Current and Accrued Assets		65474	66507
	<b>Total Current and Accrued Assets</b>		\$0	\$0
Account No.	<b>Fixed Assets</b>			
101	Utility Plant in Service*		0 \$0	0 \$0
103	Property Held for Future Use		0	0
105	Construction Work in Progress		0	0
108	Accumulated Depreciation (enter as negative)*			-744,532 0
121	Non-Utility Property		0	0
122	Accumulated Depreciation - Non Utility		0	0
	<b>Total Fixed Assets</b>		\$0	\$0
	<b>Total Assets</b>		\$0	\$0

\*Note these items feed automatically from AR3 UPIS Page 4

Groom Creek Water Users Association  
Annual Report  
Balance Sheet Liabilities and Owners Equity

Balance Sheet Liabilities and Owners Equity				
	Liabilities		Balance at Beginning of Year (2022)	Balance at End of Year (2022)
Account No.	Current Liabilities			
231	Accounts Payable		0	0
232	Notes Payable (Current Portion)		43195	43195
234	Notes Payable to Associated Companies		0	0
235	Customer Deposits		8600	9400
236	Accrued Taxes		1758	0
237	Accrued Interest		0	0
242	Miscellaneous Current and Accrued Liabilities		68000	66481
	<b>Total Current Liabilities</b>		\$0	\$0
	Long Term Debt			
224	Long Term Debt (Notes and Bonds)		335,613	292,417
	Deferred Credits			
251	Unamortized Premium on Debt		0	0
252	Advances in Aid of Construction		0	0
255	Accumulated Deferred Investment Tax Credits		0	0
271	Contributions in Aid of Construction		0	0
272	Less: Amortization of Contributions		0	0
281	Accumulated Deferred Income Tax		0	0
	<b>Total Deferred Credits</b>		\$0	\$0
	<b>Total Liabilities</b>		\$0	\$0
	Capital Accounts			
201	Common Stock Issued		815,628	815,628
211	Other Paid-In Capital		0	0
215	Retained Earnings		538196	567302
218	Proprietary Capital (Sole Props and Partnerships)		0	0
	<b>Total Capital</b>		\$0	\$0
	<b>Total Liabilities and Capital</b>		\$0	\$0

Note: Total liabilities and Capital must match total assets for the beginning and end of the year!



Groom Creek Water Users Association  
Annual Report  
Water Comparative Income Statement  
12/31/22

Water Comparative Income Statement			
Account No.	Calendar Year	Current Year 01/01/2022 - 12/31/2022	Last Year 01/01/2021 - 12/31/2021
	<b>Operating Revenue</b>		
461	Metered Water Revenue	200237	202676
460	Unmetered Water Revenue	0	0
462	Fire Protection Revenue	0	0
469	Guaranteed Revenues (Surcharges)	0	0
471	Miscellaneous Service Revenues	0	0
474	Other Water Revenue	1435	1110
	<b>Total Revenues</b>	\$0	\$0
	<b>Operating Expenses</b>		
601	Salaries and Wages	34200	33900
604	Employee Pensions and Benefits	0	0
610	Purchased Water	0	0
615	Purchased Power	4083	4126
618	Chemicals	0	0
620	Materials and Supplies	2481	5328
620.1	Repairs and Maintenance	1880	15330
620.2	Office Supplies and Expense	7818	6356
630	Contractual Services	0	203
631	Contractual Services - Engineering	0	0
632	Contractual Services - Accounting	10128	9484
633	Contractual Services - Legal	0	293
634	Contractual Services - Management Fees	0	0
635	Contractual Services - Water Testing	6993	4302
636	Contractual Services - Other	0	0
640	Rents	3346	3391
641	Rental of Building/Real Property	0	0
642	Rental of Equipment	0	0
650	Transportation Expenses	0	638
657	Insurance - General Liability	4695	5187
657.1	Insurance - Health and Life	1337	1993
665	Regulatory Commission Expense - Rate	0	10
670	Bad Debt Expense	0	0
675	Miscellaneous Expense	8151	8073
403	Depreciation Expense (From Schedule AR4)	59013	
408	Taxes Other Than Income	0	0
408.11	Property Taxes	8271	7103
409	Income Taxes	0	0
427.1	Customer Security Deposit Interest	0	0
	<b>Total Operating Expenses</b>	\$0	\$0
	<b>Operating Income / (Loss)</b>	\$0	\$0
	<b>Other Income / (Expense)</b>		
419	Interest and Dividend Income	2858	2851
421	Non-Utility Income	133	136
426	Miscellaneous Non-Utility (Expense)	0	0
427	Interest (Expense)	-14142	-15807
	<b>Total Other Income / (Expense)</b>	\$0	\$0
	<b>Net Income / (Loss)</b>	\$0	\$0



Groom Creek Water Users Association  
Annual Report  
Full time equivalent employees  
12/31/22

**Full time equivalent employees**

	Direct Company	Allocated	Outside service	Total
President	0	0	0	0.0
Vice-president	0	0	0	0.0
Manager	0	0	0	0.0
Engineering Staff	0	0	0	0.0
System Operator(s)	0	0	0	0.0
Meter reader	0	0	0	0.0
Customer Service	0	0	0	0.0
Accounting	0	0	0	0.0
Business Office	0	0	0	0.0
Rates Department	0	0	0	0.0
Administrative Staff	0	0	0	0.0
Other	0	0	0	0.0
<b>Total</b>	0.0	0.0	0.0	0.0

Groom Creek Water Users Association  
Annual Report  
Supplemental Financial Data (Long-Term Debt)  
12/31/22

Supplemental Financial Data (Long-Term Debt)				
	Loan #1	Loan #2	Loan #3	Loan #4
Date Issued	March 2010			
Source of Loan	WIFI			
ACC Decision No.	70627			
Reason for Loan	UPGRADE			
Dollar Amt. Issued	800,000			
Amount Outstanding	292,418			
Date of Maturity	August 2029			
Interest Rate	3.93			
Current Year Interest	14,142			
Current Year Principal	43,195			

Meter Deposit Balance at Test Year End:	9400
---	------

Meter Deposits Refunded During the Test Year:	1200
---	------

List all bonds, notes, loans, and other types of indebtedness in which the proceeds were used in the provision of public utility service. Indebtedness incurred for personal uses by the owner of the utility should not be listed. Input 0 or none if there is nothing to report for that cell.

### Well and Water Usage

[illegible]

Name of system water delivered to:	NA	
ADWR PCC Number:	NA	
Source of water delivered to another system	NA	
Name of system water received from:	NA	
ADWR PCC Number:	NA	
Source of water received	NA	
Well registry 55# (55-XXXXXX):	NA	

Month	Water withdrawn (gallons)1	Water sold (gallons)2	Water delivered (sold) to other systems (gallons)3	Water received (purchased) from other systems (gallons)4	Estimated authorized use (gallons)5	Purchased Power Expense6	Purchased Power (kWh)7
January	373,400	356,870	0	0		299	14,74
February	308,100	307,460	0	0	2350	288	1366
March	348,200	326,850	0	0		313	1507
April	393,700	394,900	0	0		285	1250
May	513,400	489,120	0	0	9400	314	1371
June	617,500	663,630	0	0		377	1746
July	510,700	547,750	0	0	#	327	1446
August	436,900	437,150	0	0		276	1056
September	456,000	433,450	0	0	13,317	315	1264
October	401,700	403,450	0	0		289	1195
November	388,600	369,760	0	0	10,967	351	1645
December	395,800	393,770	0	0		342	1683
Totals	0.00	0.00	0.00	0.00	0.00	\$0	0

If applicable, in the space below please provide a description for all un-metered water use along with amounts:

\* STORAGE TANKS LEVEL VARIATION MONTH TO MONTH & UNACCOUNTED FOR.  
JULY 1425 STAGE COACH 12,740 gallons - lightning strike

- 1 Water withdrawn - Total gallons of water withdrawn from pumped sources.
- 2 Water sold - Total gallons from customer meters, and other sales such as construction water.
- 3 Water delivered (sold) to other systems - Total gallons of water delivered to other systems.
- 4 Water received (purchased) from other systems - Total gallons of water purchased/received from other systems.
- 5 Estimated authorized use - Total estimated gallons from authorized metered or unmetered use. Authorized uses such as flushing (mains, services and hydrants) draining/cleaning tanks, process, construction, fire fighting, etc. Non-authorized use (real losses) are service line breaks and leaks, water main breaks, meter inaccuracies and theft.
- 6 Enter the total purchased power costs for the power meters associated with this system.
- 7 Enter the total purchased kWh used by the power meters associated with this system.



### Water Utility Plant Description

Name of the System	0
ADEQ Public Water System Number:	AZ041 3040
ADWR PCC Number:	CWS 91-000129-0000

[illegible][illegible]

SERVICE LINES		
Material	Percent of system	Year installed
1" COPPER	100	2010

BOOSTER PUMPS		
Horsepower	GPM	Quantity
7.5	107	3
40	500	1

FIRE HYDRANTS	
Type	Quantity
Standard *	12
Other <i>POST</i>	2

STORAGE TANKS			
Capacity (gallons)	Material	Quantity	Year installed
65,000	CARBON STEEL	1	2011
44,000	STEEL	2	1980

PRESSURE/BLADDER TANKS			
Capacity (gallons)	Material	Quantity	Year installed
3000	STEEL	1	2011

\* A standard fire hydrant has two 2.5 inch hose connection nozzles with 7.5 threads per inch, and one 4.5 inch pumper connection nozzle with 4 threads per inch.

Water Utility Plant Description (Continued)

For the following three items, list the utility owned assets in each category for each system.

TREATMENT EQUIPMENT:	1 EA 60 GAL CHLORINATION TANK 1 EA 30 GAL CHLORINATION TANK 2 EA CHLORINE INJECTION PUMPS
STRUCTURES:	2 EA WELL HOUSES 2 EA STORAGE SHEDS 1 EA BOOSTER PUMP STATION
OTHER:	2 EA EMERGENCY GENERATORS

Provide a calculation used to determine the value of one water equivalent residential connection (ERC).

Use one of the following methods:

- (a) If actual flow data are available from the preceding 12 months, divide the total annual single family residence (SFR) gallons sold by the average number of single family residence customers for the same period and divide the result by 365
- (b) If no historical flow data are available, use:  

$$ERC = ( \text{Total SFR gallons sold (Omit 000)} / 365 \text{ days} / 350 \text{ gallons per day} )$$

ERC 61.31  
 Method used: A

Groom Creek Water Users Association  
Annual Report  
Customer and Other Information  
12/31/22

Customer and Other Information	
Name of the System:	0 <b>GCWUA</b>
ADEQ Public Water System Number:	<b>AZ 0413 040</b>
ADWR PCC Number:	<b>CW591-000629-0000</b>

Month	Number of Customers				
	Single-Family	Multi-Family	Commercial	Turf/Irrigation	Other Non-Residential
January	<b>228</b>	<b>0</b>	<b>1</b>	<b>0</b>	<b>0</b>
February	<b>228</b>	<b>0</b>	<b>1</b>	<b>0</b>	<b>0</b>
March	<b>228</b>	<b>0</b>	<b>1</b>	<b>0</b>	<b>0</b>
April	<b>228</b>	<b>0</b>	<b>1</b>	<b>0</b>	<b>0</b>
May	<b>228</b>	<b>0</b>	<b>1</b>	<b>0</b>	<b>0</b>
June	<b>228</b>	<b>0</b>	<b>1</b>	<b>0</b>	<b>0</b>
July	<b>228</b>	<b>0</b>	<b>1</b>	<b>0</b>	<b>0</b>
August	<b>228</b>	<b>0</b>	<b>1</b>	<b>0</b>	<b>0</b>
September	<b>228</b>	<b>0</b>	<b>1</b>	<b>0</b>	<b>0</b>
October	<b>228</b>	<b>0</b>	<b>1</b>	<b>0</b>	<b>0</b>
November	<b>229</b>	<b>0</b>	<b>1</b>	<b>0</b>	<b>0</b>
December	<b>229</b>	<b>0</b>	<b>1</b>	<b>0</b>	<b>0</b>

If the system has fire hydrants, what is the fire flow requirements? **500** GPM for **2** hrs.

Does the system have chlorination treatment? **YES**

Does the Company have an ADWR Gallons Per Capita Per Day (GPCPD) requirement? **No**

If yes, provide the GPCPD amount: **0**

Is the Water Utility located in an ADWR Active Management Area (AMA)? **No**

If yes, which AMA? **0**

What is the present system connection capacity (in ERCs \*) using existing lines? **250**

What is the future system connection capacity (in ERCs \*) upon service area buildout? **260**

Describe any plans and estimated completion dates for any enlargements or improvements of this system.

\* an ERC is based on the calculation on the bottom of AR9 page 12.



Groom Creek Water Users Association  
Annual Report  
Utility Shutoffs / Disconnects  
12/31/22

Utility Shutoffs / Disconnects	
Name of the System:	0 <b>GCWUA</b>
ADEQ Public Water System Number:	<b>AZ0413040</b>
ADWR PCC Number:	<b>CWS 91-000629-0000</b>

Month	Termination without Notice R14-2-410.B	Termination with Notice R14-2- 410.C	Other
January	0	1	0
February	0	1	0
March	0	1	0
April	0	1	0
May	0	1	0
June	0	1	0
July	0	0	0
August	0	0	0
September	0	0	0
October	0	0	0
November	0	0	0
December	0	0	0
<b>Total</b>	0	0	0

Other (description):

1/17/2022 - 2/21/2022 VACANT  
3/16/2022 - 6/8/2022 2ND HOME  
SEASONAL USE

**Instructions:** Fill out the Grey Cells with the relevant information. Input 0 or none if there is nothing recorded in that account or there is no applicable information to report.

Property Taxes	
Amount of actual property taxes paid during Calendar Year 2022 was	10029.12

If no property taxes paid, explain why.

\* ON 3/2/2022 \$3516.02 PAID (2ND HALF)  
\* ON 12/2/2022 \$6513.10 PAID (FULL YEAR)

**Instructions:** Fill out the Grey Cells with the relevant information. Input 0 or none if there is nothing recorded in that account or there is no applicable information to report.

Verification and Sworn Statement (Taxes)

Verification: State of ARIZONA I, the undersigned of the  
(state name)

County of (county name):

YAVAPAI

Name (owner or official) title:

KAL MILLER, PRESIDENT

Company name:

Groom Creek Water Users Association


DO SAY THAT THIS ANNUAL UTILITY PROPERTY TAX AND SALES TAX REPORT TO THE ARIZONA CORPORATION COMMISSION.

FOR THE YEAR ENDING:

12/31/22

HAS BEEN PREPARED UNDER MY DIRECTION, FROM THE ORIGINAL BOOKS, PAPERS AND RECORDS OF SAID UTILITY; THAT I HAVE CAREFULLY EXAMINED THE SAME, AND DECLARE THE SAME TO BE A COMPLETE AND CORRECT STATEMENT OF BUSINESS AND AFFAIRS OF SAID UTILITY FOR THE PERIOD COVERED BY THIS REPORT IN RESPECT TO EACH AND EVERY MATTER AND THING SET FORTH, TO THE BEST OF MY KNOWLEDGE, INFORMATION AND BELIEF.

Sworn Statement:



Kal Miller

signature of owner/official

telephone no.

SUBSCRIBED AND SWORN TO BEFORE ME A NOTARY PUBLIC  
IN AND FOR THE COUNTY

THIS

17<sup>th</sup>

DAY OF

Maricopa

(county name)

February 2023

(month) and (year)

MY COMMISSION EXPIRES

May 20<sup>th</sup>, 2025  
(date)

Dongwu Kim

(signature of notary public)



Verification and Sworn Statement

Verification:

State of 0 I, the undersigned of the  
(state name)

County of (county name):

0

Name (owner or official) title:

0

Company name:

Groom Creek Water Users Association

DO SAY THAT THIS ANNUAL UTILITY PROPERTY TAX AND SALES TAX REPORT TO THE ARIZONA CORPORATION COMMISSION.

FOR THE YEAR ENDING: 12/31/22

HAS BEEN PREPARED UNDER MY DIRECTION, FROM THE ORIGINAL BOOKS, PAPERS AND RECORDS OF SAID UTILITY; THAT I HAVE CAREFULLY EXAMINED THE SAME, AND DECLARE THE SAME TO BE A COMPLETE AND CORRECT STATEMENT OF BUSINESS AND AFFAIRS OF SAID UTILITY FOR THE PERIOD COVERED BY THIS REPORT IN RESPECT TO EACH AND EVERY MATTER AND THING SET FORTH, TO THE BEST OF MY KNOWLEDGE, INFORMATION AND BELIEF.

Sworn Statement: IN ACCORDANCE WITH THE REQUIREMENTS OF TITLE 40, ARTICLE 8, SECTION 40-401, ARIZONA REVISED STATUTES, IT IS HEREIN REPORTED THAT THE GROSS OPERATING REVENUE OF SAID UTILITY DERIVED FROM ARIZONA INTRASTATE UTILITY OPERATIONS DURING THE CALENDAR YEAR WAS:

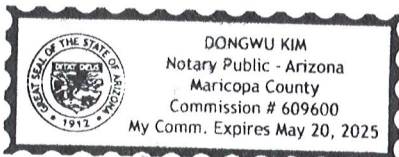
Arizona Intrastate Gross Operating Revenues Only (\$)

214285

(The amount in the box above includes

12756

in sales taxes  
billed or collected)



Kal Miller

signature of owner/official

0

telephone no.

SUBSCRIBED AND SWORN TO BEFORE ME A NOTARY PUBLIC  
IN AND FOR THE COUNTY

Maricopa

(county name)

THIS

17<sup>th</sup>

DAY OF

February 2023  
(month) and (year)

MY COMMISSION EXPIRES

May 20<sup>th</sup>, 2025  
(date)

Raymond Kim

(signature of notary public)

RECEIVED  
UTILITIES DIVISION  
2023 FEB 23 P 1:36  
ARIZONA CORPORATION  
COMMISSION

Verification and Sworn Statement (Residential Revenue)

Verification:

State of 0 I, the undersigned of the  
(state name)

County of (county name):

0

Name (owner or official) title:

0

Company name:

Groom Creek Water Users Association

DO SAY THAT THIS ANNUAL UTILITY PROPERTY TAX AND SALES TAX REPORT TO THE ARIZONA CORPORATION COMMISSION.

FOR THE YEAR ENDING: 12/31/22

HAS BEEN PREPARED UNDER MY DIRECTION, FROM THE ORIGINAL BOOKS, PAPERS AND RECORDS OF SAID UTILITY; THAT I HAVE CAREFULLY EXAMINED THE SAME, AND DECLARE THE SAME TO BE A COMPLETE AND CORRECT STATEMENT OF BUSINESS AND AFFAIRS OF SAID UTILITY FOR THE PERIOD COVERED BY THIS REPORT IN RESPECT TO EACH AND EVERY MATTER AND THING SET FORTH, TO THE BEST OF MY KNOWLEDGE, INFORMATION AND BELIEF.

Sworn Statement: IN ACCORDANCE WITH THE REQUIREMENTS OF TITLE 40, ARTICLE 8, SECTION 40-401, ARIZONA REVISED STATUTES, IT IS HEREIN REPORTED THAT THE GROSS OPERATING REVENUE OF SAID UTILITY DERIVED FROM ARIZONA INTRASTATE UTILITY OPERATIONS RECEIVED FROM RESIDENTIAL CUSTOMERS DURING THE CALENDAR YEAR WAS:

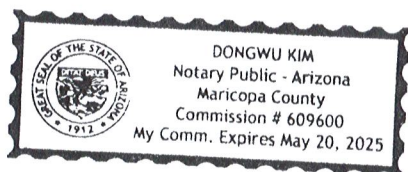
Arizona Intrastate Gross Operating Revenues Only (\$)

214,285

(The amount in the box above includes

12,756

in sales taxes  
billed or collected)



Kel Miller

signature of owner/official

0

telephone no.

SUBSCRIBED AND SWORN TO BEFORE ME A NOTARY PUBLIC  
IN AND FOR THE COUNTY

Maricopa

(county name)

THIS

17<sup>th</sup>

DAY OF

February 2023  
(month) and (year)

MY COMMISSION EXPIRES

May 30<sup>th</sup> 2025  
(date)

Rogers

(signature of notary public)

RECEIVED  
UTILITIES DIVISION  
2023 FEB 23 P 1:36  
ARIZONA CORPORATION  
COMMISSION

Groom Creek Water Users Association  
Annual Report  
for Income Tax Statement of Certification  
12/31/22

for Income Tax Statement of Certification

Verification:

State of 0 I, the undersigned of the  
(state name)

County of (county name):

0

Name (owner or official) title:

0


Company name:

Groom Creek Water Users Association

FOR THE YEAR ENDING: 12/31/22

Sworn Statement:

IN ACCORDANCE WITH THE REQUIREMENTS OF DECISION NO. 77084, BECAUSE THE UTILITY REQUIRES THE GROSS UP OF ADVANCES AND CONTRIBUTIONS, I HEREBY STATE THAT THE UTILITY A NET INCREASE IN CURRENT INCOME TAX EXPENSE OR A DECREASE IN DEFERRED TAX ASSET FOR A CARRY FORWARD ACCORDING TO GAAP IN AN AMOUNT EQUAL TO OR GREATER THAN THE AMOUNT OF THE REQUIRED GROSS UP PAID BY DEVELOPERS IN THE PERIOD COVERED BY THIS ANNUAL REPORT.



Kel Miller

signature of owner/official

0

telephone no.

SUBSCRIBED AND SWORN TO BEFORE ME A NOTARY PUBLIC  
IN AND FOR THE COUNTY

Maricopa

(county name)

THIS

17<sup>th</sup>

DAY OF

February 2023

(month) and (year)

MY COMMISSION EXPIRES

May 10<sup>th</sup> 2025  
(date)

[Signature]

(signature of notary public)

RECEIVED  
UTILITIES DIVISION  
2023 FEB 23 P 1:36  
ARIZONA CORPORATION  
COMMISSION