

RECEIVED  
UTILITIES DIVISION  
2022 FEB 25 A 9:50

**ANNUAL REPORT**

ARIZONA CORPORATION  
COMMISSION

Of

Company Name: **Groom Creek Water Users Association**  
PO Box 3897

Mailing Address: Prescott AZ  
86302

Docket No.: W-01865A  
For the Year Ended: 12/31/21

**WATER UTILITY**

To

Arizona Corporation Commission

**Due on April 15th**

Email: Util-Compliance@azcc.gov, mail or deliver the completed Annual Report to:  
Arizona Corporation Commission  
Compliance Section - Utilities Division  
1200 West Washington Street  
Phoenix, Arizona 85007

Application Type: Original Filing  
Application Date: 1/25/2022

ARIZONA CORPORATION COMMISSION  
WATER UTILITY ANNUAL REPORT  
Groom Creek Water Users Association  
A Class  Utility

For the Calendar Year Ended: 12/31/21

Primary Address: P.O. Box 3897  
City: PRESCOTT State: ARIZONA Zip Code: 86302

Telephone Number: 928 717-4495

Date of Original Organization of Utility: 1978

Person to whom correspondence should be addressed concerning this report:

Name: KAL MILLER  
Telephone No. : 602 725-3001  
Address: 118 W. NORTHVIEW AVE.  
City: PHOENIX State: ARIZONA Zip Code: 85021  
Email: KALBAR1963 @ GMAIL. COM

Name: KARIN ANDERSON  
Telephone No. : 928 717-4495  
Address: P.O. Box 3897  
City: PRESCOTT State: ARIZONA Zip Code: 86302  
Email: GCWUA @ AOL. COM.

Name: \_\_\_\_\_  
Telephone No. : \_\_\_\_\_  
Address: \_\_\_\_\_  
City: \_\_\_\_\_ State: \_\_\_\_\_ Zip Code: \_\_\_\_\_  
Email: \_\_\_\_\_

Name: \_\_\_\_\_  
Telephone No. : \_\_\_\_\_  
Address: \_\_\_\_\_  
City: \_\_\_\_\_ State: \_\_\_\_\_ Zip Code: \_\_\_\_\_  
Email: \_\_\_\_\_

Name: \_\_\_\_\_  
Telephone No. : \_\_\_\_\_  
Address: \_\_\_\_\_  
City: \_\_\_\_\_ State: \_\_\_\_\_ Zip Code: \_\_\_\_\_  
Email: \_\_\_\_\_

Ownership: \_\_\_\_\_

Counties Served: \_\_\_\_\_

ARIZONA CORPORATION COMMISSION  
WATER UTILITY ANNUAL REPORT  
Groom Creek Water Users Association

**Important changes during the year**

	For those companies not subject to the affiliated interest rules, has there been a change in ownership or direct control during the year? <b>No</b>
	If yes, please provide specific details in the box below.
<div style="background-color: #cccccc; height: 60px;"></div>	

	Has the company been notified by any other regulatory authorities during the year, that they are out of compliance? <b>No</b>
	If yes, please provide specific details in the box below.
<div style="background-color: #cccccc; height: 60px;"></div>	

Groom Creek Water Users Association  
 Annual Report  
 Utility Plant in Service (Water)  
 12/31/21

Utility Plant in Service (Water)							
Account No.	Description	Beginning Year Original Cost	Current Year Additions	Current Year Retirements	Adjusted Original Cost	Accumulated Depreciation	OCLD (OC less AD)
301	Organization	0	0	0	\$0	0	\$0
302	Franchises	0	0	0	0	0	0
303	Land and Land Rights	0	0	0	0	0	0
304	Structures and Improvements	341381	0	0	0	115167	0
305	Collecting & Improving Reservoirs	0	0	0	0	0	0
306	Lake, River, Canal Intakes	0	0	0	0	0	0
307	Wells and Springs	0	0	0	0	0	0
308	Infiltration Galleries	0	0	0	0	0	0
309	Supply Mains	0	0	0	0	0	0
310	Power Generation Equipment	25500	0	0	0	8226	0
311	Pumping Equipment	157210	0	0	0	50042	0
320	Water Treatment Equipment	1080	0	0	0	343	0
320.1	Water Treatment Plants	0	0	0	0	0	0
320.2	Solution Chemical Feeders	0	0	0	0	0	0
320.3	Point-of-Use Treatment Devices	0	0	0	0	0	0
330	Distribution Reservoirs and Standpipes	0	0	0	0	0	0
330.1	Storage Tanks	141875	0	0	0	45244	0
330.2	Pressure Tanks	77324	0	0	0	11654	0
331	Transmission and Distribution Mains	714846	0	0	0	229649	0
333	Services	335259	0	0	0	106255	0
334	Meters and Meter Installations	92891	0	0	0	29477	0
335	Hydrants	44290	0	0	0	13710	0
336	Backflow Prevention Devices	23150	0	0	0	7541	0
339	Other Plant and Misc. Equipment	31700	0	0	0	10282	0
340	Office Furniture and Equipment	5142	0	0	0	1645	0
340.1	Computer & Software	5000	0	0	0	1570	0
341	Transportation Equipment	0	0	0	0	0	0
342	Stores Equipment	0	0	0	0	0	0
343	Tools, Shop and Garage Equipment	0	0	0	0	0	0
344	Laboratory Equipment	0	0	0	0	0	0
345	Power Operated Equipment	135419	0	0	0	43188	0
346	Communication Equipment	0	0	0	0	0	0
347	Miscellaneous Equipment	35249	0	0	0	10968	0
348	Other Tangible Plant	2046	0	0	0	552	0
	Totals	215936250	0	0	\$0	685519	\$0

Groom Creek Water Users Association  
 Annual Report  
 Depreciation Expense for the Current Year (Water)  
 12/31/21

Depreciation Expense for the Current Year (Water)									
Account No.	Description	Beginning Year Original Cost	Current Year Additions	Current Year Retirements	Adjusted Original Cost	Fully Depreciated/Non-depreciable Plant	Depreciable Plant	Depreciation Percentages	Depreciation Expense
301	Organization	\$0	\$0	\$0	\$0	0	\$0	0	\$0
302	Franchises	0	0	0	0	0	0	0	0
303	Land and Land Rights	0	0	0	0	0	0	0	0
304	Structures and Improvements	0	0	0	0	0	0	16.0	0
305	Collecting & Improving Reservoirs	0	0	0	0	0	0	0	0
306	Lake, River, Canal Intakes	0	0	0	0	0	0	0	0
307	Wells and Springs	0	0	0	0	0	0	0	0
308	Infiltration Galleries	0	0	0	0	0	0	0	0
309	Supply Mains	0	0	0	0	0	0	0	0
310	Power Generation Equipment	0	0	0	0	0	0	1.2	0
311	Pumping Equipment	0	0	0	0	0	0	7.5	0
320	Water Treatment Equipment	0	0	0	0	0	0	0	0
320.1	Water Treatment Plants	0	0	0	0	0	0	0.05	0
320.2	Solution Chemical Feeders	0	0	0	0	0	0	0	0
320.3	Point-of-Use Treatment Devices	0	0	0	0	0	0	0	0
330	Distribution Reservoirs and Standpipes	0	0	0	0	0	0	0	0
330.1	Storage Tanks	0	0	0	0	0	0	6.6	0
330.2	Pressure Tanks	0	0	0	0	0	0	1.7	0
331	Transmission and Distribution Mains	0	0	0	0	0	0	33.1	0
333	Services	0	0	0	0	0	0	15.5	0
334	Meters and Meter Installations	0	0	0	0	0	0	4.3	0
335	Hydrants	0	0	0	0	0	0	2.0	0
336	Backflow Prevention Devices	0	0	0	0	0	0	1.1	0
339	Other Plant and Misc. Equipment	0	0	0	0	0	0	1.5	0
340	Office Furniture and Equipment	0	0	0	0	0	0	0.15	0
340.1	Computer & Software	0	0	0	0	0	0	0.23	0
341	Transportation Equipment	0	0	0	0	0	0	0	0
342	Stores Equipment	0	0	0	0	0	0	0	0
343	Tools, Shop and Garage Equipment	0	0	0	0	0	0	0	0
344	Laboratory Equipment	0	0	0	0	0	0	0	0
345	Power Operated Equipment	0	0	0	0	0	0	5.8	0
346	Communication Equipment	0	0	0	0	0	0	0	0
347	Miscellaneous Equipment	0	0	0	0	0	0	1.6	0
348	Other Tangible Plant	0	0	0	0	0	0	1.9	0
	<b>Subtotal</b>	\$0	\$0	\$0	\$0	\$0	\$0	100.0	\$0

Contribution(s) in Aid of Construction (Gross)  
 Less: Non Amortizable Contribution(s)  
 Fully Amortized Contribution(s)  
 Amortizable Contribution(s)  
 Times: Proposed Amortization Rate  
**Amortization of CIAC**

780,000  
 \$0

Less: Amortization of CIAC

DEPRECIATION EXPENSE **55778**

Groom Creek Water Users Association  
 Annual Report  
 Balance Sheet Assets  
 12/31/21

Balance Sheet Assets			
	Assets	Balance at Beginning of Year (2021)	Balance at End of Year (2021)
Account No.	<b>Current and Accrued Assets</b>		
131	Cash	210587	225547
134	Working Funds	0	0
135	Temporary Cash Investments	0	0
141	Customer Accounts Receivable	17255	17907
146	Notes Receivable from Associated Companies	0	0
151	Plant Material and Supplies	0	0
162	Prepayments	418	2567
174	Miscellaneous Current and Accrued Assets	65224	65474
	<b>Total Current and Accrued Assets</b>	\$0	\$0
Account No.	<b>Fixed Assets</b>		
101	Utility Plant in Service*	\$0	\$0
103	Property Held for Future Use	0	0
105	Construction Work in Progress	0	0
108	Accumulated Depreciation (enter as negative)*	-685519	0
121	Non-Utility Property	0	0
122	Accumulated Depreciation - Non Utility	0	0
	<b>Total Fixed Assets</b>	\$0	\$0
	<b>Total Assets</b>	\$0	\$0

\*Note these items feed automatically from AR3 UPIS Page 4

Groom Creek Water Users Association  
 Annual Report  
 Balance Sheet Liabilities and Owners Equity

Balance Sheet Liabilities and Owners Equity				
	Liabilities		Balance at Beginning of Year (2021)	Balance at End of Year (2021)
Account No.	<b>Current Liabilities</b>			
231	Accounts Payable		0	0
232	Notes Payable (Current Portion)		41530	43195
234	Notes Payable to Associated Companies		0	0
235	Customer Deposits		7800	8600
236	Accrued Taxes		1829	1758
237	Accrued Interest		0	0
242	Miscellaneous Current and Accrued Liabilities		60758	68000
	<b>Total Current Liabilities</b>		\$0	\$0
	<b>Long Term Debt</b>			
224	Long Term Debt (Notes and Bonds)		378808	335613
	<b>Deferred Credits</b>			
251	Unamortized Premium on Debt		0	0
252	Advances in Aid of Construction		0	0
255	Accumulated Deferred Investment Tax Credits		0	0
271	Contributions in Aid of Construction		0	0
272	Less: Amortization of Contributions		0	0
281	Accumulated Deferred Income Tax		0	0
	<b>Total Deferred Credits</b>		\$0	\$0
	<b>Total Liabilities</b>		\$0	\$0
	<b>Capital Accounts</b>			
201	Common Stock Issued		815628	815628
211	Other Paid-In Capital		0	0
215	Retained Earnings		515757	538196
218	Proprietary Capital (Sole Props and Partnerships)		0	0
	<b>Total Capital</b>		\$0	\$0
	<b>Total Liabilities and Capital</b>		\$0	\$0

**Note: Total liabilities and Capital must match total assets for the beginning and end of the year!**

Groom Creek Water Users Association  
Annual Report  
Water Comparative Income Statement  
12/31/21

Water Comparative Income Statement			
Account No.	Calendar Year	Current Year 01/01/2021 - 12/31/2021	Last Year 01/01/2020 - 12/31/2020
	<b>Operating Revenue</b>		
461	Metered Water Revenue	202676	204295
460	Unmetered Water Revenue	0	0
462	Fire Protection Revenue	0	0
469	Guaranteed Revenues (Surcharges)	0	0
471	Miscellaneous Service Revenues	0	0
474	Other Water Revenue	1110	1159
	<b>Total Revenues</b>	\$0	\$0
	<b>Operating Expenses</b>		
601	Salaries and Wages	33900	33904
604	Employee Pensions and Benefits	0	0
610	Purchased Water	0	0
615	Purchased Power	4126	3954
618	Chemicals	0	0
620	Materials and Supplies	5328	4285
620.1	Repairs and Maintenance	15330	7405
620.2	Office Supplies and Expense	6356	8775
630	Contractual Services	203	328
631	Contractual Services - Engineering	0	0
632	Contractual Services - Accounting	9484	10500
633	Contractual Services - Legal	293	453
634	Contractual Services - Management Fees	0	0
635	Contractual Services - Water Testing	4302	4694
636	Contractual Services - Other	0	0
640	Rents	3391	3346
641	Rental of Building/Real Property	0	0
642	Rental of Equipment	0	0
650	Transportation Expenses	638	544
657	Insurance - General Liability	5187	4195
657.1	Insurance - Health and Life	1993	1049
665	Regulatory Commission Expense - Rate	10	10
670	Bad Debt Expense	0	0
675	Miscellaneous Expense	8073	886
403	Depreciation Expense (From Schedule AR4)		55498
408	Taxes Other Than Income	0	0
408.11	Property Taxes	7103	7343
409	Income Taxes	0	0
427.1	Customer Security Deposit Interest	0	0
	<b>Total Operating Expenses</b>	\$0	\$0
	<b>Operating Income / (Loss)</b>	\$0	\$0
	<b>Other Income / (Expense)</b>		
419	Interest and Dividend Income	2851	3354
421	Non-Utility Income	136	137
426	Miscellaneous Non-Utility (Expense)	0	0
427	Interest (Expense)	-15807	-17408
	<b>Total Other Income / (Expense)</b>	\$0	\$0
	<b>Net Income / (Loss)</b>	\$0	\$0



Groom Creek Water Users Association  
 Annual Report  
 Full time equivalent employees  
 12/31/21

**Full time equivalent employees**

	Direct Company	Allocated	Outside service	Total
President	0	0	0	0.0
Vice-president	0	0	0	0.0
Manager	0	0	0	0.0
Engineering Staff	0	0	0	0.0
System Operator(s)	0	0	0	0.0
Meter reader	0	0	0	0.0
Customer Service	0	0	0	0.0
Accounting	0	0	0	0.0
Business Office	0	0	0	0.0
Rates Department	0	0	0	0.0
Administrative Staff	0	0	0	0.0
Other	0	0	0	0.0
<b>Total</b>	0.0	0.0	0.0	0.0

Groom Creek Water Users Association  
 Annual Report  
 Supplemental Financial Data (Long-Term Debt)  
 12/31/21

Supplemental Financial Data (Long-Term Debt)				
	Loan #1	Loan #2	Loan #3	Loan #4
Date Issued	MAR. 2010			
Source of Loan	WIFA			
ACC Decision No.	70627			
Reason for Loan	UPGRADE			
Dollar Amt. Issued	800000			
Amount Outstanding	335613			
Date of Maturity	AUG. 2029			
Interest Rate	3.93			
Current Year Interest	15807			
Current Year Principal	43195			

Meter Deposit Balance at Test Year End: 8600

Meter Deposits Refunded During the Test Year: 1200

*List all bonds, notes, loans, and other types of indebtedness in which the proceeds were used in the provision of public utility service. Indebtedness incurred for personal uses by the owner of the utility should not be listed. Input 0 or none if there is nothing to report for that cell.*

Well and Water Usage

Name of the System: <b>GCWUA</b>											
ADEQ Public Water System Number: <b>AZ 0413040</b>											
ADWR PCC Number: <b>CWS 91-000629-000</b>											
Well registry 55# (55-XXXXXX):	Pump Horsepower	Pump Yield (gpm)	Casing Depth (feet)	Casing Diameter (inches)	Pump Motor Type **	Year Drilled	Water level 2011	Water level 2021	Meter Size (inches)	How measured:	Active
<b>55-800987</b>	<b>2.0</b>	<b>41.96</b>	<b>200</b>	<b>9</b>	<b>SUB</b>	<b>1981</b>	<b>33'3"</b>	<b>31'6"</b>	<b>2</b>	<b>GPM</b>	<b>YES</b>
<b>55-556222</b>	<b>1.5</b>	<b>19.84</b>	<b>240</b>	<b>9</b>	<b>SUB</b>	<b>N/A</b>	<b>14'0"</b>	<b>8'4"</b>	<b>2</b>	<b>GPM</b>	<b>YES</b>

Name of system water delivered to: **NA**  
 ADWR PCC Number: **NA**  
 Source of water delivered to another system: **NA**

Name of system water received from: **NA**  
 ADWR PCC Number: **NA**  
 Source of water received: **NA**  
 Well registry 55# (55-XXXXXX): **NA**

Month	Water withdrawn (gallons) <sup>1</sup>	Water sold (gallons) <sup>2</sup>	Water delivered (sold) to other systems (gallons) <sup>3</sup>	Water received (purchased) from other systems (gallons) <sup>4</sup>	Estimated authorized use (gallons) <sup>5</sup>	Purchased Power Expense <sup>6</sup>	Purchased Power (kWh) <sup>7</sup>
January	365 800	354 700	0	0		375	2090
February	341 000	333 430	0	0		364	2001
March	325 300	318 310	0	0		348	1849
April	452 300	436 540	0	0	6204	340	2078
May	538 100	531 140	0	0		324	1523
June	701 100	693 050	0	0		370	1830
July	590 300	572 420	0	0	5483	321	1498
August	431 350	431 300	0	0	1682	291	1224
September	542 700	532 310	0	0	255	317	1391
October	396 400	381 890	0	0	3133	292	1228
November	412 600	392 910	0	0	6483	310	1355
December	325 800	320 060	0	0		305	1474
<b>Totals</b>	<b>0.00</b>	<b>0.00</b>	<b>0.00</b>	<b>0.00</b>	<b>0.00</b>	<b>50</b>	<b>0</b>

If applicable, in the space below please provide a description for all un-metered water use along with amounts:  
**APRIL, JULY, SEPTEMBER, OCTOBER - STORAGE TANK LEVEL CHANGE**  
**AUGUST + NOVEMBER: GROOM CREEK FIRE DISTRICT (AUG- WHISPERING PINES CAMP FIRE) (NON-PRACTICE)**

1 Water withdrawn - Total gallons of water withdrawn from pumped sources.  
 2 Water sold - Total gallons from customer meters, and other sales such as construction water.  
 3 Water delivered (sold) to other systems - Total gallons of water delivered to other systems.  
 4 Water received (purchased) from other systems - Total gallons of water purchased/received from other systems.  
 5 Estimated authorized use - Total estimated gallons from authorized metered or unmetered use. Authorized uses such as flushing (mains, services and hydrants) draining/cleaning tanks, process, construction, fire fighting, etc. Non-authorized use (real losses) are service line breaks and leaks, water main breaks, meter inaccuracies and theft.  
 6 Enter the total purchased power costs for the power meters associated with this system.  
 7 Enter the total purchased kWh used by the power meters associated with this system.

Water Utility Plant Description

Name of the System:	0 GCWUA		
ADEQ Public Water System Number:	AZ 0413040		
ADWR PCC Number:	CWS 91-000629-0000		

MAINS		
Sizes (inches)	Material	Length (feet)
2	PVC-SCH 80	3720
6	C-900 PVC CLASS 200	18781

CUSTOMER METERS			
Size (inches)	Quantity	Percent over 1,000,000 gallons	Percent over 10 years old
5/8 x 3/4	228	NA	NA
1 x 1	1	NA	NA

SERVICE LINES		
Material	Percent of system	Year installed
1" COPPER	100	2010

BOOSTER PUMPS		
Horsepower	GPM	Quantity
7.5	107	3
40	500	1

FIRE HYDRANTS	
Type	Quantity
Standard *	12
Other Post	2

STORAGE TANKS			
Capacity (gallons)	Material	Quantity	Year installed
65,000	CARBON STEEL	1	2011
44,000	STEEL	2	1980

PRESSURE/BLADDER TANKS			
Capacity (gallons)	Material	Quantity	Year installed
3000	STEEL	1	2011

\* A standard fire hydrant has two 2.5 inch hose connection nozzles with 7.5 threads per inch, and one 4.5 inch pumper connection nozzle with 4 threads per inch.

Water Utility Plant Description (Continued)

For the following three items, list the utility owned assets in each category for each system.

TREATMENT EQUIPMENT:	1 EA 60 GAL CHLORINATION TANK 1 EA 30 GAL CHLORINATION TANK 2 EA CHLORINE INJECTION PUMPS
STRUCTURES:	2 EA WELL HOUSES 2 EA STORAGE SHEDS 1 EA BOOSTER PUMP STATION
OTHER:	2 EA EMERGENCY GENERATORS

**Provide a calculation used to determine the value of one water equivalent residential connection (ERC).**

Use one of the following methods:

- (a) If actual flow data are available from the preceding 12 months, divide the total annual single family residence (SFR) gallons sold by the average number of single family residence customers for the same period and divide the result by 365
- (b) If no historical flow data are available, use:  
 $ERC = ( \text{Total SFR gallons sold (Omit 000)} / 365 \text{ days} / 350 \text{ gallons per day} )$

ERC  
 Method used: 63.48 gal/day  
a

Customer and Other Information	
Name of the System:	0 GCWUA
ADEQ Public Water System Number:	AZ 0413040
ADWR PCC Number:	CWS 91-000629-0000

Month	Number of Customers				
	Single-Family	Multi-Family	Commercial	Turf/Irrigation	Other Non-Residential
January	227	0	1	0	0
February	228	0	1	0	0
March	228	0	1	0	0
April	228	0	1	0	0
May	228	0	1	0	0
June	228	0	1	0	0
July	228	0	1	0	0
August	228	0	1	0	0
September	228	0	1	0	0
October	228	0	1	0	0
November	228	0	1	0	0
December	228	0	1	0	0

If the system has fire hydrants, what is the fire flow requirements?  GPM for  hrs.

Does the system have chlorination treatment?

Does the Company have an ADWR Gallons Per Capita Per Day (GPCPD) requirement?   
 If yes, provide the GPCPD amount:

Is the Water Utility located in an ADWR Active Management Area (AMA)?   
 If yes, which AMA?

What is the present system connection capacity (in ERCs \*) using existing lines?

What is the future system connection capacity (in ERCs \*) upon service area buildout?

Describe any plans and estimated completion dates for any enlargements or improvements of this system.

NA

\* an ERC is based on the calculation on the bottom of AR9 page 12.

Groom Creek Water Users Association  
 Annual Report  
 Utility Shutoffs / Disconnects  
 12/31/21

Utility Shutoffs / Disconnects	
Name of the System:	0 GCWOA
ADEQ Public Water System Number:	AZ0413040
ADWR PCC Number:	CWS 91-000629-0000

Month	Termination without Notice R14-2-410.B	Termination with Notice R14-2-410.C	Other
January	0	0	0
February	0	0	0
March	0	0	0
April	0	0	0
May	0	0	0
June	0	1	0
July	0	0	0
August	0	1	0
September	0	0	0
October	0	0	0
November	0	0	0
December	0	0	0
<b>Total</b>	<b>0</b>	<b>0</b>	<b>0</b>

Other (description):

JUNE 1 DAY  
 AUGUST 16 DAYS (2nd HOME, seasonal use)

**Instructions:** Fill out the Grey Cells with the relevant information. Input 0 or none if there is nothing recorded in that account or there is no applicable information to report.

**Property Taxes**

Amount of actual property taxes paid during Calendar Year 2021 was

7174.53

If no property taxes paid, explain why.

Grey cell for explanation of no property taxes paid.

**Instructions:** Fill out the Grey Cells with the relevant information. Input 0 or none if there is nothing recorded in that account or there is no applicable information to report.



Groom Creek Water Users Association  
Annual Report  
Verification and Sworn Statement (Taxes)  
12/31/21

**Verification and Sworn Statement (Taxes)**

**Verification:** State of ARIZONA I, the undersigned of the  
(state name)

County of (county name): YAVAPAI  
Name (owner or official) title: KAL MILLER, PRESIDENT  
Company name: Groom Creek Water Users Association

DO SAY THAT THIS ANNUAL UTILITY PROPERTY TAX AND SALES TAX REPORT TO THE ARIZONA CORPORATION COMMISSION.

FOR THE YEAR ENDING: 12/31/21

HAS BEEN PREPARED UNDER MY DIRECTION, FROM THE ORIGINAL BOOKS, PAPERS AND RECORDS OF SAID UTILITY; THAT I HAVE CAREFULLY EXAMINED THE SAME, AND DECLARE THE SAME TO BE A COMPLETE AND CORRECT STATEMENT OF BUSINESS AND AFFAIRS OF SAID UTILITY FOR THE PERIOD COVERED BY THIS REPORT IN RESPECT TO EACH AND EVERY MATTER AND THING SET FORTH, TO THE BEST OF MY KNOWLEDGE, INFORMATION AND BELIEF.

**Sworn Statement:** \_\_\_\_\_

\_\_\_\_\_

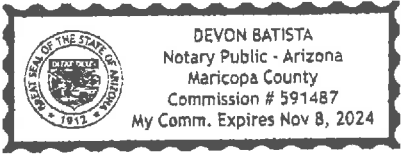
Kal Miller  
signature of owner/official

(602) 725-3001  
telephone no.

SUBSCRIBED AND SWORN TO BEFORE ME A NOTARY PUBLIC  
IN AND FOR THE COUNTY

THIS 23<sup>rd</sup> DAY OF MARICOPA  
FEBRUARY 2022  
(month) and (year)

MY COMMISSION EXPIRES 11-08-2024  
(date)



[Signature]  
(signature of notary public)

Verification and Sworn Statement

Verification:

State of 0 I, the undersigned of the  
(state name)

County of (county name): 0

Name (owner or official) title: 0

Company name: Groom Creek Water Users Association

DO SAY THAT THIS ANNUAL UTILITY PROPERTY TAX AND SALES TAX REPORT TO THE ARIZONA CORPORATION COMMISSION.

FOR THE YEAR ENDING: 12/31/21

HAS BEEN PREPARED UNDER MY DIRECTION, FROM THE ORIGINAL BOOKS, PAPERS AND RECORDS OF SAID UTILITY; THAT I HAVE CAREFULLY EXAMINED THE SAME, AND DECLARE THE SAME TO BE A COMPLETE AND CORRECT STATEMENT OF BUSINESS AND AFFAIRS OF SAID UTILITY FOR THE PERIOD COVERED BY THIS REPORT IN RESPECT TO EACH AND EVERY MATTER AND THING SET FORTH, TO THE BEST OF MY KNOWLEDGE, INFORMATION AND BELIEF.

Sworn Statement: IN ACCORDANCE WITH THE REQUIREMENTS OF TITLE 40, ARTICLE 8, SECTION 40-401, ARIZONA REVISED STATUTES, IT IS HEREIN REPORTED THAT THE GROSS OPERATING REVENUE OF SAID UTILITY DERIVED FROM ARIZONA INTRASTATE UTILITY OPERATIONS DURING THE CALENDAR YEAR WAS:

Arizona Intrastate Gross Operating Revenues Only (\$)

216689.96

(The amount in the box above includes

12906.47

in sales taxes billed or collected)

Kj Miller

signature of owner/official

0

telephone no.

SUBSCRIBED AND SWORN TO BEFORE ME A NOTARY PUBLIC  
IN AND FOR THE COUNTY

MARICOPA  
(county name)

THIS


23rd

DAY OF

FEBRUARY 2022  
(month) and (year)

MY COMMISSION EXPIRES

11-08-2024  
(date)



[Signature]  
(signature of notary public)

**Verification and Sworn Statement (Residential Revenue)**

**Verification:**

State of 0 I, the undersigned of the  
(state name)

County of (county name): 0  
Name (owner or official) title: 0  
Company name: Groom Creek Water Users Association

DO SAY THAT THIS ANNUAL UTILITY PROPERTY TAX AND SALES TAX REPORT TO THE ARIZONA CORPORATION COMMISSION.

FOR THE YEAR ENDING: 12/31/21

HAS BEEN PREPARED UNDER MY DIRECTION, FROM THE ORIGINAL BOOKS, PAPERS AND RECORDS OF SAID UTILITY; THAT I HAVE CAREFULLY EXAMINED THE SAME, AND DECLARE THE SAME TO BE A COMPLETE AND CORRECT STATEMENT OF BUSINESS AND AFFAIRS OF SAID UTILITY FOR THE PERIOD COVERED BY THIS REPORT IN RESPECT TO EACH AND EVERY MATTER AND THING SET FORTH, TO THE BEST OF MY KNOWLEDGE, INFORMATION AND BELIEF.

**Sworn Statement:** IN ACCORDANCE WITH THE REQUIREMENTS OF TITLE 40, ARTICLE 8, SECTION 40-401, ARIZONA REVISED STATUTES, IT IS HEREIN REPORTED THAT THE GROSS OPERATING REVENUE OF SAID UTILITY DERIVED FROM ARIZONA INTRASTATE UTILITY OPERATIONS RECEIVED FROM RESIDENTIAL CUSTOMERS DURING THE CALENDAR YEAR WAS:

Arizona Intrastate Gross Operating Revenues Only (\$)

216689.96  
(The amount in the box above includes  
12906.47 in sales taxes  
billed or collected)

KJ Miller

signature of owner/official

0

telephone no.

SUBSCRIBED AND SWORN TO BEFORE ME A NOTARY PUBLIC  
IN AND FOR THE COUNTY

MARICOPA  
(county name)

THIS


23rd

DAY OF

FEBRUARY 2022  
(month) and (year)

MY COMMISSION EXPIRES

11-08-2024  
(date)



[Signature]  
(signature of notary public)

Groom Creek Water Users Association  
Annual Report  
for Income Tax Statement of Certification  
12/31/21

for Income Tax Statement of Certification

Verification:

State of 0 I, the undersigned of the  
(state name)

County of (county name): 0  
Name (owner or official) title: 0  
Company name: Groom Creek Water Users Association

FOR THE YEAR ENDING: 12/31/21

Sworn Statement:

IN ACCORDANCE WITH THE REQUIREMENTS OF DECISION NO. 77084, BECAUSE THE UTILITY REQUIRES THE GROSS UP OF ADVANCES AND CONTRIBUTIONS, I HEREBY STATE THAT THE UTILITY A NET INCREASE IN CURRENT INCOME TAX EXPENSE OR A DECREASE IN DEFERRED TAX ASSET FOR A CARRY FORWARD ACCORDING TO GAAP IN AN AMOUNT EQUAL TO OR GREATER THAN THE AMOUNT OF THE REQUIRED GROSS UP PAID BY DEVELOPERS IN THE PERIOD COVERED BY THIS ANNUAL REPORT.

KJ Miller

signature of owner/official

0

telephone no.

SUBSCRIBED AND SWORN TO BEFORE ME A NOTARY PUBLIC  
IN AND FOR THE COUNTY

MARICOPA

(county name)

THIS

23rd

DAY OF


FEBRUARY 2022

(month) and (year)

MY COMMISSION EXPIRES

11-08-2024

(date)



[Signature]

(signature of notary public)