



---

---

**ARIZONA★CORPORATION★COMMISSION**

---

---

**FY 2020-2021**

**BUDGET SUBMISSION**



## **Arizona Corporation Commission Mission Statement**

The Arizona Corporation Commission's mission is to ensure safe, reliable, and affordable utility services; have railroad and pipeline systems that are operated and maintained in a safe manner; grow Arizona's economy as we help local entrepreneurs achieve their dream of starting a business; modernize an efficient, effective, and responsive government agency; and protect Arizona citizens by enforcing an ethical securities marketplace.

### **Commissioners**

Bob Burns, Chairman

Boyd Dunn

Sandra Kennedy

Justin Olson

Lea Márquez Peterson

### **Executive Director**

Matt J. Neubert

### **Division Directors**

Administration – Kim Battista

Safety – Chris Watson

Communications – Holly Ward

Securities – Mark Dinell

Corporations – Tanya Gibson

Utilities – Elijah Abinah

Hearing – Jane Rodda

Information Technology – Letty Butner

Legal – Robin R. Mitchell

# Table of Contents

Transmittal Letter	1
Funding Issues	5
Revenue Schedule	21
Sources and Uses Report	48
Agency Fund Summary	80
Expenditure Schedules	93
Administration	93
Hearing	112
Corporations	125
Securities	145
Railroad	159
Pipeline	180
Utilities	193
Legal	215
Information Technology	226
Communications	247
Administration Costs	260
Federal Grants	261





Matthew J. Neubert, Executive Director

COMMISSIONERS

Chairman, Robert "Bob" Burns  
Boyd Dunn  
Sandra D. Kennedy  
Justin Olson  
Lea Márquez Peterson

August 30, 2019

The Honorable Douglas A. Ducey  
Governor of Arizona  
1700 W. Washington St.  
Phoenix, AZ 85007

Dear Governor Ducey,

We are pleased to submit our FY2021 Budget Request for the Arizona Corporation Commission. FY2021 finds us firmly committed to continuing our efforts to efficiently fulfill the duties entrusted us by the Arizona Constitution.

The Commission's FY2021 budget proposal continues our FY2020 budget while adding \$3,590,000 in funding to expedite work processes and fund mission-critical public safety positions in both the Railroad Safety and Securities Divisions, specified below.

### **I. Utility Regulatory Revolving Fund, Operations Appropriation, \$3,100,000 Increase**

The Commission is requesting an increase in the operations appropriation of the Utility Regulatory Revolving Fund (URRF). URRF is a statutorily created fund, under A.R.S. 40-401(c), that assesses .25% of annual gross revenues to all regulated utilities with revenues of \$500,000 and above. This assessment generates approximately \$19.7 million each year; however, we currently only have the appropriation authority to collect \$16.1 million of the \$19.7 million available. This amount is shared between the Commission and the Residential Utility Consumer Office (RUCO). We seek to increase the Commission's operational appropriation authority by \$3.1 million in FY2021 in order to bring divisions like Utilities, Legal, and Hearings up to full staffing levels which will ensure that utility rate cases are processed in a timely and efficient manner, which will benefit the ratepayers of Arizona. The Commission has a number of large rate cases being filed in the upcoming year and it will be of critical importance that we are able to reach full staffing to process these cases. This funding request will have no impact on the State's General Fund or any other state fund as this money is not usable unless we receive the authority to collect it.

### **II. Two Additional Railroad Safety Inspectors - \$196,000 (General Fund)**

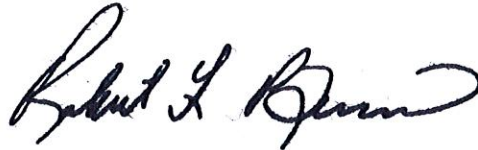
The Railroad program of the Commission's Safety Division is requesting funding to hire two additional railroad safety inspectors - one (1) Track Inspector and one (1) Hazmat Inspector. These positions are critical for Arizonans' safety. The Railroad Safety program currently has a staff of six (6) inspectors. Each inspector is certified by the Federal Railroad Administration (FRA) in a safety discipline. Therefore, in Arizona, there is one (1) track inspector for over 3,000 miles of rail and one (1) hazmat inspector for all hazardous cargo traversing the state. On April 21, 2016, the FRA released a list of crossings with 10 or more incidents in the last decade, and five (5) of the fifteen (15) crossings listed were located in Arizona. These additional safety inspectors will allow the Commission to perform its duties to ensure safe railroads in Arizona. The additional funding will be used to cover salary, ERE, fleet vehicles, and travel to conduct safety inspections. The Railroad Safety program is the only entity at the Commission funded by General Fund monies.

### III. Securities Regulatory and Enforcement Fund, Operations Appropriation, \$290,000 Increase

The Commission is requesting an increase to the Securities Regulatory and Enforcement Fund operations appropriation to achieve salary parity for its Securities Division Chief Investigator and staff investigator positions. Their work leads to Orders requiring wrongdoers to pay restitution to victims and penalties to the State of Arizona. Over the last five (5) fiscal years, the Division has lost 14 investigators, a total employee turnover rate of 140%. The difference between the starting salary for the Commission's positions and those at the Attorney General's office is \$21,000. These investigators are not only AZPOST (AZ Police Officer Standards and Training Board) certified police officers, they are highly trained in white-collar investigations. With the investment we make to train these individuals, they become highly desirable to other Arizona law enforcement agencies. The Commission expects the turnover rate to increase which will inhibit the Securities Division's ability to investigate and prosecute financial fraud in Arizona. The increase in salaries is expected to cost \$290,000 (salary plus ERE) from the Securities Regulatory and Enforcement Fund which experienced increased revenues over \$1 million in FY19. Therefore, the appropriation is more than covered by new fund revenues.

We appreciate your support of our constitutional mission and that of our Divisions, and we look forward to working with you and your staff. Our Executive Director and the ACC staff are happy to assist you and your staff with any questions or information on our budget or operations.

Sincerely,



Robert "Bob" Burns, Chairman

  
Boyd W. Dunn, Commissioner  
Sandra D. Kennedy, Commissioner

---

Justin Olson, Commissioner

  
Lea Márquez Peterson, Commissioner

Commissioner Justin Olson

Chairman, Robert "Bob" Burns  
Boyd Dunn  
Sandra D. Kennedy  
Justin Olson  
Lea Márquez Peterson

August 19, 2019

The Honorable Douglas A. Ducey  
Governor of Arizona  
1700 W. Washington St.  
Phoenix, AZ 85007


Dear Governor Ducey,

I am writing separately to explain my position on the FY2021 Budget Request for the Arizona Corporation Commission. Unfortunately, I cannot give my support to the entire budget proposal as it is presented. The budget proposal was debated and voted on as a package deal. As I explained at our June Staff Open Meeting, I am supportive of the Commission's budget request for Items II and III, but I cannot support the budget request under Item I.

I find the requests made in Items II and III are reasonably supported and narrowly tailored to address specific Commission needs. Regarding Item II, the Commission is making a request for the third year in a row for funding to support two additional railroad safety inspectors. Our Safety Division currently only has 6 railroad inspectors which means each inspector must cover over 3,000 miles of rail in Arizona. Unfortunately, we are currently still dealing with several dangerous railroad crossings in the State. Regarding item III, I believe it is important for our Commission to maintain pay parity for our investigators compared to the Attorney General's Office. Due to the difference in salary, our Commission has suffered a very high turnover rate with our investigators. Resolving this salary discrepancy is a tangible step the Commission can take to maintain skilled investigators needed to prosecute financial fraud.

In contrast to Items II and III, I do not believe Item I is narrowly tailored to address specific Commission needs. More importantly, I cannot support this item because it is funded through an increase in utility bills. In my view, the Commission should not increase its budget through an increased burden placed on Arizona ratepayers. I agree with the goal expressed that our Commission process rate cases in a more timely and efficient manner, but I don't support accomplishing that goal through an increase in utility bills.

Sincerely,



Commissioner Justin Olson



# State of Arizona Budget Request

State Agency  
Corporation Commission

A.R.S. Citation: **Arizona Constitution, Article XV**

### Appropriated Funds

	FY 2020 Approp	FY 2021 Fund. Issue	FY 2021 Total Budget
--	-------------------	------------------------	-------------------------

Total Amount Requested:	27,768.8	3,586.0	31,354.8
-------------------------	----------	---------	----------

### Governor DUCEY:

This and the accompanying budget schedules, statements and explanatory information constitute the operating budget request for this agency for Fiscal Year 2021.

To the best of my knowledge all statements and explanations contained in the estimates submitted are true and correct.

General Fund	620.8	196.0	816.8
Utility Regulation Revolving	14,491.7	3,100.0	17,591.7
Securities Regulatory & Enforcement	5,115.8	290.0	5,405.8
Public Access Fund	6,771.8	0.0	6,771.8
Securities Investment Management Fund	718.0	0.0	718.0
Arizona Arts Trust Fund	50.7	0.0	50.7

Agency Head: **Matthew J. Neubert**

Title: **Executive Director**

### Non-Appropriated Funds

	FY 2020 Expd. Plan	FY 2021 Fund. Issue	FY 2021 Total Budget
--	-----------------------	------------------------	-------------------------

Total Amount Planned:	1,907.0	0.0	1,907.0
-----------------------	---------	-----	---------

Federal GrantS FUND	1,889.1	0.0	1,889.1
Utility Siting Fund	15.9	0.0	15.9
IGA and ISA Fund	2.0	0.0	2.0

  
(signature)

Phone: **(602) 542-2965**

Prepared By: **Cristi Cost**

Email Address: **Ccost@azcc.gov**

Date Prepared: **Friday, August 16, 2019**

Total:	29,675.8	3,586.0	33,261.8
--------	----------	---------	----------

## Funding Issues List

**Agency:** Corporation Commission

FY 2021

Priority	Funding Issue Title	Total FTE	Total Amount	General Fund	Other Apro. Funds	Non-App Funds
1	Utilities Reg Revolving Fund Approp Increase	8.0	3,100.0	0.0	3,100.0	0.0
2	Two Additional Railroad Safety Inspectors	2.0	196.0	0.0	196.0	0.0
3	Securities Reg & Enf Fund Approp Increase	0.0	290.0	0.0	290.0	0.0
<b>Total:</b>		10.0	3,586.0	0.0	3,586.0	0.0
<b>Decision Package Total:</b>		10.0	3,586.0	0.0	3,586.0	0.0



## Funding Issue Detail

**Agency:** Corporation Commission

**Issue:** 1 Utilities Reg Revolving Fund Approp Increase

<b>Program:</b>	Utilities	<b>Calculated ERE:</b>	\$257.10
<b>Fund:</b>	CC2172-A Utility Regulation Revolving (Appropriated)	<b>Uniform Allowance:</b>	\$0.00

Expenditure Categories	FY 2021
FTE	8.0
Personal Services	917.4
Employee Related Expenses	<u>257.1</u>
<b>Subtotal Personal Services and ERE:</b>	1,174.5
Professional & Outside Services	0.0
Travel In-State	0.0
Travel Out-of-State	0.0
Food	0.0
Aid to Organizations & Individuals	0.0
Other Operating Expenditures	385.5
Equipment	0.0
Capital Outlay	0.0
Debt Services	0.0
Cost Allocation	0.0
Transfers	<u>0.0</u>
<b>Program / Fund Total:</b>	1,560.0

<b>Program:</b>	Legal	<b>Calculated ERE:</b>	\$77.50
<b>Fund:</b>	CC2172-A Utility Regulation Revolving (Appropriated)	<b>Uniform Allowance:</b>	\$0.00

Expenditure Categories	FY 2021
FTE	0.0
Personal Services	400.0
Employee Related Expenses	<u>80.0</u>
<b>Subtotal Personal Services and ERE:</b>	480.0
Professional & Outside Services	0.0
Travel In-State	0.0
Travel Out-of-State	0.0
Food	0.0
Aid to Organizations & Individuals	0.0
Other Operating Expenditures	33.0
Equipment	0.0
Capital Outlay	0.0
Debt Services	0.0
Cost Allocation	0.0
Transfers	<u>0.0</u>
<b>Program / Fund Total:</b>	513.0

<b>Program:</b>	Hearings	<b>Calculated ERE:</b>	\$77.50
<b>Fund:</b>	CC2172-A Utility Regulation Revolving (Appropriated)	<b>Uniform Allowance:</b>	\$0.00

Expenditure Categories	FY 2021
FTE	0.0
Personal Services	400.0
Employee Related Expenses	<u>80.0</u>
<b>Subtotal Personal Services and ERE:</b>	480.0
Professional & Outside Services	0.0

## Funding Issue Detail

**Agency:** Corporation Commission

**Issue:** 1 Utilities Reg Revolving Fund Approp Increase

Travel In-State	0.0
Travel Out-of-State	0.0
Food	0.0
Aid to Organizations & Individuals	0.0
Other Operating Expenditures	33.0
Equipment	0.0
Capital Outlay	0.0
Debt Services	0.0
Cost Allocation	0.0
Transfers	0.0

**Program / Fund Total:** 513.0

<b>Program:</b>	Information Technology	<b>Calculated ERE:</b>	\$77.50
<b>Fund:</b>	CC2172-A Utility Regulation Revolving (Appropriated)	<b>Uniform Allowance:</b>	\$0.00

Expenditure Categories	FY 2021
FTE	0.0
Personal Services	400.0
Employee Related Expenses	80.0
<b>Subtotal Personal Services and ERE:</b>	<b>480.0</b>
Professional & Outside Services	0.0
Travel In-State	0.0
Travel Out-of-State	0.0
Food	0.0
Aid to Organizations & Individuals	0.0
Other Operating Expenditures	34.0
Equipment	0.0
Capital Outlay	0.0
Debt Services	0.0
Cost Allocation	0.0
Transfers	0.0
<b>Program / Fund Total:</b>	<b>514.0</b>

**Issue:** 2 Two Additional Railroad Safety Inspectors

<b>Program:</b>	Railroad Safety	<b>Calculated ERE:</b>	\$43.80
<b>Fund:</b>	AA1000-A General Fund (Appropriated)	<b>Uniform Allowance:</b>	\$0.00

Expenditure Categories	FY 2021
FTE	2.0
Personal Services	123.8
Employee Related Expenses	47.2
<b>Subtotal Personal Services and ERE:</b>	<b>171.0</b>
Professional & Outside Services	0.0
Travel In-State	23.0
Travel Out-of-State	0.0
Food	0.0
Aid to Organizations & Individuals	0.0
Other Operating Expenditures	2.0
Equipment	0.0
Capital Outlay	0.0
Debt Services	0.0
Cost Allocation	0.0

## Funding Issue Detail

<b>Agency:</b>	Corporation Commission
----------------	------------------------

<b>Issue:</b>	2	Two Additional Railroad Safety Inspectors
---------------	---	-------------------------------------------

Transfers	0.0
<b>Program / Fund Total:</b>	196.0

<b>Issue:</b>	3	Securities Reg & Enf Fund Approp Increase
---------------	---	-------------------------------------------

<b>Program:</b>	Securities	<b>Calculated ERE:</b>	\$46.50
<b>Fund:</b>	CC2264-A Securities Regulatory & Enforcement (Appropriated)	<b>Uniform Allowance:</b>	\$0.00

Expenditure Categories	FY 2021
FTE	0.0
Personal Services	240.0
Employee Related Expenses	50.0
<b>Subtotal Personal Services and ERE:</b>	290.0
Professional & Outside Services	0.0
Travel In-State	0.0
Travel Out-of-State	0.0
Food	0.0
Aid to Organizations & Individuals	0.0
Other Operating Expenditures	0.0
Equipment	0.0
Capital Outlay	0.0
Debt Services	0.0
Cost Allocation	0.0
Transfers	0.0
<b>Program / Fund Total:</b>	290.0

**AGENCY NAME & AFIS CODE: ARIZONA CORPORATION COMMISSION CCA**  
**COST CENTER/PROGRAM NAME: AGENCY-WIDE ISSUE**

**FY2021 BUDGET JUSTIFICATION**

**ISSUE: UTILITIES REGULATORY REVOLVING FUND, OPERATIONS APPROPRIATION, INCREASE**

---

**PROBLEM STATEMENT:**

*The Arizona Corporation Commission is asking for an increase to the Utilities Regulatory Revolving Fund, operations appropriation, to fund eight (8) new full-time positions in the Utilities Division, fill vacant unfunded positions, and market-level increases to critical key positions to help with retention throughout the agency. Total request: \$3,100,000*

The Arizona Corporation Commission’s (“ACC”) Utilities Division is challenged by an expanding workload affecting all sections of the Division and must retain additional eight (8) full-time professional positions to assure that the Division can support the Mission and forward-looking Goals of the ACC. The Utilities Division staff is called upon to assess and provide recommendations to the Commission within the structure of an evolving and complex rate-making environment. Technological advances offer enhancements to the ACC-regulated utility’s ability to deliver safe, reliable, and customer-tailored service at a time when these utilities must also manage the challenges and financial demands that accompany an aging utility service infrastructure. The Utilities Division staff will be expected to support the Commission’s evolving policies regarding these challenges. The ACC is evaluating several far-reaching rule changes that will be needed to promote emerging issues of state and national importance. The breadth of the required rule changes has yet to be determined, but the Utilities Division staff will play an essential role in this rule evaluation process. The outcome of these rule changes must be compatible with, and supportive of, the long-term public interest.

All facets of the Utilities Division’s responsibilities will be challenged and redefined by the issues that will be before the Commission in the coming years. Such challenges include how the Utilities Division responds to consumer services concerns and assuring that Staff members working in the disciplines of auditing, economics, and engineering have the training necessary to maintain a knowledgeable understanding of evolving regulatory issues. The traditional responsibilities of the Utilities Division staff will not diminish, but many of these tasks are becoming more complex. Designing rates, for example, require an assessment of newly available data regarding customer usage and time of use considerations. Perhaps most importantly, tomorrow’s rate designs must be structured in a manner that promotes off-peak use and the use of more efficient and environmentally-friendly energy sources.

The ACC, like most State agencies, is challenged with keeping up our salaries within current market ranges and competitive so we can retain staff and institutional knowledge. As the cost of living continues to rise, employees are searching for positions outside of the ACC that pays more money than they are currently getting. The Legal, Hearings, Information Technology and Utilities Divisions are the primary divisions within ACC with continual turnover due to salary. As staff leave, they take with them institutional knowledge.

**AGENCY NAME & AFIS CODE: ARIZONA CORPORATION COMMISSION CCA**  
**COST CENTER/PROGRAM NAME: AGENCY-WIDE ISSUE**

**FY2021 BUDGET JUSTIFICATION**

**ISSUE: UTILITIES REGULATORY REVOLVING FUND, OPERATIONS APPROPRIATION, INCREASE**

---

On average, it takes 4-6 months to replace one of these specialized positions fully; from finding and filling the vacancy to enrolling staff into training to get up to speed with the rest of their team. In the meantime, other staff within the organization are covering the caseload left off from the vacant position and become stressed out and overworked. We then risk losing the overworked staff, and the cycle continues.

We also have a handful of vacant positions that due to the statewide hiring freezes and budget cuts during the recession, we have not been able to fund. With 31% of our workforce eligible for retirement within the next five (5) years, we need to enact our succession plan and bring in new staff in to start training to take over these crucial roles. In addition to the high percentage of eligible retirees, the ACC has several significant rate cases filed in the upcoming year, and it will be of critical importance that we can reach full staffing to process these cases and potentially transition them to team members as employees retire without gaps and delay in due process.

**PROPOSED SOLUTION:**

The Commission is requesting an increase in the operations appropriation of the Utility Regulatory Revolving Fund (URRF). URRF is a statutorily created fund, under A.R.S. 40-401(c), that assesses .25% of annual gross revenues to all regulated utilities with revenues of \$500,000 and above. This assessment generates approximately \$19.7 million each year; however, we currently only have the appropriation authority to collect \$16.1 million of the \$19.7 million available. This amount is shared between the Commission and the Residential Utility Consumer Office (RUCO). We seek to increase the Commission's operational appropriation authority by \$3.1 million in FY2021 to bring divisions up to full staffing levels which will ensure that utility rate cases processed in a timely and efficient manner, which will benefit the ratepayers of Arizona. This funding request will have no impact on the State's General Fund or any other state fund as this money is not usable unless we receive the authority to collect it from the utilities.

**AGENCY NAME & AFIS CODE: ARIZONA CORPORATION COMMISSION CCA**  
**COST CENTER/PROGRAM NAME: AGENCY-WIDE ISSUE**

**FY2021 BUDGET JUSTIFICATION**

**ISSUE: UTILITIES REGULATORY REVOLVING FUND, OPERATIONS APPROPRIATION, INCREASE**

The following eight (8) new full-time positions needed in the Utilities Division are:

<b>Position Title</b>	<b>Proposed Starting Salary</b>
Utilities Engineer (water)	\$ 87,273
Public Utilities Analyst V	\$ 81,900
Public Utilities Analyst V	\$ 81,900
Utilities Engineer (electric)	\$ 73,124
CC Executive Consultant III	\$ 70,000
Administrative Support Specialist	\$ 45,000
Public Utilities Consumer Analyst 1	\$ 45,000
Assistant Director	\$120,000

Along with the eight (8) full-time position salaries listed above, funding is needed to cover employee-related expenses and expenditures, including training, computer equipment, and phone/internet services.

**PERFORMANCE MEASURES TO QUANTIFY SUCCESS OF SOLUTION:**

- Timely, but thorough, responses to Commission inquiries and investigations,
- Workshop scheduling and coordination of the development of rules, policies, and guidelines,
- Meeting assignment processing timelines for numerous categories of approval requests, which will include:
  - o Rate case filings,
  - o Financing applications,
  - o Purchased power adjustor filings,
  - o Other rate adjustor approval requests,
  - o Energy efficiency cost recovery filings,
  - o Resource planning,
  - o Net metering and avoided cost recovery filings,
  - o Telecom tariff filings,
  - o CC&N approval requests,
  - o Compliance checks and
  - o Review of recurring filings such as annual report.

**AGENCY NAME & AFIS CODE: ARIZONA CORPORATION COMMISSION CCA**  
**COST CENTER/PROGRAM NAME: AGENCY-WIDE ISSUE**

**FY2021 BUDGET JUSTIFICATION**

**ISSUE: UTILITIES REGULATORY REVOLVING FUND, OPERATIONS APPROPRIATION, INCREASE**

---

**ALTERNATIVES AND REASONS FOR REJECTION:**

Alternatives to hiring additional permanent staffing and providing salary increases to current staff are limited to requiring current staff to handle additional workload which will result in less thoroughly evaluated issue and rushed recommendations that could compromise the quality of Commission findings. Further, more compressed issue evaluations by existing staff could lead to missed filing deadlines, which can also lead to concerns regarding the ability to complete timely “quality and context reviews” of draft staff recommendations.

Retaining the service of consultants to undertake the required work is not a feasible alternative due to the unpredictable timing and nature of investigations needed, cost, and due to the need to develop internal expertise related to evolving regulatory issues of state and national importance.

**IMPACT OF NOT FUNDING THIS YEAR:**

It is paramount that the elected Commissioners have a robust and comprehensive evidential base to evaluate when making decisions designed to assure that the public interest is protected and promoted. Staff’s role in developing such a record is unquestionably critical and key to guaranteeing the success of this process.

Addressing public health and safety and assuring the availability of reliable and reasonably priced utility service can be delivered when the ACC is positioned with adequate staffing levels, to respond in a timely and professional manner when both the predictable events and the unpredictable incidents emerge.

**STATUTORY REFERENCE**

A.R.S. Title 40 Article 401 Section C

**COST SUMMARY – UTILITIES REGULATORY REVOLVING FUND, \$3,100.0 thousand**

**AGENCY NAME & AFIS CODE:**  
**COST CENTER/PROGRAM:**

**ARIZONA CORPORATION COMMISSION - CCA**  
**SAFETY DIVISION**

## **FY2021 BUDGET JUSTIFICATION**

### **ISSUE: FUNDING FOR TWO ADDITIONAL RAILROAD SAFETY PERSONNEL**

---

#### **Problem Statement –**

*The Safety Division is asking for permanent funding for two critical and understaffed positions: one (1) Hazmat Inspector II and one (1) Track Inspector II. Total request: \$196,000 – General Fund.*

There are approximately 3,000 miles of railroad track in Arizona and about 695 public railroad crossings. One of the nation's busiest routes is the Burlington Northern Santa Fe (BNSF) Railroad that crosses the northern third of Arizona, carrying freight from Los Angeles ports into the core of the nation. The Union Pacific (UP), crossing the southern third of Arizona, has recently double-tracked significant portions of its route adding many more miles of track to the Arizona rail system.

The Arizona Corporation Commission (ACC) Safety Division, Railroad Safety program, protects the public, railroad employees and the environment through the enforcement of A.R.S. Title 40, ACC Rules and Regulations, and the Code of Federal Regulations (CFR Title 49). The ACC, in partnership with the Federal Railroad Administration, performs inspections and other monitoring activities to ensure that the railroads meet the minimum safety requirements. They do this by conducting inspections, accident investigations, implementation of assessments, and enforcement actions.

#### **Hazardous Materials Inspector**

The protection of rail employees and the public is critical as rail traffic continues to grow alongside the population in the region, mainly Hazardous Materials by Rail. When Hazardous Materials incidents occur in rail transportation, the consequences can be catastrophic, highly visible, and affecting large areas and significant populations.

The Railroads of Arizona move many different Hazardous Materials, including various Corrosive acids (used in mining and water treatment), and Toxic/Poison Inhalation Hazards such as Anhydrous Ammonia (used in farming) and Chlorine (used in the manufacture of pool chemicals). Large volumes of energy-related Hazardous Materials flow through the state as well as into the population centers of Phoenix and Tucson, especially highly flammable Ethanol for motor fuels, Liquified Petroleum gases in and out of the Phoenix Valley, and crude oil transiting the northern portion of the State. Ethanol shipments by rail into Phoenix alone (for blending as auto fuel) have increased on a steady basis and now account for well over 11,000 tank carloads per year, while Liquified Propane Gases account for another 5,000 to 7,000 shipments depending on market forces. The Hazardous Materials inspector spends a significant percentage of time carefully inspecting Hazmat tank cars for the proper qualification of tanks, valves, and fittings,



**AGENCY NAME & AFIS CODE:**  
**COST CENTER/PROGRAM:**

**ARIZONA CORPORATION COMMISSION - CCA**  
**SAFETY DIVISION**

## **FY2021 BUDGET JUSTIFICATION**

### **ISSUE: FUNDING FOR TWO ADDITIONAL RAILROAD SAFETY PERSONNEL**

---

preparation, seals, leaks, and damage. Improperly prepared and leaking Hazmat packages in transportation pose a tremendous risk to rail employees and the public at large. The Hazardous Materials inspector ensures that, when poorly made or leaking containers are found, the shipment is held in a safe place and removed from transportation. Appropriate responders are notified for protection of the public, the package adequately remediated, and the railroads and shippers responsible for errors leading to such outcomes are held accountable as well as guided to improve their processes and prevent reoccurrences. Data on such occurrences is retained for statistical analysis and further action when warranted as well.

Transloading of Hazardous Materials between rail tank cars and trucks also monitored and inspected as well as Hazardous Materials shipped by trailers and containers moving on rail flat cars in and out of Glendale and Tucson. A Hazardous Materials Inspector monitors not only the condition of Hazardous Materials shipments themselves and the way Railroads handle these Hazardous Materials shipments, but also conducts inspections at customer and shipper facilities to review the practices and training of Hazmat employees engaged in the loading, unloading, and preparation of Hazardous Materials tank cars and packages. They consider Hazardous Materials Security Plans, and to ensure Hazmat regulations followed in regards to the protection of unloading tracks from unauthorized entry.

The Hazardous Materials Inspector conducts in-depth investigations to determine responsible parties in the event of Hazardous Materials accidents and incidents.

Currently, one (1) Hazardous Materials Inspector covers all of Arizona. This team member also has 50% administrative duties as the Supervisor of the Railroad Section, meaning that the current team member focused on Hazardous Materials compliance part-time. Given the importance of the safety of such volumes of Hazardous Materials, and the constant growth in both the public population and amount of rail Hazardous Materials shipments, an additional permanent position is required.

#### **Track Inspector**

Out of sight from most of us are large railroad steel, tie gang, and surfacing crews, sometimes with up to 100 personnel, continually maintaining portions of the 3,000 miles of track that courses through the entire State of Arizona. For example, concrete tiles are being installed by the thousands in locations throughout the state. The ACC, in partnership with the Federal Railroad Administration, performs inspections and monitors these tracks and their maintenance, ensuring their safety and functionality.

Our staff participates in the use of sophisticated equipment such as the Federal Railroad Administration and Railroad Company geometry cars that travel the rails for up to a week at a time, multiple times during the year, measuring and evaluating every inch of

**AGENCY NAME & AFIS CODE:**  
**COST CENTER/PROGRAM:**

**ARIZONA CORPORATION COMMISSION - CCA**  
**SAFETY DIVISION**

## **FY2021 BUDGET JUSTIFICATION**

### **ISSUE: FUNDING FOR TWO ADDITIONAL RAILROAD SAFETY PERSONNEL**

---

track. Safety personnel later ride in hi-rail vehicles along the route, stopping to more closely inspect issues uncovered during the geometry car rides and as reports of problems are received. Track Inspectors further investigate accidents, and derailments, determining their cause and assessing damages to structures and prescribing corrective measures.

Inspecting the sheer volume of the track, especially since the UP Double Tracking, is more than one person can accomplish. Additional duties related to industry tracks, where full and empty rail cars stationed for customers, are often difficult to schedule even though many accidents and derailments happen there, not on the main lines. Finally, the additional workload to the Track and Signal disciplines has also been added in the form of the new Positive Train Control system requirements handed down by Congress and promulgated by FRA. Thus, this request is also submitted to fund a second track inspector permanently. Programmatically, the plan is to assign a northern track inspector and a southern track inspector whose duties touch within the Phoenix Metropolitan Area. Expanded inspection capability and time on task will be the results.

#### **In Summary**

In summary, the task of enforcement has grown as car/train interactions increase, as security issues intensify, and as the public demands improved interfaces with the railroads. The Railroad Safety Inspector promotes safety in all areas of railroad operations to reduce accidents and casualties and reduce property damage caused by these accidents. Additional workload to the Track and Signal disciplines in the form of the new Positive Train Control system requirements handed down by Congress and promulgated by FRA. The Railroad Section has made various changes to make the best use of existing personnel while maintaining continuity. The previous Signal and Train Control inspector was also the Section Supervisor. Some of the increased workload for the Signal Inspector will be handled without additional expense due to the previous Signal Inspector/Railroad Supervisor retiring, and his position filled by a new full-time inspector only. The balance of this extra workload, as well as the increasing inspection demands of the track, will be handled by the new Track Inspector per this request. The reorganization of positions and duties has resulted in the current Hazmat Inspector adding Supervisor duties and reducing the Hazardous Materials function to part-time status. The Hazardous Materials Inspector function will be fully restored with the addition of a new Hazardous Materials Inspector per this request.

**AGENCY NAME & AFIS CODE:**  
**COST CENTER/PROGRAM:**

**ARIZONA CORPORATION COMMISSION - CCA**  
**SAFETY DIVISION**

## **FY2021 BUDGET JUSTIFICATION**

### **ISSUE: FUNDING FOR TWO ADDITIONAL RAILROAD SAFETY PERSONNEL**

---

#### **Proposed Solution –**

The Arizona Corporation Commission Safety Division seeks permanent General Funds for these two critical positions.

#### **Performance Measures to Quantify the Success of the Solution -**

An effective response to citizen concerns

Miles of railroad track inspected

Operating practices inspected

Hazmat rail tank cars inspected

Prevention of incidents

The safety record of railroad operations

Federal Railroad Administration audit results

#### **Alternatives and Reasons for Rejection -**

The work of the Railroad Safety Section will revert to as it was in the past. The job done was excellent yet limited. Many necessary inspections will be left undone, especially beyond the major BNSF and UP mainline tracks. The sheer mileage involved with driving between inspection locations, often away from regular traffic routes, and the problematic driving along rights-of-way, preclude many job performance solutions such as time management.

#### **Impact of Not Funding This Year -**

The work will be limited and revert to understaffed inspections that will lead to increased accidents and incidents involving track infrastructure caused derailments and incidents, and Hazardous Materials incidents.

**AGENCY NAME & AFIS CODE:**  
**COST CENTER/PROGRAM:**

**ARIZONA CORPORATION COMMISSION - CCA**  
**SAFETY DIVISION**

**FY2021 BUDGET JUSTIFICATION**

**ISSUE: FUNDING FOR TWO ADDITIONAL RAILROAD SAFETY PERSONNEL**

---

**Statutory Reference -**

A.R.S. Title 40, Arizona Corporation Commission Rules and Regulations, and the Code of Federal Regulations (CFR Title 49).

**Cost Summary - GF \$196.0 thousand**

The estimated cost of each Safety Inspector:

Salary: \$61,880

ERE: \$23,620

Fleet: \$ 6,500

Travel: \$ 5,000

OOE: \$1,000

**AGENCY NAME & AFIS CODE:**  
**COST CENTER/PROGRAM NAME:**

**ARIZONA CORPORATION COMMISSION - CCA**  
**SECURITIES DIVISION**

## **FY2021 BUDGET JUSTIFICATION**

### **ISSUE: SECURITIES REGULATORY AND ENFORCEMENT FUND, OPERATIONS APPROPRIATION INCREASE**

---

#### **Problem Statement –**

*The Securities Division is asking for an increase to the Securities Regulatory and Enforcement Fund, operational appropriation, to fund baseline salary increases for the entire investigative team ongoing. Total request: \$290,000*

The Arizona Corporation Commission Securities Division (“Division”) has 11 investigator positions in its Enforcement Section, one (1) of which is a Chief Investigator. Generally, these positions are filled by an Arizona Police Officer Standards and Training Board (AZPOST) certified police officer; however, it is not a requirement. The FY2020 general appropriations act provided baseline salary increase to only the AZPOST certified investigators which left out over half of the investigative staff within the same section. Division investigators investigate allegations of securities violations, prepare cases for hearing, and assist prosecutors in indicting and trying criminal cases. Each investigator handles approximately 11 open investigations. Those investigations result in Orders requiring wrongdoers to pay restitution to victims and penalties to the State.

Since January 2014, the Division has lost 14 investigators, a turnover rate of 140%. The primary reason given for leaving has been salary. The Division’s salary for starting investigators is between \$47,000 and \$50,000. Other agencies and police departments start their officers at a substantially higher salary. For example, the Attorney General’s Office is currently offering \$70,000 to investigators, \$20,000 more than the Division. The Maricopa County Attorney’s Office is offering between \$55,224 to \$83,408, \$5,000 to \$30,000 more than the Division. The Department of Gaming’s starting investigator salaries is \$65,000, while the Department of Insurance increased its starting investigator salaries from \$55,000 to \$68,000. Even Valley police departments are paying new police officers, with no experience, more than the Division pays its experienced investigators, with starting salaries for ten (10) different valley cities such as ranging from \$51,480 to \$63,960. The Division’s investigators are also considered particularly desired by these agencies as not only do they have the extensive investigative experience, but they are also highly trained in white-collar investigations, particularly financial crimes. Since very few police officers have backgrounds in investigating financial crimes, once the Division fills a position it takes substantial time to train the new investigator. With the economy improving and police forces now hiring after a long period of limited hiring, the Division expects turnover to increase in the future. If that does occur, the Division’s ability to investigate and prosecute financial fraud in Arizona will be substantially hampered. Thus far, the Division has attempted to combat this problem with in-grade adjustments and training opportunities, but due to financial constraints has minimal ability to undertake such methods.

**AGENCY NAME & AFIS CODE:**  
**COST CENTER/PROGRAM NAME:**

**ARIZONA CORPORATION COMMISSION - CCA**  
**SECURITIES DIVISION**

## **FY2021 BUDGET JUSTIFICATION**

### **ISSUE: SECURITIES REGULATORY AND ENFORCEMENT FUND, OPERATIONS APPROPRIATION INCREASE**

---

#### **PROPOSED SOLUTION:**

The Division seeks funding in the amount of \$290,000 (salary and ERE) from the Securities Regulatory and Enforcement Fund (Fund 2264 or “Fund”) to fund pay increases for the entire investigative staff ongoing.

#### **PERFORMANCE MEASURES TO QUANTIFY SUCCESS OF SOLUTION:**

The Division expects investigator turnover to decrease by at least 50% with this funding request.

Since the average investigator position is open for several months, and the time necessary to train a new investigator is between six months to a year, the Division expects to increase the matters investigated over the previous fiscal year, along with orders entered each fiscal year. In the last fiscal year, FY2019, for each investigator position, \$6.9 million was awarded as restitution to victims of the wrongdoer with an average award of \$407,000 in penalties going to the General Fund. Therefore, it is expected that compensation awarded to victims and penalties would increase as a result of decreasing turnover. Additionally, as each investigator assists criminal prosecutors with the prosecution of financial fraud cases, the Division expects those additional white-collar indictments would result.

#### **ALTERNATIVES AND REASONS FOR REJECTION:**

1. Do not fill the positions of investigators who leave and use savings to increase the pay of remaining investigators. However, as the number of investigators decreases, the result will be fewer investigations and cases handled by the Division, with resulting increased losses by Arizona investors.
2. Keep pay levels the same. The expected result is that investigator turnover will increase as other agencies increase level of hiring. The result will be fewer investigations and cases handled by the Division, with resulting increased losses by Arizona investors.

**AGENCY NAME & AFIS CODE:**  
**COST CENTER/PROGRAM NAME:**

**ARIZONA CORPORATION COMMISSION - CCA**  
**SECURITIES DIVISION**

**FY2021 BUDGET JUSTIFICATION**

**ISSUE: SECURITIES REGULATORY AND ENFORCEMENT FUND, OPERATIONS APPROPRIATION INCREASE**

---

**IMPACT OF NOT FUNDING IN FY 2021:**

Failing to fund this year would lead to turnover remaining high or increasing, leading to the postponement of investigations and filing of cases. Therefore, at least some victims of securities violations would lose the potential benefit of restitution or help cover their losses while the State would lose a possible increase in General Fund revenues.

**STATUTORY REFERENCE:** A.R.S. § 44-1813

**COST SUMMARY (in thousands):** \$250

## Revenue Schedule

<b>Agency:</b>	<b>Corporation Commission</b>
----------------	-------------------------------

<b>Fund:</b>	<b>AA1000 General Fund</b>
--------------	----------------------------

AFIS Code	Category of Receipt and Description	FY 2019	FY 2020	FY 2021
4314	FILING FEES	7,719.3	8,000.0	8,000.0
4339	OTHER FEES AND CHARGES FOR SERVICES	1,918.6	1,750.0	1,750.0
4369	OTHER INTER-AGENCY REVENUE	(75.4)	5,000.0	5,000.0
4372	PUBLICATIONS AND REPRODUCTIONS	25.0	25.0	25.0
4519	OTHER FINES OR FORFEITURES OR PENALTIES	746.8	750.0	750.0
4633	INTRASTATE UTILITY REVENUE ASSESSMENT	90.3	0.0	0.0
4645	CREDIT CARD DISCOUNT FEES PAID	(53.8)	(100.0)	(100.0)
4647	CREDIT CARD PROCESSING FEES PAID	(59.8)	0.0	0.0
4699	MISCELLANEOUS RECEIPTS	(1,671.0)	0.0	0.0
4821	PRIOR YEAR REIMBURSEMENT - REFUNDS	(81.7)	0.0	0.0
4829	PRIOR YEAR REVENUE ADJUSTMENTS	2.9	0.0	0.0
4872	CREDIT CARD REVENUE CLEARING	0.2	0.0	0.0
4901	OPERATING TRANSFERS IN	6,269.8	0.0	0.0
<b>Fund Total:</b>		14,831.2	15,425.0	15,425.0



The Corporation Commission earns General Fund revenue primarily through its Corporations and Securities divisions that include filing fees, licensing, publications, and other charges. Using historical data, the Corporation Commission expects corporate filing fees (4314) and securities regulation fees (4339) to remain stable. Both these activities determine how much revenue will be transferred to the general and arts trust fund and as such these transfers should remain stable as well.

Object Class	Object Code Description	2018	2019	2020 ESTIMATE	2021 ESTIMATE
<b>4300</b>	4314 - FILING FEES	(8,107,031.00)	(7,719,331.70)	(8,000,000.00)	(8,000,000.00)
	4339 - OTHER FEES AND CHARGES FOR SERVICES	(1,357,582.11)	(1,918,570.44)	(1,750,000.00)	(1,750,000.00)
	4369 - OTHER INTER-AGENCY REVENUE	(12,893,894.63)	75,420.00	(5,000,000.00)	(5,000,000.00)
	4372 - PUBLICATIONS AND REPRODUCTIONS	(36,775.68)	(25,065.89)	(25,000.00)	(25,000.00)
	<b>Total 4300 - SALES-CHARGES FOR SERVICES-GOODS-CAPITAL:</b>	<b>(22,395,283.42)</b>	<b>(9,587,548.03)</b>	<b>(14,775,000.00)</b>	<b>(14,775,000.00)</b>
<b>4500</b>	4512 - RESTITUTION	(79,108.63)	-	-	-
	4519 - OTHER FINES OR FORFEITURES OR PENALTIES	(631,809.64)	(746,817.36)	(750,000.00)	(750,000.00)
	<b>Total 4500 - FINES FORFEITURES AND PENALTIES:</b>	<b>(710,918.27)</b>	<b>(746,817.36)</b>	<b>(750,000.00)</b>	<b>(750,000.00)</b>
<b>4600</b>	4633 - INTRASTATE UTILITY REVENUE ASSESSMENT	90,298.33	(90,298.33)	-	-
	4641 - NSF CHECKS	215.00	-	-	-
	4643 - FAVORABLE DEPOSIT ERRORS	(20.00)	-	-	-
	4645 - CREDIT CARD DISCOUNT FEES PAID	114,427.04	53,804.85	100,000.00	100,000.00
	4647 - CREDIT CARD PROCESSING FEES PAID		59,885.78	-	-
	4699 - MISCELLANEOUS RECEIPTS	(1,374,142.10)	1,671,012.62	-	-
	<b>Total 4600 - OTHER REVENUE:</b>	<b>(1,169,221.73)</b>	<b>1,694,404.92</b>	<b>100,000.00</b>	<b>100,000.00</b>
<b>4800</b>	4821 - PRIOR YEAR REIMBURSEMENT - REFUNDS	(160,131.00)	81,735.00	-	-
	4829 - PRIOR YEAR REVENUE ADJUSTMENTS		(2,943.50)	-	-
	4872 - CREDIT CARD REVENUE CLEARING		(236.00)	-	-
	<b>Total 4800 - NON-REVENUE CASH RECEIPTS:</b>	<b>(160,131.00)</b>	<b>78,555.50</b>	<b>-</b>	<b>-</b>
<b>4900</b>	4901 - OPERATING TRANSFERS IN		(6,269,833.90)	-	-
	<b>Total 4900 - TRANSFERS-IN:</b>		<b>(6,269,833.90)</b>	<b>-</b>	<b>-</b>
	<b>Total Revenue:</b>	<b>\$ (24,435,554)</b>	<b>\$ (14,831,239)</b>	<b>\$ (15,425,000)</b>	<b>\$ (15,425,000)</b>

## Revenue Schedule

**Agency:** Corporation Commission

**Fund:** CC2000 Federal GrantS FUND

AFIS Code	Category of Receipt and Description	FY 2019	FY 2020	FY 2021
4211	FEDERAL GRANTS	1,406.9	1,500.0	1,500.0
4699	MISCELLANEOUS RECEIPTS	34.6	35.0	35.0
<b>Fund Total:</b>		1,441.5	1,535.0	1,535.0

The Commission, through its Safety Division, receives federal reimbursement of its prior-year program expenditures. The Pipeline Safety Program receives its money from the USDOT-Pipeline Safety Office. The amount of the annual reimbursement awarded to each state participant fluctuates upon the amount made available at the federal level, and the program rating compiled by the USDOT-Pipeline Safety Office. The Commission's Pipeline Safety Program is recognized annually for its consistently high ratings by the federal program. The Railroad Safety Program is reimbursed for travel and training expenses related to certifications as well as aid to out of state entities during disaster recovery.

The Securities Division received grant money in the fiscal year 2019 from the Investor Protection Trust (IPT). The IPT grant program is a competitive grant program focusing on innovative and effective investor education and protection programs delivered at the local, state and regional level. All programs to be considered by the IPT Trustees must be investor education and protection programs and must include a demonstration of support from the appropriate State Securities Regulator.

Object Class	Object Code Description	2018	2019	2020 ESTIMATE	2021 ESTIMATE
4200	4211 - FEDERAL GRANTS - OPERATING	(\$1,170,866.00)	(\$1,406,935.06)	(1,500,000.00)	(1,500,000.00)
	<b>Total 4200 - INTERGOVERNMENTAL REVENUE:</b>	<b>(\$1,170,866.00)</b>	<b>(\$1,406,935.06)</b>	<b>(\$1,500,000.00)</b>	<b>(\$1,500,000.00)</b>
4600	4699 - MISCELLANEOUS RECEIPTS	(\$5,312.81)	(\$34,576.00)	(\$35,000.00)	(\$35,000.00)
	<b>Total 4600 - OTHER REVENUE:</b>	<b>(\$5,312.81)</b>	<b>(\$34,576.00)</b>	<b>(\$35,000.00)</b>	<b>(\$35,000.00)</b>
	<b>Total Revenue:</b>	<b>(\$1,176,178.81)</b>	<b>(\$1,441,511.06)</b>	<b>(\$1,535,000.00)</b>	<b>(\$1,535,000.00)</b>

## Revenue Schedule

<b>Agency:</b>	<b>Corporation Commission</b>
----------------	-------------------------------

<b>Fund:</b>	<b>CC2076 Utility Siting Fund</b>
--------------	-----------------------------------

AFIS Code	Category of Receipt and Description	FY 2019	FY 2020	FY 2021
4339	OTHER FEES AND CHARGES FOR SERVICES	12.5	16.0	16.0
4830	OTHER FINANCING SOURCES	0.8	0.0	0.0
<b>Fund Total:</b>		13.3	16.0	16.0

Funds come from fees paid for applications to the Line Siting Committee for proposed and expanded power plants and transmission lines. Funds are used for costs incurred by the Line Siting Committee in connection with the activities of the Committee.

Object Class	Object Code Description	2018	2019	2020 ESTIMATE	2021 ESTIMATE
<b>4300</b>	4339 - OTHER FEES AND CHARGES FOR SERVICES	(\$19,889.58)	(\$12,497.38)	(\$16,000.00)	(\$16,000.00)
	<b>Total 4300 - SALES-CHARGES FOR SERVICES-GOODS-CAPITAL:</b>	<b>(\$19,889.58)</b>	<b>(\$12,497.38)</b>	<b>(\$16,000.00)</b>	<b>(\$16,000.00)</b>
	<b>Total Revenue:</b>	<b>(\$19,889.58)</b>	<b>(\$12,497.38)</b>	<b>(\$16,000.00)</b>	<b>(\$16,000.00)</b>

## Revenue Schedule

**Agency:** Corporation Commission

**Fund:** CC2172 Utility Regulation Revolving

AFIS Code	Category of Receipt and Description	FY 2019	FY 2020	FY 2021
4633	INTRASTATE UTILITY REVENUE ASSESSMENT	25,419.6	20,000.0	20,000.0
4821	PRIOR YEAR REIMBURSEMENT - REFUNDS	1.1	3.5	3.5
4830	OTHER FINANCING SOURCES	(30.9)	0.0	0.0
<b>Fund Total:</b>		25,389.8	20,003.5	20,003.5

ARS. 40-401.01 defines the methodology that is used to determine the allowable amount that can be assessed from public utility companies in Arizona. The assessed amount is based on a percentage of the public utility's annual gross revenue. For FY20 the Commission can assess .25% of intrastate revenues for companies with an annual gross in excess of \$500,000.

Object Class	Object Code Description	2018	2019	2020 ESTIMATE	2021 ESTIMATE
4300	4373 - SURPLUS PROPERTY	(\$640.74)	\$0.00	\$0.00	\$0.00
	<b>Total 4300 - SALES-CHARGES FOR SERVICES-GOODS-CAPITAL:</b>	<b>(\$640.74)</b>	<b>\$0.00</b>	<b>\$0.00</b>	<b>\$0.00</b>
4600	4633 - INTRASTATE UTILITY REVENUE ASSESSMENT	(\$3,924,708.24)	(\$25,085,280.30)	(\$20,000,000.00)	(\$20,000,000.00)
	<b>Total 4600 - OTHER REVENUE:</b>	<b>(\$3,924,708.24)</b>	<b>(\$25,085,280.30)</b>	<b>(\$20,000,000.00)</b>	<b>(\$20,000,000.00)</b>
4800	4821 - PRIOR YEAR REIMBURSEMENT - REFUNDS	(\$4,920.99)	(\$1,134.90)	(\$3,500.00)	(\$3,500.00)
	<b>Total 4800 - NON-REVENUE CASH RECEIPTS:</b>	<b>(\$4,920.99)</b>	<b>(\$1,134.90)</b>	<b>(\$3,500.00)</b>	<b>(\$3,500.00)</b>
	<b>Total Revenue:</b>	<b>(\$3,930,269.97)</b>	<b>(\$25,086,415.20)</b>	<b>(\$20,003,500.00)</b>	<b>(\$20,003,500.00)</b>

In prior years, transfers out were done by reversing the revenue which is why FY18's amount is so low. We have since changed that process and using the 9100 line so we can capture total revenue earned in a year.

## Revenue Schedule

**Agency:** Corporation Commission

**Fund:** CC2174 Pipeline Safety Revolving Fund

AFIS Code	Category of Receipt and Description	FY 2019	FY 2020	FY 2021
4449	OTHER FEES	0.0	0.0	0.0
<b>Fund Total:</b>		0.0	0.0	0.0



## Revenue Schedule

**Agency:** Corporation Commission

**Fund:** CC2175 Residential Utility Consumer Office Revolving

AFIS Code	Category of Receipt and Description	FY 2019	FY 2020	FY 2021
4633	INTRASTATE UTILITY REVENUE ASSESSMENT	963.5	1,300.0	1,300.0
<b>Fund Total:</b>		963.5	1,300.0	1,300.0

ARS. 40-401.01 defines the methodology that is used to determine the allowable amount that can be assessed from public utility companies in Arizona. The assessed amount is based on a percentage of the public utility's annual gross revenue. For FY20 the Commission can assess .25% of intrastate revenues for companies with an annual gross in excess of \$500,000.

Object Class	Object Code Description	2018	2019	2020 ESTIMATE	2021 ESTIMATE
4600	4633 - INTRASTATE UTILITY REVENUE ASSESSMENT	\$595,792.40	(\$963,543.06)	(\$1,300,000.00)	(\$1,300,000.00)
	<b>Total 4600 - OTHER REVENUE:</b>	<b>\$595,792.40</b>	<b>(\$963,543.06)</b>	<b>(\$1,300,000.00)</b>	<b>(\$1,300,000.00)</b>
	<b>Total Revenue:</b>	<b>\$595,792.40</b>	<b>(\$963,543.06)</b>	<b>(\$1,300,000.00)</b>	<b>(\$1,300,000.00)</b>

In prior years, transfers out were done by reversing the revenue which is why FY18's amount is so low. We have since changed that process and using the 9100 line so we can capture total revenue earned in a year.

## Revenue Schedule

**Agency:** Corporation Commission

**Fund:** CC2264 Securities Regulatory & Enforcement

AFIS Code	Category of Receipt and Description	FY 2019	FY 2020	FY 2021
4339	OTHER FEES AND CHARGES FOR SERVICES	27,070.0	26,500.0	26,500.0
<b>Fund Total:</b>		27,070.0	26,500.0	26,500.0

A.R.S. 44-2039 establishes this fund for education and regulatory, investigative and enforcement operations in the securities division and a part of general administrative and hearing expenses of the commission. The types of fees collected are under section 44-1861, subsections A, D and P, and section 44-3324. Notice filing fees deposited February 1st and June 30th in this fund are transferred to the General Fund. Any remaining revenues above the fund appropriation to the Commission are also remitted to the General Fund.

Object Class	Object Code Description	2018	2019	2020 ESTIMATE	2021 ESTIMATE
4300	4339 - OTHER FEES AND CHARGES FOR SERVICES	(\$25,386,016.97)	(\$27,069,967.80)	(\$26,500,000.00)	(\$26,500,000.00)
	4369 - OTHER INTER-AGENCY REVENUE	\$14,215,679.63	\$0.00	\$0.00	\$0.00
	<b>Total 4300 - SALES-CHARGES FOR SERVICES-GOODS-CAPITAL:</b>	<b>(\$11,170,337.34)</b>	<b>(\$27,069,967.80)</b>	<b>(\$26,500,000.00)</b>	<b>(\$26,500,000.00)</b>
4500	4512 - RESTITUTION	\$54.00	\$0.00	\$0.00	\$0.00
	<b>Total 4500 - FINES FORFEITURES AND PENALTIES:</b>	<b>\$54.00</b>	<b>\$0.00</b>	<b>\$0.00</b>	<b>\$0.00</b>
4800	4821 - PRIOR YEAR REIMBURSEMENT - REFUNDS	(\$638.05)	(\$66.00)	\$0.00	
	<b>Total 4800 - NON-REVENUE CASH RECEIPTS:</b>	<b>(\$638.05)</b>	<b>(\$66.00)</b>	<b>\$0.00</b>	<b>\$0.00</b>
	<b>Total Revenue:</b>	<b>(\$11,170,921.39)</b>	<b>(\$27,070,033.80)</b>	<b>(\$26,500,000.00)</b>	<b>(\$26,500,000.00)</b>

In prior years, transfers out were done by reversing the revenue which is why FY18 has an amount posted to 4369. We have since changed that process and using the 9100 line so we can capture total revenue earned in a year.

## Revenue Schedule

**Agency:** Corporation Commission

**Fund:** CC2321 Utility Surety Fund

AFIS Code	Category of Receipt and Description	FY 2019	FY 2020	FY 2021
4519	OTHER FINES OR FORFEITURES OR PENALTIES	0.0	0.0	0.0
<b>Fund Total:</b>		0.0	0.0	0.0

## Revenue Schedule

**Agency:** Corporation Commission

**Fund:** CC2333 Public Access Fund

AFIS Code	Category of Receipt and Description	FY 2019	FY 2020	FY 2021
4314	FILING FEES	2,838.8	2,700.0	2,700.0
4339	OTHER FEES AND CHARGES FOR SERVICES	4,657.2	4,400.0	4,400.0
4372	PUBLICATIONS AND REPRODUCTIONS	5.4	50.0	50.0
4519	OTHER FINES OR FORFEITURES OR PENALTIES	8.3	0.0	0.0
4645	CREDIT CARD DISCOUNT FEES PAID	(48.9)	(100.0)	(100.0)
4647	CREDIT CARD PROCESSING FEES PAID	(41.8)	0.0	0.0
4699	MISCELLANEOUS RECEIPTS	197.5	0.0	0.0
4821	PRIOR YEAR REIMBURSEMENT - REFUNDS	104.6	0.0	0.0
<b>Fund Total:</b>		7,721.1	7,050.0	7,050.0

As per A.R.S. 10-122.01, the Corporations Division collects a portion of revenues for corporate filing activities, including articles of incorporation, the authority to transact business in Arizona, and others, for deposit into the Public Access Fund. Using the past few years and averaging the revenue, the Commission expects no change in the Public Access Fund revenue earned year over year.

Object Class	Object Code Description	2018	2019	2020 ESTIMATE	2021 ESTIMATE
<b>4300</b>	4314 - FILING FEES	(\$2,711,339.69)	(\$2,838,765.83)	(\$2,700,000.00)	(\$2,700,000.00)
	4339 - OTHER FEES AND CHARGES FOR SERVICES	(\$4,338,812.00)	(\$4,657,202.30)	(\$4,400,000.00)	(\$4,400,000.00)
	4372 - PUBLICATIONS AND REPRODUCTIONS	(\$102,771.50)	(\$5,405.00)	(\$50,000.00)	(\$50,000.00)
	<b>Total 4300 - SALES-CHARGES FOR SERVICES-GOODS-CAPITAL:</b>	<b>(\$7,152,923.19)</b>	<b>(\$7,501,373.13)</b>	<b>(\$7,150,000.00)</b>	<b>(\$7,150,000.00)</b>
<b>4500</b>	4519 - OTHER FINES OR FORFEITURES OR PENALTIES	\$0.00	(\$8,253.00)	\$0.00	\$0.00
	<b>Total 4500 - FINES FORFEITURES AND PENALTIES:</b>	<b>\$0.00</b>	<b>(\$8,253.00)</b>	<b>\$0.00</b>	<b>\$0.00</b>
<b>4600</b>	4645 - CREDIT CARD DISCOUNT FEES PAID	\$117,208.03	\$48,867.06	\$100,000.00	\$100,000.00
	4647 - CREDIT CARD PROCESSING FEES PAID	\$0.00	\$41,779.72	\$0.00	\$0.00
	4699 - MISCELLANEOUS RECEIPTS	\$0.00	(\$197,532.28)	\$0.00	\$0.00
	<b>Total 4600 - OTHER REVENUE:</b>	<b>\$117,208.03</b>	<b>(\$106,885.50)</b>	<b>\$100,000.00</b>	<b>\$100,000.00</b>
<b>4800</b>	4821 - PRIOR YEAR REIMBURSEMENT - REFUNDS	(\$105,555.75)	(\$104,610.00)	(\$105,000.00)	(\$105,000.00)
	<b>Total 4800 - NON-REVENUE CASH RECEIPTS:</b>	<b>(\$105,555.75)</b>	<b>(\$104,610.00)</b>	<b>(\$105,000.00)</b>	<b>(\$105,000.00)</b>
	<b>Total Revenue:</b>	<b>(\$7,141,270.91)</b>	<b>(\$7,721,121.63)</b>	<b>(\$7,155,000.00)</b>	<b>(\$7,155,000.00)</b>

## Revenue Schedule

**Agency:** Corporation Commission

**Fund:** CC2334 Moneys on Demand

AFIS Code	Category of Receipt and Description	FY 2019	FY 2020	FY 2021
4339	OTHER FEES AND CHARGES FOR SERVICES	64.6	60.0	60.0
4821	PRIOR YEAR REIMBURSEMENT - REFUNDS	(253.3)	0.0	0.0
<b>Fund Total:</b>		(188.7)	60.0	60.0



## Revenue Schedule

**Agency:** Corporation Commission

**Fund:** CC2404 Securities Investment Management Fund

AFIS Code	Category of Receipt and Description	FY 2019	FY 2020	FY 2021
4339	OTHER FEES AND CHARGES FOR SERVICES	3,213.2	3,105.0	3,105.0
<b>Fund Total:</b>		3,213.2	3,105.0	3,105.0

As per A.R.S. 44-3298, the Investment Management Regulatory and Enforcement Fund is for education and regulatory, investigative and enforcement operations in the Securities Division. The fees that are collected by the Securities Division are deposited as followed: 80% to the Securities Regulatory and Enforcement Fund; 10% to the Office of Economic Opportunity Operations Fund; 10% to the Investment Management Regulatory and Enforcement Fund. If the cash balance in the fund exceeds \$100,000 on December 31st of any calendar year, the amount in excess reverts to the General Fund. We anticipate no change in revenue in the following years.

Object Class	Object Code Description	2018	2019	2020 ESTIMATE	2021 ESTIMATE
<b>4300</b>	4339 - OTHER FEES AND CHARGES FOR SERVICES	(\$3,013,782.06)	(\$3,213,231.38)	(\$3,105,000.00)	(\$3,105,000.00)
	<b>Total 4300 - SALES-CHARGES FOR SERVICES-GOODS-CAPITAL:</b>	<b>(\$3,013,782.06)</b>	<b>(\$3,213,231.38)</b>	<b>(\$3,105,000.00)</b>	<b>(\$3,105,000.00)</b>
<b>4800</b>	4821 - PRIOR YEAR REIMBURSEMENT - REFUNDS	\$0.00	\$0.00	\$0.00	\$0.00
	<b>Total 4800 - NON-REVENUE CASH RECEIPTS:</b>	<b>\$0.00</b>	<b>\$0.00</b>	<b>\$0.00</b>	<b>\$0.00</b>
	<b>Total Revenue:</b>	<b>(\$3,013,782.06)</b>	<b>(\$3,213,231.38)</b>	<b>(\$3,105,000.00)</b>	<b>(\$3,105,000.00)</b>

## Revenue Schedule

**Agency:** Corporation Commission

**Fund:** CC2500 IGA and ISA Fund

<b>AFIS Code</b>	<b>Category of Receipt and Description</b>	<b>FY 2019</b>	<b>FY 2020</b>	<b>FY 2021</b>
4699	MISCELLANEOUS RECEIPTS	0.6	1.0	1.0
<b>Fund Total:</b>		0.6	1.0	1.0

## Revenue Schedule

**Agency:** Corporation Commission

**Fund:** CC2600 Payment Card Clearing Fund

AFIS Code	Category of Receipt and Description	FY 2019	FY 2020	FY 2021
4699	MISCELLANEOUS RECEIPTS	(6,117.9)	0.0	0.0
4830	OTHER FINANCING SOURCES	13,230.9	0.0	0.0
4872	CREDIT CARD REVENUE CLEARING	(8,436.3)	0.0	0.0
<b>Fund Total:</b>		(1,323.3)	0.0	0.0

## Revenue Schedule

<b>Agency:</b>	<b>Corporation Commission</b>
----------------	-------------------------------

<b>Fund:</b>	<b>CC3043 Arizona Arts Trust Fund</b>
--------------	---------------------------------------

AFIS Code	Category of Receipt and Description	FY 2019	FY 2020	FY 2021
4314	FILING FEES	1,006.3	1,000.0	1,000.0
4699	MISCELLANEOUS RECEIPTS	200.0	200.0	200.0
4901	OPERATING TRANSFERS IN	50.7	50.7	50.7
<b>Fund Total:</b>		1,257.0	1,250.7	1,250.7

As per A.R.S. 44-983.01, the Arizona Arts Trust Fund revenue derives from filing fees collected by the Corporations Division. Money is deposited into this fund quarterly. Money in this fund do not revert to the General Fund and all money earned from investing must be deposited in the trust. We are not expecting any changes to revenue in 2020 or 2021.

Object Class	Object Code Description	2018	2019	2020 ESTIMATE	2021 ESTIMATE
4300	4314 - FILING FEES	\$0.00	(\$1,006,253.50)	(\$1,000,000.00)	(\$1,000,000.00)
	<b>Total 4300 - SALES-CHARGES FOR SERVICES-GOODS-CAPITAL:</b>	<b>\$0.00</b>	<b>(\$1,006,253.50)</b>	<b>(\$1,000,000.00)</b>	<b>(\$1,000,000.00)</b>
4600	4699 - MISCELLANEOUS RECEIPTS	\$0.00	(\$200,000.00)	(\$200,000.00)	(\$200,000.00)
	<b>Total 4600 - OTHER REVENUE:</b>	<b>\$0.00</b>	<b>(\$200,000.00)</b>	<b>(\$200,000.00)</b>	<b>(\$200,000.00)</b>
4900	4901 - OPERATING TRANSFERS IN	(\$49,900.00)	(\$50,700.00)	(\$50,700.00)	(\$50,700.00)
	<b>Total 4900 - TRANSFERS-IN:</b>	<b>(\$49,900.00)</b>	<b>(\$50,700.00)</b>	<b>(\$50,700.00)</b>	<b>(\$50,700.00)</b>
	<b>Total Revenue:</b>	<b>(\$49,900.00)</b>	<b>(\$1,256,953.50)</b>	<b>(\$1,250,700.00)</b>	<b>(\$1,250,700.00)</b>

In prior years, transfers out were done by reversing the revenue which is why FY18 is so low. We have since changed that process and using the 9100 line so we can capture total revenue earned in a year.

## Revenue Schedule

**Agency:** Corporation Commission

**Fund:** CC3180 Court Ordered Trust Fund

AFIS Code	Category of Receipt and Description	FY 2019	FY 2020	FY 2021
4512	RESTITUTION	99.0	135.0	135.0
4519	OTHER FINES OR FORFEITURES OR PENALTIES	40.9	0.0	0.0
4631	TREASURERS INTEREST INCOME	11.2	9.8	9.8
4821	PRIOR YEAR REIMBURSEMENT - REFUNDS	(8.3)	0.0	0.0
<b>Fund Total:</b>		142.8	144.8	144.8

Restitution funds are received from respondents following order of restitution on securities law violations. Funds are invested with the State Treasurer in an interest-bearing account and distributed periodically to known investor claimants.

Object Class	Object Code Description	2018	2019	2020 ESTIMATE	2021 ESTIMATE
<b>4500</b>	4512 - RESTITUTION	(\$178,344.69)	(\$99,027.10)	(\$135,000.00)	(\$135,000.00)
	4519 - OTHER FINES OR FORFEITURES OR PENALTIES		(\$40,821.47)	\$0.00	\$0.00
	<b>Total 4500 - FINES FORFEITURES AND PENALTIES:</b>	<b>(\$178,344.69)</b>	<b>(\$139,848.57)</b>	<b>(\$135,000.00)</b>	<b>(\$135,000.00)</b>
<b>4600</b>	4631 - TREASURERS INTEREST INCOME	(\$7,550.74)	(\$11,212.16)	(\$9,800.00)	(\$9,800.00)
	<b>Total 4600 - OTHER REVENUE:</b>	<b>(\$7,550.74)</b>	<b>(\$11,212.16)</b>	<b>(\$9,800.00)</b>	<b>(\$9,800.00)</b>
<b>4800</b>	4821 - PRIOR YEAR REIMBURSEMENT - REFUNDS		\$8,290.71	\$0.00	\$0.00
	<b>Total 4800 - NON-REVENUE CASH RECEIPTS:</b>	<b>\$0.00</b>	<b>\$8,290.71</b>	<b>\$0.00</b>	<b>\$0.00</b>
	<b>Total Revenue:</b>	<b>(\$185,895.43)</b>	<b>(\$142,770.02)</b>	<b>(\$144,800.00)</b>	<b>(\$144,800.00)</b>



## Revenue Schedule

**Agency:** Corporation Commission

**Fund:** CC3888 Office of Economic Opportunity Operations Fund

AFIS Code	Category of Receipt and Description	FY 2019	FY 2020	FY 2021
4339	OTHER FEES AND CHARGES FOR SERVICES	2,189.0	2,100.0	2,100.0
4369	OTHER INTER-AGENCY REVENUE	(121.1)	(100.0)	(100.0)
4647	CREDIT CARD PROCESSING FEES PAID	0.0	0.0	0.0
<b>Fund Total:</b>		2,067.9	2,000.0	2,000.0

Under A.R.S. 41-5302, the Office of Economic Opportunity Operations Fund is established consisting of monies deposited according to sections 44-1843, 44-1861, 44-1892, 44-3324 and 44-3325 and as otherwise provided by law. Monies in the fund may be used in the furtherance of the mission of the office and related economic development interests. The fees that are collected by the Securities Division are deposited as followed: 80% to the Securities Regulatory and Enforcement Fund; 10% to the Office of Economic Opportunity Operations Fund; 10% to the Investment Management Regulatory and

Object Class	Object Code Description	2018	2019	2020 ESTIMATE	2021 ESTIMATE
4300	4339 - OTHER FEES AND CHARGES FOR SERVICES	(\$2,013,672.06)	(\$2,189,016.98)	(\$2,100,000.00)	(\$2,100,000.00)
	4369 - OTHER INTER-AGENCY REVENUE	\$2,020,953.11	\$121,097.94	\$100,000.00	\$100,000.00
	<b>Total 4300 - SALES-CHARGES FOR SERVICES-GOODS-CAPITAL:</b>	<b>\$7,281.05</b>	<b>(\$2,067,919.04)</b>	<b>(\$2,000,000.00)</b>	<b>(\$2,000,000.00)</b>
4600	4647 - CREDIT CARD PROCESSING FEES PAID		\$22.74	\$0.00	\$0.00
	<b>Total 4600 - OTHER REVENUE:</b>	<b>\$0.00</b>	<b>\$22.74</b>	<b>\$0.00</b>	<b>\$0.00</b>
4800	4821 - PRIOR YEAR REIMBURSEMENT - REFUNDS	\$0.00		\$0.00	\$0.00
	<b>Total 4800 - NON-REVENUE CASH RECEIPTS:</b>	<b>\$0.00</b>	<b>\$0.00</b>	<b>\$0.00</b>	<b>\$0.00</b>
	<b>Total Revenue:</b>	<b>\$7,281.05</b>	<b>(\$2,067,896.30)</b>	<b>(\$2,000,000.00)</b>	<b>(\$2,000,000.00)</b>

In prior years, transfers out were done by reversing the revenue which is why FY18 has a large amount posted to 4369. We have since changed that process and using the 9100 line so we can capture total revenue earned in a year.

## Sources and Uses of Funds

<b>Agency:</b>	Corporation Commission
<b>Fund:</b>	CC2000 Federal GrantS FUND

<b>Cash Flow Summary</b>	Actual FY 2019	Estimate FY 2020	Estimate FY 2021
Balance Forward from Prior Year	4,258.2	5,111.2	4,757.1
Revenue (From Revenue Schedule)	1,441.5	1,535.0	1,535.0
Total Available	5,699.7	6,646.2	6,292.1
Total Appropriated Disbursements	0.0	0.0	0.0
Total Non-Appropriated Disbursements	588.5	1,889.1	1,889.1
Balance Forward to Next Year	5,111.2	4,757.1	4,403.0

<b>Appropriated Expenditure</b>	Actual FY 2019	Estimate FY 2020	Estimate FY 2021
<b>Expenditure Categories</b>			
Personal Services	0.0	0.0	0.0
Employee Related Expenses	0.0	0.0	0.0
Prof. And Outside Services	0.0	0.0	0.0
Travel - In State	0.0	0.0	0.0
Travel - Out of State	0.0	0.0	0.0
Food	0.0	0.0	0.0
Aid to Organizations and Individuals	0.0	0.0	0.0
Other Operating Expenses	0.0	0.0	0.0
Equipment	0.0	0.0	0.0
Capital Outlay	0.0	0.0	0.0
Debt Service	0.0	0.0	0.0
Cost Allocation	0.0	0.0	0.0
Transfers	0.0	0.0	0.0
<b>Expenditure Categories Total:</b>	0.0	0.0	0.0
Non-Lapsing Authority from Prior Years	0.0	0.0	0.0
Administrative Adjustments	0.0	0.0	0.0
Capital Projects (Land, Buildings,Improvements)	0.0	0.0	0.0
Appropriated 27th Pay Roll	0.0	0.0	0.0
Legislative Fund Transfers	0.0	0.0	0.0
IT Project Transfers	0.0	0.0	0.0
<b>Appropriated Expenditure Total:</b>	0.0	0.0	0.0
<b>Appropriated FTE:</b>	0.0	0.0	0.0

<b>Non-Appropriated Expenditure</b>	Actual FY 2019	Estimate FY 2020	Estimate FY 2021
<b>Expenditure Categories</b>			
Personal Services	72.4	1,112.0	1,112.0
Employee Related Expenses	27.9	411.4	411.4
Prof. And Outside Services	3.2	6.5	6.5
Travel - In State	125.1	125.0	125.0
Travel - Out of State	52.0	55.0	55.0
Food	0.0	0.0	0.0
Aid to Organizations and Individuals	0.0	0.0	0.0
Other Operating Expenses	306.7	179.2	179.2
Equipment	0.0	0.0	0.0
Capital Outlay	0.0	0.0	0.0
Debt Service	0.0	0.0	0.0
Cost Allocation	0.0	0.0	0.0
Transfers	1.2	0.0	0.0
<b>Expenditure Categories Total:</b>	588.5	1,889.1	1,889.1
Cap Transfer due to Fund Balance	0.0	0.0	0.0
Residual Equity Transfer	0.0	0.0	0.0
Prior Commitments or Obligated Expenditures	0.0	0.0	0.0
Non Appropriated 27th Pay Roll	0.0	0.0	0.0
<b>Non-Appropriated Expenditure Total:</b>	588.5	1,889.1	1,889.1
<b>Non-Appropriated FTE:</b>	2.0	19.0	19.0

## Sources and Uses of Funds

Agency: Corporation Commission

### Fund Description

OSPB: Revenues come from the U.S. Department of Transportation. Funds are used to reimburse up to 50% of costs associated with the inspection of interstate pipelines transporting gas and hazardous liquids, and to conduct a pipeline safety program.

## Sources and Uses of Funds

**Agency:** Corporation Commission

**Fund:** CC2076 Utility Siting Fund

<b>Cash Flow Summary</b>	<b>Actual FY 2019</b>	<b>Estimate FY 2020</b>	<b>Estimate FY 2021</b>
Balance Forward from Prior Year	4.5	0.4	0.5
Revenue (From Revenue Schedule)	13.3	16.0	16.0
Total Available	17.8	16.4	16.5
Total Appropriated Disbursements	0.0	0.0	0.0
Total Non-Appropriated Disbursements	17.4	15.9	15.9
Balance Forward to Next Year	0.4	0.5	0.6

<b>Appropriated Expenditure</b>	<b>Actual FY 2019</b>	<b>Estimate FY 2020</b>	<b>Estimate FY 2021</b>
<b>Expenditure Categories</b>			
Personal Services	0.0	0.0	0.0
Employee Related Expenses	0.0	0.0	0.0
Prof. And Outside Services	0.0	0.0	0.0
Travel - In State	0.0	0.0	0.0
Travel - Out of State	0.0	0.0	0.0
Food	0.0	0.0	0.0
Aid to Organizations and Individuals	0.0	0.0	0.0
Other Operating Expenses	0.0	0.0	0.0
Equipment	0.0	0.0	0.0
Capital Outlay	0.0	0.0	0.0
Debt Service	0.0	0.0	0.0
Cost Allocation	0.0	0.0	0.0
Transfers	0.0	0.0	0.0
<b>Expenditure Categories Total:</b>	<b>0.0</b>	<b>0.0</b>	<b>0.0</b>
Non-Lapsing Authority from Prior Years	0.0	0.0	0.0
Administrative Adjustments	0.0	0.0	0.0
Capital Projects (Land, Buildings,Improvements)	0.0	0.0	0.0
Appropriated 27th Pay Roll	0.0	0.0	0.0
Legislative Fund Transfers	0.0	0.0	0.0
IT Project Transfers	0.0	0.0	0.0
<b>Appropriated Expenditure Total:</b>	<b>0.0</b>	<b>0.0</b>	<b>0.0</b>
<b>Appropriated FTE:</b>	<b>0.0</b>	<b>0.0</b>	<b>0.0</b>

<b>Non-Appropriated Expenditure</b>	<b>Actual FY 2019</b>	<b>Estimate FY 2020</b>	<b>Estimate FY 2021</b>
<b>Expenditure Categories</b>			
Personal Services	10.2	10.2	10.2
Employee Related Expenses	0.9	0.9	0.9
Prof. And Outside Services	0.0	0.0	0.0
Travel - In State	3.7	3.7	3.7
Travel - Out of State	0.0	0.0	0.0
Food	0.0	0.0	0.0
Aid to Organizations and Individuals	0.0	0.0	0.0
Other Operating Expenses	2.6	1.1	1.1
Equipment	0.0	0.0	0.0
Capital Outlay	0.0	0.0	0.0
Debt Service	0.0	0.0	0.0
Cost Allocation	0.0	0.0	0.0
Transfers	0.0	0.0	0.0
<b>Expenditure Categories Total:</b>	<b>17.4</b>	<b>15.9</b>	<b>15.9</b>
Cap Transfer due to Fund Balance	0.0	0.0	0.0
Residual Equity Transfer	0.0	0.0	0.0
Prior Commitments or Obligated Expenditures	0.0	0.0	0.0
Non Appropriated 27th Pay Roll	0.0	0.0	0.0
<b>Non-Appropriated Expenditure Total:</b>	<b>17.4</b>	<b>15.9</b>	<b>15.9</b>
<b>Non-Appropriated FTE:</b>	<b>0.0</b>	<b>0.0</b>	<b>0.0</b>

# Sources and Uses of Funds

Agency: Corporation Commission

## Fund Description

OSPB: Funds come from fees paid for applications to the Line Siting Committee for proposed and expanded power plants and transmission lines. Funds are used for costs incurred by the Line Siting Committee in connection with the activities of the Committee.

## Sources and Uses of Funds

<b>Agency:</b>	Corporation Commission
<b>Fund:</b>	CC2172 Utility Regulation Revolving

<b>Cash Flow Summary</b>	<b>Actual FY 2019</b>	<b>Estimate FY 2020</b>	<b>Estimate FY 2021</b>
Balance Forward from Prior Year	6,674.3	17,371.1	22,780.5
Revenue (From Revenue Schedule)	25,389.8	20,003.5	20,003.5
Total Available	32,064.1	37,374.6	42,784.0
Total Appropriated Disbursements	14,693.0	14,594.1	17,591.7
Total Non-Appropriated Disbursements	0.0	0.0	0.0
Balance Forward to Next Year	17,371.1	22,780.5	25,192.3

<b>Appropriated Expenditure</b>	<b>Actual FY 2019</b>	<b>Estimate FY 2020</b>	<b>Estimate FY 2021</b>
<b>Expenditure Categories</b>			
Personal Services	8,948.9	8,673.0	10,790.4
Employee Related Expenses	3,235.7	3,242.4	3,739.5
Prof. And Outside Services	148.2	525.3	525.3
Travel - In State	144.9	156.3	156.3
Travel - Out of State	92.6	98.0	98.0
Food	0.0	0.0	0.0
Aid to Organizations and Individuals	0.0	0.0	0.0
Other Operating Expenses	1,257.9	1,778.7	2,264.2
Equipment	30.0	18.0	18.0
Capital Outlay	0.0	0.0	0.0
Debt Service	0.0	0.0	0.0
Cost Allocation	0.0	0.0	0.0
Transfers	148.2	0.0	0.0
<b>Expenditure Categories Total:</b>	<b>14,006.4</b>	<b>14,491.7</b>	<b>17,591.7</b>
Non-Lapsing Authority from Prior Years	0.0	0.0	0.0
Administrative Adjustments	686.6	102.4	0.0
Capital Projects (Land, Buildings,Improvements)	0.0	0.0	0.0
Appropriated 27th Pay Roll	0.0	0.0	0.0
Legislative Fund Transfers	0.0	0.0	0.0
IT Project Transfers	0.0	0.0	0.0
<b>Appropriated Expenditure Total:</b>	<b>14,693.0</b>	<b>14,594.1</b>	<b>17,591.7</b>
<b>Appropriated FTE:</b>	127.5	146.2	154.2

<b>Non-Appropriated Expenditure</b>	<b>Actual FY 2019</b>	<b>Estimate FY 2020</b>	<b>Estimate FY 2021</b>
<b>Expenditure Categories</b>			
Personal Services	0.0	0.0	0.0
Employee Related Expenses	0.0	0.0	0.0
Prof. And Outside Services	0.0	0.0	0.0
Travel - In State	0.0	0.0	0.0
Travel - Out of State	0.0	0.0	0.0
Food	0.0	0.0	0.0
Aid to Organizations and Individuals	0.0	0.0	0.0
Other Operating Expenses	0.0	0.0	0.0
Equipment	0.0	0.0	0.0
Capital Outlay	0.0	0.0	0.0
Debt Service	0.0	0.0	0.0
Cost Allocation	0.0	0.0	0.0
Transfers	0.0	0.0	0.0
<b>Expenditure Categories Total:</b>	<b>0.0</b>	<b>0.0</b>	<b>0.0</b>
Cap Transfer due to Fund Balance	0.0	0.0	0.0
Residual Equity Transfer	0.0	0.0	0.0
Prior Commitments or Obligated Expenditures	0.0	0.0	0.0
Non Appropriated 27th Pay Roll	0.0	0.0	0.0
<b>Non-Appropriated Expenditure Total:</b>	<b>0.0</b>	<b>0.0</b>	<b>0.0</b>
<b>Non-Appropriated FTE:</b>	0.0	0.0	0.0

# Sources and Uses of Funds

Agency: Corporation Commission

## Fund Description

OSPB: Revenues consist of annual assessments against public utilities regulated by the Commission. Funds are used to conduct research and analysis to the elected commissioners on all matters relating to the regulation of public service corporations.



## Sources and Uses of Funds

<b>Agency:</b>	Corporation Commission
<b>Fund:</b>	CC2174 Pipeline Safety Revolving Fund

<b>Cash Flow Summary</b>	Actual FY 2019	Estimate FY 2020	Estimate FY 2021
Balance Forward from Prior Year	144.2	0.0	0.0
Revenue (From Revenue Schedule)	0.0	0.0	0.0
Total Available	144.2	0.0	0.0
Total Appropriated Disbursements	144.2	0.0	0.0
Total Non-Appropriated Disbursements	0.0	0.0	0.0
Balance Forward to Next Year	0.0	0.0	0.0

<b>Appropriated Expenditure</b>	Actual FY 2019	Estimate FY 2020	Estimate FY 2021
<b>Expenditure Categories</b>			
Personal Services	0.0	0.0	0.0
Employee Related Expenses	0.0	0.0	0.0
Prof. And Outside Services	0.0	0.0	0.0
Travel - In State	0.0	0.0	0.0
Travel - Out of State	0.0	0.0	0.0
Food	0.0	0.0	0.0
Aid to Organizations and Individuals	0.0	0.0	0.0
Other Operating Expenses	0.0	0.0	0.0
Equipment	0.0	0.0	0.0
Capital Outlay	0.0	0.0	0.0
Debt Service	0.0	0.0	0.0
Cost Allocation	0.0	0.0	0.0
Transfers	0.0	0.0	0.0
<b>Expenditure Categories Total:</b>	0.0	0.0	0.0
Non-Lapsing Authority from Prior Years	0.0	0.0	0.0
Administrative Adjustments	0.0	0.0	0.0
Capital Projects (Land, Buildings,Improvements)	0.0	0.0	0.0
Appropriated 27th Pay Roll	0.0	0.0	0.0
Legislative Fund Transfers	144.2	0.0	0.0
IT Project Transfers	0.0	0.0	0.0
<b>Appropriated Expenditure Total:</b>	144.2	0.0	0.0
<b>Appropriated FTE:</b>	0.0	0.0	0.0

<b>Non-Appropriated Expenditure</b>	Actual FY 2019	Estimate FY 2020	Estimate FY 2021
<b>Expenditure Categories</b>			
Personal Services	0.0	0.0	0.0
Employee Related Expenses	0.0	0.0	0.0
Prof. And Outside Services	0.0	0.0	0.0
Travel - In State	0.0	0.0	0.0
Travel - Out of State	0.0	0.0	0.0
Food	0.0	0.0	0.0
Aid to Organizations and Individuals	0.0	0.0	0.0
Other Operating Expenses	0.0	0.0	0.0
Equipment	0.0	0.0	0.0
Capital Outlay	0.0	0.0	0.0
Debt Service	0.0	0.0	0.0
Cost Allocation	0.0	0.0	0.0
Transfers	0.0	0.0	0.0
<b>Expenditure Categories Total:</b>	0.0	0.0	0.0
Cap Transfer due to Fund Balance	0.0	0.0	0.0
Residual Equity Transfer	0.0	0.0	0.0
Prior Commitments or Obligated Expenditures	0.0	0.0	0.0
Non Appropriated 27th Pay Roll	0.0	0.0	0.0
<b>Non-Appropriated Expenditure Total:</b>	0.0	0.0	0.0
<b>Non-Appropriated FTE:</b>	0.0	0.0	0.0

# Sources and Uses of Funds

Agency: Corporation Commission

## Fund Description

OSPB: Revenues include monies collected from civil penalties assessed to enforce rules and regulations relating to pipeline safety. Funds are used for pipeline inspections, public education, training, and purchasing equipment.

## Sources and Uses of Funds

<b>Agency:</b>	<b>Corporation Commission</b>
<b>Fund:</b>	<b>CC2175 Residential Utility Consumer Office Revolving</b>

<b>Cash Flow Summary</b>	<b>Actual FY 2019</b>	<b>Estimate FY 2020</b>	<b>Estimate FY 2021</b>
Balance Forward from Prior Year	1.5	965.0	2,265.0
Revenue (From Revenue Schedule)	963.5	1,300.0	1,300.0
Total Available	965.0	2,265.0	3,565.0
Total Appropriated Disbursements	0.0	0.0	0.0
Total Non-Appropriated Disbursements	0.0	0.0	0.0
Balance Forward to Next Year	965.0	2,265.0	3,565.0

<b>Appropriated Expenditure</b>	<b>Actual FY 2019</b>	<b>Estimate FY 2020</b>	<b>Estimate FY 2021</b>
<b>Expenditure Categories</b>			
Personal Services	0.0	0.0	0.0
Employee Related Expenses	0.0	0.0	0.0
Prof. And Outside Services	0.0	0.0	0.0
Travel - In State	0.0	0.0	0.0
Travel - Out of State	0.0	0.0	0.0
Food	0.0	0.0	0.0
Aid to Organizations and Individuals	0.0	0.0	0.0
Other Operating Expenses	0.0	0.0	0.0
Equipment	0.0	0.0	0.0
Capital Outlay	0.0	0.0	0.0
Debt Service	0.0	0.0	0.0
Cost Allocation	0.0	0.0	0.0
Transfers	0.0	0.0	0.0
<b>Expenditure Categories Total:</b>	<b>0.0</b>	<b>0.0</b>	<b>0.0</b>
Non-Lapsing Authority from Prior Years	0.0	0.0	0.0
Administrative Adjustments	0.0	0.0	0.0
Capital Projects (Land, Buildings,Improvements)	0.0	0.0	0.0
Appropriated 27th Pay Roll	0.0	0.0	0.0
Legislative Fund Transfers	0.0	0.0	0.0
IT Project Transfers	0.0	0.0	0.0
<b>Appropriated Expenditure Total:</b>	<b>0.0</b>	<b>0.0</b>	<b>0.0</b>
<b>Appropriated FTE:</b>	<b>0.0</b>	<b>0.0</b>	<b>0.0</b>

<b>Non-Appropriated Expenditure</b>	<b>Actual FY 2019</b>	<b>Estimate FY 2020</b>	<b>Estimate FY 2021</b>
<b>Expenditure Categories</b>			
Personal Services	0.0	0.0	0.0
Employee Related Expenses	0.0	0.0	0.0
Prof. And Outside Services	0.0	0.0	0.0
Travel - In State	0.0	0.0	0.0
Travel - Out of State	0.0	0.0	0.0
Food	0.0	0.0	0.0
Aid to Organizations and Individuals	0.0	0.0	0.0
Other Operating Expenses	0.0	0.0	0.0
Equipment	0.0	0.0	0.0
Capital Outlay	0.0	0.0	0.0
Debt Service	0.0	0.0	0.0
Cost Allocation	0.0	0.0	0.0
Transfers	0.0	0.0	0.0
<b>Expenditure Categories Total:</b>	<b>0.0</b>	<b>0.0</b>	<b>0.0</b>
Cap Transfer due to Fund Balance	0.0	0.0	0.0
Residual Equity Transfer	0.0	0.0	0.0
Prior Commitments or Obligated Expenditures	0.0	0.0	0.0
Non Appropriated 27th Pay Roll	0.0	0.0	0.0
<b>Non-Appropriated Expenditure Total:</b>	<b>0.0</b>	<b>0.0</b>	<b>0.0</b>
<b>Non-Appropriated FTE:</b>	<b>0.0</b>	<b>0.0</b>	<b>0.0</b>

## Sources and Uses of Funds

Agency: Corporation Commission

### Fund Description

OSP: This fund consists of annual residential consumer assessments against each qualifying public service corporation. The fund is used to pay for the operation of the Residential Utility Consumer Office.

## Sources and Uses of Funds

<b>Agency:</b>	<b>Corporation Commission</b>
<b>Fund:</b>	<b>CC2264 Securities Regulatory &amp; Enforcement</b>

<b>Cash Flow Summary</b>	<b>Actual FY 2019</b>	<b>Estimate FY 2020</b>	<b>Estimate FY 2021</b>
Balance Forward from Prior Year	7,266.9	7,819.5	7,712.8
Revenue (From Revenue Schedule)	27,070.0	26,500.0	26,500.0
Total Available	34,336.9	34,319.5	34,212.8
Total Appropriated Disbursements	4,744.1	5,156.7	5,405.8
Total Non-Appropriated Disbursements	21,773.3	21,450.0	21,450.0
Balance Forward to Next Year	7,819.5	7,712.8	7,357.0

<b>Appropriated Expenditure</b>	<b>Actual FY 2019</b>	<b>Estimate FY 2020</b>	<b>Estimate FY 2021</b>
<b>Expenditure Categories</b>			
Personal Services	2,750.9	3,063.9	3,303.9
Employee Related Expenses	1,065.6	1,242.5	1,292.5
Prof. And Outside Services	104.2	99.0	99.0
Travel - In State	22.1	25.5	25.5
Travel - Out of State	14.3	14.5	14.5
Food	0.0	0.0	0.0
Aid to Organizations and Individuals	0.0	0.0	0.0
Other Operating Expenses	658.9	665.4	665.4
Equipment	17.5	5.0	5.0
Capital Outlay	0.0	0.0	0.0
Debt Service	0.0	0.0	0.0
Cost Allocation	0.0	0.0	0.0
Transfers	69.6	0.0	0.0
<b>Expenditure Categories Total:</b>	<b>4,703.1</b>	<b>5,115.8</b>	<b>5,405.8</b>
Non-Lapsing Authority from Prior Years	0.0	0.0	0.0
Administrative Adjustments	41.0	40.9	0.0
Capital Projects (Land, Buildings,Improvements)	0.0	0.0	0.0
Appropriated 27th Pay Roll	0.0	0.0	0.0
Legislative Fund Transfers	0.0	0.0	0.0
IT Project Transfers	0.0	0.0	0.0
<b>Appropriated Expenditure Total:</b>	<b>4,744.1</b>	<b>5,156.7</b>	<b>5,405.8</b>
<b>Appropriated FTE:</b>	<b>45.0</b>	<b>56.5</b>	<b>56.5</b>

<b>Non-Appropriated Expenditure</b>	<b>Actual FY 2019</b>	<b>Estimate FY 2020</b>	<b>Estimate FY 2021</b>
<b>Expenditure Categories</b>			
Personal Services	0.0	0.0	0.0
Employee Related Expenses	0.0	0.0	0.0
Prof. And Outside Services	0.0	0.0	0.0
Travel - In State	0.0	0.0	0.0
Travel - Out of State	0.0	0.0	0.0
Food	0.0	0.0	0.0
Aid to Organizations and Individuals	0.0	0.0	0.0
Other Operating Expenses	0.0	0.0	0.0
Equipment	0.0	0.0	0.0
Capital Outlay	0.0	0.0	0.0
Debt Service	0.0	0.0	0.0
Cost Allocation	0.0	0.0	0.0
Transfers	0.0	0.0	0.0
<b>Expenditure Categories Total:</b>	<b>0.0</b>	<b>0.0</b>	<b>0.0</b>
Cap Transfer due to Fund Balance	21,773.3	21,450.0	21,450.0
Residual Equity Transfer	0.0	0.0	0.0
Prior Commitments or Obligated Expenditures	0.0	0.0	0.0
Non Appropriated 27th Pay Roll	0.0	0.0	0.0
<b>Non-Appropriated Expenditure Total:</b>	<b>21,773.3</b>	<b>21,450.0</b>	<b>21,450.0</b>
<b>Non-Appropriated FTE:</b>	<b>0.0</b>	<b>0.0</b>	<b>0.0</b>

## Sources and Uses of Funds

Agency: Corporation Commission

### Fund Description

OSPB: Revenues include part of a registration fee for each dealer and salesman, part of the fee for a salesman transferring registration from one registered dealer to another, and an exchange registration fee for each unit of a security exchanged. The Commissio

## Sources and Uses of Funds

<b>Agency:</b>	Corporation Commission
<b>Fund:</b>	CC2321 Utility Surety Fund

<b>Cash Flow Summary</b>	Actual FY 2019	Estimate FY 2020	Estimate FY 2021
Balance Forward from Prior Year	0.5	0.5	0.5
Revenue (From Revenue Schedule)	0.0	0.0	0.0
Total Available	0.5	0.5	0.5
Total Appropriated Disbursements	0.0	0.0	0.0
Total Non-Appropriated Disbursements	0.0	0.0	0.0
Balance Forward to Next Year	0.5	0.5	0.5

<b>Appropriated Expenditure</b>	Actual FY 2019	Estimate FY 2020	Estimate FY 2021
<b>Expenditure Categories</b>			
Personal Services	0.0	0.0	0.0
Employee Related Expenses	0.0	0.0	0.0
Prof. And Outside Services	0.0	0.0	0.0
Travel - In State	0.0	0.0	0.0
Travel - Out of State	0.0	0.0	0.0
Food	0.0	0.0	0.0
Aid to Organizations and Individuals	0.0	0.0	0.0
Other Operating Expenses	0.0	0.0	0.0
Equipment	0.0	0.0	0.0
Capital Outlay	0.0	0.0	0.0
Debt Service	0.0	0.0	0.0
Cost Allocation	0.0	0.0	0.0
Transfers	0.0	0.0	0.0
<b>Expenditure Categories Total:</b>	0.0	0.0	0.0
Non-Lapsing Authority from Prior Years	0.0	0.0	0.0
Administrative Adjustments	0.0	0.0	0.0
Capital Projects (Land, Buildings,Improvements)	0.0	0.0	0.0
Appropriated 27th Pay Roll	0.0	0.0	0.0
Legislative Fund Transfers	0.0	0.0	0.0
IT Project Transfers	0.0	0.0	0.0
<b>Appropriated Expenditure Total:</b>	0.0	0.0	0.0
<b>Appropriated FTE:</b>	0.0	0.0	0.0

<b>Non-Appropriated Expenditure</b>	Actual FY 2019	Estimate FY 2020	Estimate FY 2021
<b>Expenditure Categories</b>			
Personal Services	0.0	0.0	0.0
Employee Related Expenses	0.0	0.0	0.0
Prof. And Outside Services	0.0	0.0	0.0
Travel - In State	0.0	0.0	0.0
Travel - Out of State	0.0	0.0	0.0
Food	0.0	0.0	0.0
Aid to Organizations and Individuals	0.0	0.0	0.0
Other Operating Expenses	0.0	0.0	0.0
Equipment	0.0	0.0	0.0
Capital Outlay	0.0	0.0	0.0
Debt Service	0.0	0.0	0.0
Cost Allocation	0.0	0.0	0.0
Transfers	0.0	0.0	0.0
<b>Expenditure Categories Total:</b>	0.0	0.0	0.0
Cap Transfer due to Fund Balance	0.0	0.0	0.0
Residual Equity Transfer	0.0	0.0	0.0
Prior Commitments or Obligated Expenditures	0.0	0.0	0.0
Non Appropriated 27th Pay Roll	0.0	0.0	0.0
<b>Non-Appropriated Expenditure Total:</b>	0.0	0.0	0.0
<b>Non-Appropriated FTE:</b>	0.0	0.0	0.0

# Sources and Uses of Funds

Agency: Corporation Commission

## Fund Description

OSP: Monies in the fund consist of deposits ordered by the Commission from public utilities as penalties for violations. Funds are used for the benefit of customers of public service corporations who have lost service as a result of violations.



## Sources and Uses of Funds

<b>Agency:</b>	<b>Corporation Commission</b>
<b>Fund:</b>	<b>CC2333 Public Access Fund</b>

<b>Cash Flow Summary</b>	<b>Actual FY 2019</b>	<b>Estimate FY 2020</b>	<b>Estimate FY 2021</b>
Balance Forward from Prior Year	868.4	1,731.5	1,314.6
Revenue (From Revenue Schedule)	7,721.1	7,050.0	7,050.0
Total Available	8,589.5	8,781.5	8,364.6
Total Appropriated Disbursements	6,189.6	6,966.9	6,771.8
Total Non-Appropriated Disbursements	668.4	500.0	400.0
Balance Forward to Next Year	1,731.5	1,314.6	1,192.8

<b>Appropriated Expenditure</b>	<b>Actual FY 2019</b>	<b>Estimate FY 2020</b>	<b>Estimate FY 2021</b>
<b>Expenditure Categories</b>			
Personal Services	2,680.7	3,647.1	3,647.1
Employee Related Expenses	1,233.1	1,518.2	1,518.2
Prof. And Outside Services	750.3	337.8	337.8
Travel - In State	4.0	1.6	1.6
Travel - Out of State	2.2	3.5	3.5
Food	0.0	0.0	0.0
Aid to Organizations and Individuals	0.0	0.0	0.0
Other Operating Expenses	1,268.8	1,111.5	1,111.5
Equipment	156.9	152.1	152.1
Capital Outlay	0.0	0.0	0.0
Debt Service	0.0	0.0	0.0
Cost Allocation	0.0	0.0	0.0
Transfers	0.3	0.0	0.0
<b>Expenditure Categories Total:</b>	<b>6,096.3</b>	<b>6,771.8</b>	<b>6,771.8</b>
Non-Lapsing Authority from Prior Years	0.0	0.0	0.0
Administrative Adjustments	93.3	195.1	0.0
Capital Projects (Land, Buildings,Improvements)	0.0	0.0	0.0
Appropriated 27th Pay Roll	0.0	0.0	0.0
Legislative Fund Transfers	0.0	0.0	0.0
IT Project Transfers	0.0	0.0	0.0
<b>Appropriated Expenditure Total:</b>	<b>6,189.6</b>	<b>6,966.9</b>	<b>6,771.8</b>
<b>Appropriated FTE:</b>	<b>59.5</b>	<b>81.0</b>	<b>81.0</b>

<b>Non-Appropriated Expenditure</b>	<b>Actual FY 2019</b>	<b>Estimate FY 2020</b>	<b>Estimate FY 2021</b>
<b>Expenditure Categories</b>			
Personal Services	0.0	0.0	0.0
Employee Related Expenses	0.0	0.0	0.0
Prof. And Outside Services	0.0	0.0	0.0
Travel - In State	0.0	0.0	0.0
Travel - Out of State	0.0	0.0	0.0
Food	0.0	0.0	0.0
Aid to Organizations and Individuals	0.0	0.0	0.0
Other Operating Expenses	0.0	0.0	0.0
Equipment	0.0	0.0	0.0
Capital Outlay	0.0	0.0	0.0
Debt Service	0.0	0.0	0.0
Cost Allocation	0.0	0.0	0.0
Transfers	0.0	0.0	0.0
<b>Expenditure Categories Total:</b>	<b>0.0</b>	<b>0.0</b>	<b>0.0</b>
Cap Transfer due to Fund Balance	668.4	500.0	400.0
Residual Equity Transfer	0.0	0.0	0.0
Prior Commitments or Obligated Expenditures	0.0	0.0	0.0
Non Appropriated 27th Pay Roll	0.0	0.0	0.0
<b>Non-Appropriated Expenditure Total:</b>	<b>668.4</b>	<b>500.0</b>	<b>400.0</b>
<b>Non-Appropriated FTE:</b>	<b>0.0</b>	<b>0.0</b>	<b>0.0</b>

# Sources and Uses of Funds

Agency: Corporation Commission

## Fund Description

OSPB: Revenues consist of fees charged for expedited services, special computer printouts, reports, and tapes. The Commission also charges for remote access to the Commission's data processing system. Funds are used for improvements to the Commission's data pro

## Sources and Uses of Funds

<b>Agency:</b>	<b>Corporation Commission</b>
<b>Fund:</b>	<b>CC2334 Moneys on Demand</b>

<b>Cash Flow Summary</b>	<b>Actual FY 2019</b>	<b>Estimate FY 2020</b>	<b>Estimate FY 2021</b>
Balance Forward from Prior Year	839.3	650.6	710.6
Revenue (From Revenue Schedule)	(188.7)	60.0	60.0
Total Available	650.6	710.6	770.6
Total Appropriated Disbursements	0.0	0.0	0.0
Total Non-Appropriated Disbursements	0.0	0.0	0.0
Balance Forward to Next Year	650.6	710.6	770.6

<b>Appropriated Expenditure</b>	<b>Actual FY 2019</b>	<b>Estimate FY 2020</b>	<b>Estimate FY 2021</b>
<b>Expenditure Categories</b>			
Personal Services	0.0	0.0	0.0
Employee Related Expenses	0.0	0.0	0.0
Prof. And Outside Services	0.0	0.0	0.0
Travel - In State	0.0	0.0	0.0
Travel - Out of State	0.0	0.0	0.0
Food	0.0	0.0	0.0
Aid to Organizations and Individuals	0.0	0.0	0.0
Other Operating Expenses	0.0	0.0	0.0
Equipment	0.0	0.0	0.0
Capital Outlay	0.0	0.0	0.0
Debt Service	0.0	0.0	0.0
Cost Allocation	0.0	0.0	0.0
Transfers	0.0	0.0	0.0
<b>Expenditure Categories Total:</b>	<b>0.0</b>	<b>0.0</b>	<b>0.0</b>
Non-Lapsing Authority from Prior Years	0.0	0.0	0.0
Administrative Adjustments	0.0	0.0	0.0
Capital Projects (Land, Buildings,Improvements)	0.0	0.0	0.0
Appropriated 27th Pay Roll	0.0	0.0	0.0
Legislative Fund Transfers	0.0	0.0	0.0
IT Project Transfers	0.0	0.0	0.0
<b>Appropriated Expenditure Total:</b>	<b>0.0</b>	<b>0.0</b>	<b>0.0</b>
<b>Appropriated FTE:</b>	<b>0.0</b>	<b>0.0</b>	<b>0.0</b>

<b>Non-Appropriated Expenditure</b>	<b>Actual FY 2019</b>	<b>Estimate FY 2020</b>	<b>Estimate FY 2021</b>
<b>Expenditure Categories</b>			
Personal Services	0.0	0.0	0.0
Employee Related Expenses	0.0	0.0	0.0
Prof. And Outside Services	0.0	0.0	0.0
Travel - In State	0.0	0.0	0.0
Travel - Out of State	0.0	0.0	0.0
Food	0.0	0.0	0.0
Aid to Organizations and Individuals	0.0	0.0	0.0
Other Operating Expenses	0.0	0.0	0.0
Equipment	0.0	0.0	0.0
Capital Outlay	0.0	0.0	0.0
Debt Service	0.0	0.0	0.0
Cost Allocation	0.0	0.0	0.0
Transfers	0.0	0.0	0.0
<b>Expenditure Categories Total:</b>	<b>0.0</b>	<b>0.0</b>	<b>0.0</b>
Cap Transfer due to Fund Balance	0.0	0.0	0.0
Residual Equity Transfer	0.0	0.0	0.0
Prior Commitments or Obligated Expenditures	0.0	0.0	0.0
Non Appropriated 27th Pay Roll	0.0	0.0	0.0
<b>Non-Appropriated Expenditure Total:</b>	<b>0.0</b>	<b>0.0</b>	<b>0.0</b>
<b>Non-Appropriated FTE:</b>	<b>0.0</b>	<b>0.0</b>	<b>0.0</b>

# Sources and Uses of Funds

Agency: Corporation Commission

## Fund Description

OSPB: The Monies On Demand Fund contains deposits made by Customers of the Corporations Division that maintain On Demand Accounts. The client balances allow for fax filings, multiple business filings, etc., without delay for lack of payment in advance or having

## Sources and Uses of Funds

<b>Agency:</b>	Corporation Commission
<b>Fund:</b>	CC2404 Securities Investment Management Fund

<b>Cash Flow Summary</b>	Actual FY 2019	Estimate FY 2020	Estimate FY 2021
Balance Forward from Prior Year	1,757.2	1,825.6	1,812.6
Revenue (From Revenue Schedule)	3,213.2	3,105.0	3,105.0
Total Available	4,970.4	4,930.6	4,917.6
Total Appropriated Disbursements	714.7	718.0	718.0
Total Non-Appropriated Disbursements	2,430.1	2,400.0	2,400.0
Balance Forward to Next Year	1,825.6	1,812.6	1,799.6

<b>Appropriated Expenditure</b>	Actual FY 2019	Estimate FY 2020	Estimate FY 2021
<b>Expenditure Categories</b>			
Personal Services	518.6	490.6	490.6
Employee Related Expenses	195.4	184.4	184.4
Prof. And Outside Services	0.0	0.0	0.0
Travel - In State	0.1	0.0	0.0
Travel - Out of State	0.6	0.0	0.0
Food	0.0	0.0	0.0
Aid to Organizations and Individuals	0.0	0.0	0.0
Other Operating Expenses	0.0	43.0	43.0
Equipment	0.0	0.0	0.0
Capital Outlay	0.0	0.0	0.0
Debt Service	0.0	0.0	0.0
Cost Allocation	0.0	0.0	0.0
Transfers	0.0	0.0	0.0
<b>Expenditure Categories Total:</b>	<b>714.7</b>	<b>718.0</b>	<b>718.0</b>
Non-Lapsing Authority from Prior Years	0.0	0.0	0.0
Administrative Adjustments	0.0	0.0	0.0
Capital Projects (Land, Buildings,Improvements)	0.0	0.0	0.0
Appropriated 27th Pay Roll	0.0	0.0	0.0
Legislative Fund Transfers	0.0	0.0	0.0
IT Project Transfers	0.0	0.0	0.0
<b>Appropriated Expenditure Total:</b>	<b>714.7</b>	<b>718.0</b>	<b>718.0</b>
<b>Appropriated FTE:</b>	<b>8.0</b>	<b>10.0</b>	<b>10.0</b>

<b>Non-Appropriated Expenditure</b>	Actual FY 2019	Estimate FY 2020	Estimate FY 2021
<b>Expenditure Categories</b>			
Personal Services	0.0	0.0	0.0
Employee Related Expenses	0.0	0.0	0.0
Prof. And Outside Services	0.0	0.0	0.0
Travel - In State	0.0	0.0	0.0
Travel - Out of State	0.0	0.0	0.0
Food	0.0	0.0	0.0
Aid to Organizations and Individuals	0.0	0.0	0.0
Other Operating Expenses	0.0	0.0	0.0
Equipment	0.0	0.0	0.0
Capital Outlay	0.0	0.0	0.0
Debt Service	0.0	0.0	0.0
Cost Allocation	0.0	0.0	0.0
Transfers	0.0	0.0	0.0
<b>Expenditure Categories Total:</b>	<b>0.0</b>	<b>0.0</b>	<b>0.0</b>
Cap Transfer due to Fund Balance	2,430.1	2,400.0	2,400.0
Residual Equity Transfer	0.0	0.0	0.0
Prior Commitments or Obligated Expenditures	0.0	0.0	0.0
Non Appropriated 27th Pay Roll	0.0	0.0	0.0
<b>Non-Appropriated Expenditure Total:</b>	<b>2,430.1</b>	<b>2,400.0</b>	<b>2,400.0</b>
<b>Non-Appropriated FTE:</b>	<b>0.0</b>	<b>0.0</b>	<b>0.0</b>

# Sources and Uses of Funds

Agency: Corporation Commission

## Fund Description

OSP: Revenues consist of fees and costs collected pursuant to enforcement of investment management regulations. The Commission uses these funds for education, regulatory, investigative, and enforcement operations in the securities division. Year end balances

## Sources and Uses of Funds

<b>Agency:</b>	Corporation Commission
<b>Fund:</b>	CC2500 IGA and ISA Fund

<b>Cash Flow Summary</b>	Actual FY 2019	Estimate FY 2020	Estimate FY 2021
Balance Forward from Prior Year	7.0	6.6	5.6
Revenue (From Revenue Schedule)	0.6	1.0	1.0
Total Available	7.6	7.6	6.6
Total Appropriated Disbursements	0.0	0.0	0.0
Total Non-Appropriated Disbursements	1.0	2.0	2.0
Balance Forward to Next Year	6.6	5.6	4.6

<b>Appropriated Expenditure</b>	Actual FY 2019	Estimate FY 2020	Estimate FY 2021
<b>Expenditure Categories</b>			
Personal Services	0.0	0.0	0.0
Employee Related Expenses	0.0	0.0	0.0
Prof. And Outside Services	0.0	0.0	0.0
Travel - In State	0.0	0.0	0.0
Travel - Out of State	0.0	0.0	0.0
Food	0.0	0.0	0.0
Aid to Organizations and Individuals	0.0	0.0	0.0
Other Operating Expenses	0.0	0.0	0.0
Equipment	0.0	0.0	0.0
Capital Outlay	0.0	0.0	0.0
Debt Service	0.0	0.0	0.0
Cost Allocation	0.0	0.0	0.0
Transfers	0.0	0.0	0.0
<b>Expenditure Categories Total:</b>	0.0	0.0	0.0
Non-Lapsing Authority from Prior Years	0.0	0.0	0.0
Administrative Adjustments	0.0	0.0	0.0
Capital Projects (Land, Buildings,Improvements)	0.0	0.0	0.0
Appropriated 27th Pay Roll	0.0	0.0	0.0
Legislative Fund Transfers	0.0	0.0	0.0
IT Project Transfers	0.0	0.0	0.0
<b>Appropriated Expenditure Total:</b>	0.0	0.0	0.0
<b>Appropriated FTE:</b>	0.0	0.0	0.0

<b>Non-Appropriated Expenditure</b>	Actual FY 2019	Estimate FY 2020	Estimate FY 2021
<b>Expenditure Categories</b>			
Personal Services	0.0	0.0	0.0
Employee Related Expenses	0.0	0.0	0.0
Prof. And Outside Services	0.0	0.0	0.0
Travel - In State	0.0	0.0	0.0
Travel - Out of State	0.0	0.0	0.0
Food	0.0	0.0	0.0
Aid to Organizations and Individuals	0.0	0.0	0.0
Other Operating Expenses	1.0	2.0	2.0
Equipment	0.0	0.0	0.0
Capital Outlay	0.0	0.0	0.0
Debt Service	0.0	0.0	0.0
Cost Allocation	0.0	0.0	0.0
Transfers	0.0	0.0	0.0
<b>Expenditure Categories Total:</b>	1.0	2.0	2.0
Cap Transfer due to Fund Balance	0.0	0.0	0.0
Residual Equity Transfer	0.0	0.0	0.0
Prior Commitments or Obligated Expenditures	0.0	0.0	0.0
Non Appropriated 27th Pay Roll	0.0	0.0	0.0
<b>Non-Appropriated Expenditure Total:</b>	1.0	2.0	2.0
<b>Non-Appropriated FTE:</b>	0.0	0.0	0.0

## Sources and Uses of Funds

Agency: Corporation Commission

### Fund Description

OSPB: This fund was established for state agencies as a clearing account to properly account for, control, and report receipts and disbursements associated with intergovernmental and interagency service agreements, which are not reported in other funds.



## Sources and Uses of Funds

<b>Agency:</b>	Corporation Commission
<b>Fund:</b>	CC2548 Arizona Competes Fund

<b>Cash Flow Summary</b>	Actual FY 2019	Estimate FY 2020	Estimate FY 2021
Balance Forward from Prior Year	0.0	0.0	0.0
Total Available	0.0	0.0	0.0
Total Appropriated Disbursements	0.0	0.0	0.0
Total Non-Appropriated Disbursements	0.0	0.0	0.0
Balance Forward to Next Year	0.0	0.0	0.0

<b>Appropriated Expenditure</b>	Actual FY 2019	Estimate FY 2020	Estimate FY 2021
<b>Expenditure Categories</b>			
Personal Services	0.0	0.0	0.0
Employee Related Expenses	0.0	0.0	0.0
Prof. And Outside Services	0.0	0.0	0.0
Travel - In State	0.0	0.0	0.0
Travel - Out of State	0.0	0.0	0.0
Food	0.0	0.0	0.0
Aid to Organizations and Individuals	0.0	0.0	0.0
Other Operating Expenses	0.0	0.0	0.0
Equipment	0.0	0.0	0.0
Capital Outlay	0.0	0.0	0.0
Debt Service	0.0	0.0	0.0
Cost Allocation	0.0	0.0	0.0
Transfers	0.0	0.0	0.0
<b>Expenditure Categories Total:</b>	0.0	0.0	0.0
Non-Lapsing Authority from Prior Years	0.0	0.0	0.0
Administrative Adjustments	0.0	0.0	0.0
Capital Projects (Land, Buildings,Improvements)	0.0	0.0	0.0
Appropriated 27th Pay Roll	0.0	0.0	0.0
Legislative Fund Transfers	0.0	0.0	0.0
IT Project Transfers	0.0	0.0	0.0
<b>Appropriated Expenditure Total:</b>	0.0	0.0	0.0
<b>Appropriated FTE:</b>	0.0	0.0	0.0

<b>Non-Appropriated Expenditure</b>	Actual FY 2019	Estimate FY 2020	Estimate FY 2021
<b>Expenditure Categories</b>			
Personal Services	0.0	0.0	0.0
Employee Related Expenses	0.0	0.0	0.0
Prof. And Outside Services	0.0	0.0	0.0
Travel - In State	0.0	0.0	0.0
Travel - Out of State	0.0	0.0	0.0
Food	0.0	0.0	0.0
Aid to Organizations and Individuals	0.0	0.0	0.0
Other Operating Expenses	0.0	0.0	0.0
Equipment	0.0	0.0	0.0
Capital Outlay	0.0	0.0	0.0
Debt Service	0.0	0.0	0.0
Cost Allocation	0.0	0.0	0.0
Transfers	0.0	0.0	0.0
<b>Expenditure Categories Total:</b>	0.0	0.0	0.0
Cap Transfer due to Fund Balance	0.0	0.0	0.0
Residual Equity Transfer	0.0	0.0	0.0
Prior Commitments or Obligated Expenditures	0.0	0.0	0.0
Non Appropriated 27th Pay Roll	0.0	0.0	0.0
<b>Non-Appropriated Expenditure Total:</b>	0.0	0.0	0.0
<b>Non-Appropriated FTE:</b>	0.0	0.0	0.0

# Sources and Uses of Funds

Agency: Corporation Commission

## Fund Description

OSPB: Revenues consist of tax withholdings, state lottery fund deposits, and various Corporation Commission filing and registration fees. Monies are used to enhance economic development efforts, including deal closing grants to Arizona businesses.

## Sources and Uses of Funds

<b>Agency:</b>	Corporation Commission
<b>Fund:</b>	CC2600 Payment Card Clearing Fund

<b>Cash Flow Summary</b>	Actual FY 2019	Estimate FY 2020	Estimate FY 2021
Balance Forward from Prior Year	1,323.3	0.0	0.0
Revenue (From Revenue Schedule)	(1,323.3)	0.0	0.0
Total Available	0.0	0.0	0.0
Total Appropriated Disbursements	0.0	0.0	0.0
Total Non-Appropriated Disbursements	0.0	0.0	0.0
Balance Forward to Next Year	0.0	0.0	0.0

<b>Appropriated Expenditure</b>	Actual FY 2019	Estimate FY 2020	Estimate FY 2021
<b>Expenditure Categories</b>			
Personal Services	0.0	0.0	0.0
Employee Related Expenses	0.0	0.0	0.0
Prof. And Outside Services	0.0	0.0	0.0
Travel - In State	0.0	0.0	0.0
Travel - Out of State	0.0	0.0	0.0
Food	0.0	0.0	0.0
Aid to Organizations and Individuals	0.0	0.0	0.0
Other Operating Expenses	0.0	0.0	0.0
Equipment	0.0	0.0	0.0
Capital Outlay	0.0	0.0	0.0
Debt Service	0.0	0.0	0.0
Cost Allocation	0.0	0.0	0.0
Transfers	0.0	0.0	0.0
<b>Expenditure Categories Total:</b>	0.0	0.0	0.0
Non-Lapsing Authority from Prior Years	0.0	0.0	0.0
Administrative Adjustments	0.0	0.0	0.0
Capital Projects (Land, Buildings,Improvements)	0.0	0.0	0.0
Appropriated 27th Pay Roll	0.0	0.0	0.0
Legislative Fund Transfers	0.0	0.0	0.0
IT Project Transfers	0.0	0.0	0.0
<b>Appropriated Expenditure Total:</b>	0.0	0.0	0.0
<b>Appropriated FTE:</b>	0.0	0.0	0.0

<b>Non-Appropriated Expenditure</b>	Actual FY 2019	Estimate FY 2020	Estimate FY 2021
<b>Expenditure Categories</b>			
Personal Services	0.0	0.0	0.0
Employee Related Expenses	0.0	0.0	0.0
Prof. And Outside Services	0.0	0.0	0.0
Travel - In State	0.0	0.0	0.0
Travel - Out of State	0.0	0.0	0.0
Food	0.0	0.0	0.0
Aid to Organizations and Individuals	0.0	0.0	0.0
Other Operating Expenses	0.0	0.0	0.0
Equipment	0.0	0.0	0.0
Capital Outlay	0.0	0.0	0.0
Debt Service	0.0	0.0	0.0
Cost Allocation	0.0	0.0	0.0
Transfers	0.0	0.0	0.0
<b>Expenditure Categories Total:</b>	0.0	0.0	0.0
Cap Transfer due to Fund Balance	0.0	0.0	0.0
Residual Equity Transfer	0.0	0.0	0.0
Prior Commitments or Obligated Expenditures	0.0	0.0	0.0
Non Appropriated 27th Pay Roll	0.0	0.0	0.0
<b>Non-Appropriated Expenditure Total:</b>	0.0	0.0	0.0
<b>Non-Appropriated FTE:</b>	0.0	0.0	0.0

<b>Fund Description</b>
-------------------------

OSPB:

## Sources and Uses of Funds

<b>Agency:</b>	Corporation Commission
<b>Fund:</b>	CC2999 Federal Economic Recovery Fund

<b>Cash Flow Summary</b>	Actual FY 2019	Estimate FY 2020	Estimate FY 2021
Balance Forward from Prior Year	0.0	0.0	0.0
Total Available	0.0	0.0	0.0
Total Appropriated Disbursements	0.0	0.0	0.0
Total Non-Appropriated Disbursements	0.0	0.0	0.0
Balance Forward to Next Year	0.0	0.0	0.0

<b>Appropriated Expenditure</b>	Actual FY 2019	Estimate FY 2020	Estimate FY 2021
<b>Expenditure Categories</b>			
Personal Services	0.0	0.0	0.0
Employee Related Expenses	0.0	0.0	0.0
Prof. And Outside Services	0.0	0.0	0.0
Travel - In State	0.0	0.0	0.0
Travel - Out of State	0.0	0.0	0.0
Food	0.0	0.0	0.0
Aid to Organizations and Individuals	0.0	0.0	0.0
Other Operating Expenses	0.0	0.0	0.0
Equipment	0.0	0.0	0.0
Capital Outlay	0.0	0.0	0.0
Debt Service	0.0	0.0	0.0
Cost Allocation	0.0	0.0	0.0
Transfers	0.0	0.0	0.0
<b>Expenditure Categories Total:</b>	0.0	0.0	0.0
Non-Lapsing Authority from Prior Years	0.0	0.0	0.0
Administrative Adjustments	0.0	0.0	0.0
Capital Projects (Land, Buildings,Improvements)	0.0	0.0	0.0
Appropriated 27th Pay Roll	0.0	0.0	0.0
Legislative Fund Transfers	0.0	0.0	0.0
IT Project Transfers	0.0	0.0	0.0
<b>Appropriated Expenditure Total:</b>	0.0	0.0	0.0
<b>Appropriated FTE:</b>	0.0	0.0	0.0

<b>Non-Appropriated Expenditure</b>	Actual FY 2019	Estimate FY 2020	Estimate FY 2021
<b>Expenditure Categories</b>			
Personal Services	0.0	0.0	0.0
Employee Related Expenses	0.0	0.0	0.0
Prof. And Outside Services	0.0	0.0	0.0
Travel - In State	0.0	0.0	0.0
Travel - Out of State	0.0	0.0	0.0
Food	0.0	0.0	0.0
Aid to Organizations and Individuals	0.0	0.0	0.0
Other Operating Expenses	0.0	0.0	0.0
Equipment	0.0	0.0	0.0
Capital Outlay	0.0	0.0	0.0
Debt Service	0.0	0.0	0.0
Cost Allocation	0.0	0.0	0.0
Transfers	0.0	0.0	0.0
<b>Expenditure Categories Total:</b>	0.0	0.0	0.0
Cap Transfer due to Fund Balance	0.0	0.0	0.0
Residual Equity Transfer	0.0	0.0	0.0
Prior Commitments or Obligated Expenditures	0.0	0.0	0.0
Non Appropriated 27th Pay Roll	0.0	0.0	0.0
<b>Non-Appropriated Expenditure Total:</b>	0.0	0.0	0.0
<b>Non-Appropriated FTE:</b>	0.0	0.0	0.0

### Fund Description

OSPB: Funds received from the American Recovery and Reinvestment Act of 2009 (ARRA) are used in accordance with the guidelines established by the federal government.

## Sources and Uses of Funds

<b>Agency:</b>	<b>Corporation Commission</b>
<b>Fund:</b>	<b>CC3043 Arizona Arts Trust Fund</b>

<b>Cash Flow Summary</b>	<b>Actual FY 2019</b>	<b>Estimate FY 2020</b>	<b>Estimate FY 2021</b>
Balance Forward from Prior Year	1.4	199.9	194.9
Revenue (From Revenue Schedule)	1,257.0	1,250.7	1,250.7
Total Available	1,258.4	1,450.6	1,445.6
Total Appropriated Disbursements	50.7	50.7	50.7
Total Non-Appropriated Disbursements	1,007.8	1,205.0	1,200.0
Balance Forward to Next Year	199.9	194.9	194.9

<b>Appropriated Expenditure</b>	<b>Actual FY 2019</b>	<b>Estimate FY 2020</b>	<b>Estimate FY 2021</b>
<b>Expenditure Categories</b>			
Personal Services	31.4	28.9	28.9
Employee Related Expenses	19.3	20.5	20.5
Prof. And Outside Services	0.0	0.0	0.0
Travel - In State	0.0	0.0	0.0
Travel - Out of State	0.0	0.0	0.0
Food	0.0	0.0	0.0
Aid to Organizations and Individuals	0.0	0.0	0.0
Other Operating Expenses	0.0	1.3	1.3
Equipment	0.0	0.0	0.0
Capital Outlay	0.0	0.0	0.0
Debt Service	0.0	0.0	0.0
Cost Allocation	0.0	0.0	0.0
Transfers	0.0	0.0	0.0
<b>Expenditure Categories Total:</b>	<b>50.7</b>	<b>50.7</b>	<b>50.7</b>
Non-Lapsing Authority from Prior Years	0.0	0.0	0.0
Administrative Adjustments	0.0	0.0	0.0
Capital Projects (Land, Buildings,Improvements)	0.0	0.0	0.0
Appropriated 27th Pay Roll	0.0	0.0	0.0
Legislative Fund Transfers	0.0	0.0	0.0
IT Project Transfers	0.0	0.0	0.0
<b>Appropriated Expenditure Total:</b>	<b>50.7</b>	<b>50.7</b>	<b>50.7</b>
<b>Appropriated FTE:</b>	<b>1.0</b>	<b>1.0</b>	<b>1.0</b>

<b>Non-Appropriated Expenditure</b>	<b>Actual FY 2019</b>	<b>Estimate FY 2020</b>	<b>Estimate FY 2021</b>
<b>Expenditure Categories</b>			
Personal Services	0.0	0.0	0.0
Employee Related Expenses	0.0	0.0	0.0
Prof. And Outside Services	0.0	0.0	0.0
Travel - In State	0.0	0.0	0.0
Travel - Out of State	0.0	0.0	0.0
Food	0.0	0.0	0.0
Aid to Organizations and Individuals	0.0	0.0	0.0
Other Operating Expenses	0.0	0.0	0.0
Equipment	0.0	0.0	0.0
Capital Outlay	0.0	0.0	0.0
Debt Service	0.0	0.0	0.0
Cost Allocation	0.0	0.0	0.0
Transfers	0.0	0.0	0.0
<b>Expenditure Categories Total:</b>	<b>0.0</b>	<b>0.0</b>	<b>0.0</b>
Cap Transfer due to Fund Balance	1,007.8	1,205.0	1,200.0
Residual Equity Transfer	0.0	0.0	0.0
Prior Commitments or Obligated Expenditures	0.0	0.0	0.0
Non Appropriated 27th Pay Roll	0.0	0.0	0.0
<b>Non-Appropriated Expenditure Total:</b>	<b>1,007.8</b>	<b>1,205.0</b>	<b>1,200.0</b>
<b>Non-Appropriated FTE:</b>	<b>0.0</b>	<b>0.0</b>	<b>0.0</b>

## Sources and Uses of Funds

Agency: Corporation Commission

### Fund Description

OSPB: Revenues come from a portion of the filing fee for each annual report filed with the Arizona Corporation Commission. Funds are used to award grants to organizations and individual artists with the purpose of advancing and fostering the arts in Arizona.

## Sources and Uses of Funds

<b>Agency:</b>	Corporation Commission
<b>Fund:</b>	CC3180 Court Ordered Trust Fund

<b>Cash Flow Summary</b>	Actual FY 2019	Estimate FY 2020	Estimate FY 2021
Balance Forward from Prior Year	904.0	1,046.8	1,191.6
Revenue (From Revenue Schedule)	142.8	144.8	144.8
Total Available	1,046.8	1,191.6	1,336.4
Total Appropriated Disbursements	0.0	0.0	0.0
Total Non-Appropriated Disbursements	0.0	0.0	0.0
Balance Forward to Next Year	1,046.8	1,191.6	1,336.4

<b>Appropriated Expenditure</b>	Actual FY 2019	Estimate FY 2020	Estimate FY 2021
<b>Expenditure Categories</b>			
Personal Services	0.0	0.0	0.0
Employee Related Expenses	0.0	0.0	0.0
Prof. And Outside Services	0.0	0.0	0.0
Travel - In State	0.0	0.0	0.0
Travel - Out of State	0.0	0.0	0.0
Food	0.0	0.0	0.0
Aid to Organizations and Individuals	0.0	0.0	0.0
Other Operating Expenses	0.0	0.0	0.0
Equipment	0.0	0.0	0.0
Capital Outlay	0.0	0.0	0.0
Debt Service	0.0	0.0	0.0
Cost Allocation	0.0	0.0	0.0
Transfers	0.0	0.0	0.0
<b>Expenditure Categories Total:</b>	0.0	0.0	0.0
Non-Lapsing Authority from Prior Years	0.0	0.0	0.0
Administrative Adjustments	0.0	0.0	0.0
Capital Projects (Land, Buildings,Improvements)	0.0	0.0	0.0
Appropriated 27th Pay Roll	0.0	0.0	0.0
Legislative Fund Transfers	0.0	0.0	0.0
IT Project Transfers	0.0	0.0	0.0
<b>Appropriated Expenditure Total:</b>	0.0	0.0	0.0
<b>Appropriated FTE:</b>	0.0	0.0	0.0

<b>Non-Appropriated Expenditure</b>	Actual FY 2019	Estimate FY 2020	Estimate FY 2021
<b>Expenditure Categories</b>			
Personal Services	0.0	0.0	0.0
Employee Related Expenses	0.0	0.0	0.0
Prof. And Outside Services	0.0	0.0	0.0
Travel - In State	0.0	0.0	0.0
Travel - Out of State	0.0	0.0	0.0
Food	0.0	0.0	0.0
Aid to Organizations and Individuals	0.0	0.0	0.0
Other Operating Expenses	0.0	0.0	0.0
Equipment	0.0	0.0	0.0
Capital Outlay	0.0	0.0	0.0
Debt Service	0.0	0.0	0.0
Cost Allocation	0.0	0.0	0.0
Transfers	0.0	0.0	0.0
<b>Expenditure Categories Total:</b>	0.0	0.0	0.0
Cap Transfer due to Fund Balance	0.0	0.0	0.0
Residual Equity Transfer	0.0	0.0	0.0
Prior Commitments or Obligated Expenditures	0.0	0.0	0.0
Non Appropriated 27th Pay Roll	0.0	0.0	0.0
<b>Non-Appropriated Expenditure Total:</b>	0.0	0.0	0.0
<b>Non-Appropriated FTE:</b>	0.0	0.0	0.0

# Sources and Uses of Funds

Agency: Corporation Commission

## Fund Description

OSPB: Restitution funds are received from respondents following an order of restitution pertaining to securities law violations. Funds are invested with the State Treasurer in an interest bearing account and distributed periodically to known investor claimants



## Sources and Uses of Funds

<b>Agency:</b>	Corporation Commission
<b>Fund:</b>	CC3888 Office of Economic Opportunity Operations Fund

<b>Cash Flow Summary</b>	Actual FY 2019	Estimate FY 2020	Estimate FY 2021
Balance Forward from Prior Year	35.4	136.3	0.0
Revenue (From Revenue Schedule)	2,067.9	2,000.0	2,000.0
Total Available	2,103.3	2,136.3	2,000.0
Total Appropriated Disbursements	0.0	0.0	0.0
Total Non-Appropriated Disbursements	1,967.0	2,136.3	2,000.0
Balance Forward to Next Year	136.3	0.0	0.0

<b>Appropriated Expenditure</b>	Actual FY 2019	Estimate FY 2020	Estimate FY 2021
<b>Expenditure Categories</b>			
Personal Services	0.0	0.0	0.0
Employee Related Expenses	0.0	0.0	0.0
Prof. And Outside Services	0.0	0.0	0.0
Travel - In State	0.0	0.0	0.0
Travel - Out of State	0.0	0.0	0.0
Food	0.0	0.0	0.0
Aid to Organizations and Individuals	0.0	0.0	0.0
Other Operating Expenses	0.0	0.0	0.0
Equipment	0.0	0.0	0.0
Capital Outlay	0.0	0.0	0.0
Debt Service	0.0	0.0	0.0
Cost Allocation	0.0	0.0	0.0
Transfers	0.0	0.0	0.0
<b>Expenditure Categories Total:</b>	0.0	0.0	0.0
Non-Lapsing Authority from Prior Years	0.0	0.0	0.0
Administrative Adjustments	0.0	0.0	0.0
Capital Projects (Land, Buildings,Improvements)	0.0	0.0	0.0
Appropriated 27th Pay Roll	0.0	0.0	0.0
Legislative Fund Transfers	0.0	0.0	0.0
IT Project Transfers	0.0	0.0	0.0
<b>Appropriated Expenditure Total:</b>	0.0	0.0	0.0
<b>Appropriated FTE:</b>	0.0	0.0	0.0

<b>Non-Appropriated Expenditure</b>	Actual FY 2019	Estimate FY 2020	Estimate FY 2021
<b>Expenditure Categories</b>			
Personal Services	0.0	0.0	0.0
Employee Related Expenses	0.0	0.0	0.0
Prof. And Outside Services	0.0	0.0	0.0
Travel - In State	0.0	0.0	0.0
Travel - Out of State	0.0	0.0	0.0
Food	0.0	0.0	0.0
Aid to Organizations and Individuals	0.0	0.0	0.0
Other Operating Expenses	0.0	0.0	0.0
Equipment	0.0	0.0	0.0
Capital Outlay	0.0	0.0	0.0
Debt Service	0.0	0.0	0.0
Cost Allocation	0.0	0.0	0.0
Transfers	0.0	0.0	0.0
<b>Expenditure Categories Total:</b>	0.0	0.0	0.0
Cap Transfer due to Fund Balance	1,967.0	2,136.3	2,000.0
Residual Equity Transfer	0.0	0.0	0.0
Prior Commitments or Obligated Expenditures	0.0	0.0	0.0
Non Appropriated 27th Pay Roll	0.0	0.0	0.0
<b>Non-Appropriated Expenditure Total:</b>	1,967.0	2,136.3	2,000.0
<b>Non-Appropriated FTE:</b>	0.0	0.0	0.0

### **Fund Description**

OSPB:

## Sources and Uses of Funds

<b>Agency:</b>	Corporation Commission
<b>Fund:</b>	CC9000 Indirect Cost Recovery Fund

<b>Cash Flow Summary</b>	Actual FY 2019	Estimate FY 2020	Estimate FY 2021
Balance Forward from Prior Year	0.0	0.0	0.0
Total Available	0.0	0.0	0.0
Total Appropriated Disbursements	0.0	0.0	0.0
Total Non-Appropriated Disbursements	0.0	0.0	0.0
Balance Forward to Next Year	0.0	0.0	0.0

<b>Appropriated Expenditure</b>	Actual FY 2019	Estimate FY 2020	Estimate FY 2021
<b>Expenditure Categories</b>	<b>Actual FY 2019</b>	<b>Estimate FY 2020</b>	<b>Estimate FY 2021</b>
Personal Services	0.0	0.0	0.0
Employee Related Expenses	0.0	0.0	0.0
Prof. And Outside Services	0.0	0.0	0.0
Travel - In State	0.0	0.0	0.0
Travel - Out of State	0.0	0.0	0.0
Food	0.0	0.0	0.0
Aid to Organizations and Individuals	0.0	0.0	0.0
Other Operating Expenses	0.0	0.0	0.0
Equipment	0.0	0.0	0.0
Capital Outlay	0.0	0.0	0.0
Debt Service	0.0	0.0	0.0
Cost Allocation	0.0	0.0	0.0
Transfers	0.0	0.0	0.0
<b>Expenditure Categories Total:</b>	<b>0.0</b>	<b>0.0</b>	<b>0.0</b>
Non-Lapsing Authority from Prior Years	0.0	0.0	0.0
Administrative Adjustments	0.0	0.0	0.0
Capital Projects (Land, Buildings,Improvements)	0.0	0.0	0.0
Appropriated 27th Pay Roll	0.0	0.0	0.0
Legislative Fund Transfers	0.0	0.0	0.0
IT Project Transfers	0.0	0.0	0.0
<b>Appropriated Expenditure Total:</b>	<b>0.0</b>	<b>0.0</b>	<b>0.0</b>
<b>Appropriated FTE:</b>	<b>0.0</b>	<b>0.0</b>	<b>0.0</b>

<b>Non-Appropriated Expenditure</b>	Actual FY 2019	Estimate FY 2020	Estimate FY 2021
<b>Expenditure Categories</b>	<b>Actual FY 2019</b>	<b>Estimate FY 2020</b>	<b>Estimate FY 2021</b>
Personal Services	0.0	0.0	0.0
Employee Related Expenses	0.0	0.0	0.0
Prof. And Outside Services	0.0	0.0	0.0
Travel - In State	0.0	0.0	0.0
Travel - Out of State	0.0	0.0	0.0
Food	0.0	0.0	0.0
Aid to Organizations and Individuals	0.0	0.0	0.0
Other Operating Expenses	0.0	0.0	0.0
Equipment	0.0	0.0	0.0
Capital Outlay	0.0	0.0	0.0
Debt Service	0.0	0.0	0.0
Cost Allocation	0.0	0.0	0.0
Transfers	0.0	0.0	0.0
<b>Expenditure Categories Total:</b>	<b>0.0</b>	<b>0.0</b>	<b>0.0</b>
Cap Transfer due to Fund Balance	0.0	0.0	0.0
Residual Equity Transfer	0.0	0.0	0.0
Prior Commitments or Obligated Expenditures	0.0	0.0	0.0
Non Appropriated 27th Pay Roll	0.0	0.0	0.0
<b>Non-Appropriated Expenditure Total:</b>	<b>0.0</b>	<b>0.0</b>	<b>0.0</b>
<b>Non-Appropriated FTE:</b>	<b>0.0</b>	<b>0.0</b>	<b>0.0</b>

### Fund Description

OSPB: A clearing account used for the payment of administrative expenditures not directly attributable to any one program, but associated with federal grant monies and other non-appropriated funds.

## Summary of Expenditure and Budget Request for All Funds

**Agency:** Corporation Commission

<b>Appropriated</b>		<b>FY 2019</b>	<b>FY 2020</b>	<b>FY 2021</b>	<b>FY 2021</b>
		<b>Actual</b>	<b>Expd. Plan</b>	<b>Fund. Issue</b>	<b>Total Request</b>
<b>Cost Center/Program:</b>					
1	Administration	3,212.9	5,556.9	0.0	5,556.9
2	Hearings	2,200.5	2,092.2	513.0	2,605.2
3	Corporations	3,773.3	3,852.2	0.0	3,852.2
4	Securities	4,615.5	4,523.8	290.0	4,813.8
5	Railroad Safety	999.0	916.2	196.0	1,112.2
6	Pipeline Safety	1,245.5	0.0	0.0	0.0
7	Utilities	5,707.4	5,975.2	1,560.0	7,535.2
8	Legal	1,797.5	1,851.7	513.0	2,364.7
9	Information Technology	2,241.2	2,449.0	514.0	2,963.0
10	Communications	592.6	551.6	0.0	551.6
		26,385.4	27,768.8	3,586.0	31,354.8
<b>Expenditure Categories</b>					
	FTE	248.5	300.9	10.0	310.9
	Personal Services	15,492.4	16,339.4	2,481.2	18,820.6
	Employee Related Expenses	5,961.1	6,392.9	594.3	6,987.2
	Professional and Outside Services	1,002.7	962.1	0.0	962.1
	Travel In-State	188.0	183.4	23.0	206.4
	Travel Out of State	117.1	116.0	0.0	116.0
	Food	0.0	0.0	0.0	0.0
	Aid to Organizations and Individuals	0.0	0.0	0.0	0.0
	Other Operating Expenses	3,191.0	3,599.9	487.5	4,087.4
	Equipment	215.0	175.1	0.0	175.1
	Capital Outlay	0.0	0.0	0.0	0.0
	Debt Service	0.0	0.0	0.0	0.0
	Cost Allocation	0.0	0.0	0.0	0.0
	Transfers	218.1	0.0	0.0	0.0
<b>Expenditure Categories Total:</b>		26,385.4	27,768.8	3,586.0	31,354.8

## Summary of Expenditure and Budget Request for All Funds

Agency: Corporation Commission

**Non-Appropriated**

		FY 2019 Actual	FY 2020 Expd. Plan	FY 2021 Fund. Issue	FY 2021 Total Request
Cost Center/Program:					
1	Administration	1.0	2.0	0.0	2.0
4	Securities	11.2	0.0	0.0	0.0
6	Pipeline Safety	577.3	1,889.1	0.0	1,889.1
7	Utilities	17.4	15.9	0.0	15.9
		606.9	1,907.0	0.0	1,907.0
<b>Expenditure Categories</b>					
	FTE	2.0	19.0	0.0	19.0
	Personal Services	82.6	1,122.2	0.0	1,122.2
	Employee Related Expenses	28.8	412.3	0.0	412.3
	Professional and Outside Services	3.2	6.5	0.0	6.5
	Travel In-State	128.8	128.7	0.0	128.7
	Travel Out of State	52.0	55.0	0.0	55.0
	Food	0.0	0.0	0.0	0.0
	Aid to Organizations and Individuals	0.0	0.0	0.0	0.0
	Other Operating Expenses	310.3	182.3	0.0	182.3
	Equipment	0.0	0.0	0.0	0.0
	Capital Outlay	0.0	0.0	0.0	0.0
	Debt Service	0.0	0.0	0.0	0.0
	Cost Allocation	0.0	0.0	0.0	0.0
	Transfers	1.2	0.0	0.0	0.0
<b>Expenditure Categories Total:</b>		606.9	1,907.0	0.0	1,907.0

## Summary of Expenditure and Budget Request for All Funds

Agency: Corporation Commission

Agency Total for All Funds:	<u>26,992.3</u>	<u>29,675.8</u>	<u>3,586.0</u>	<u>33,261.8</u>	_____	_____	_____
-----------------------------	-----------------	-----------------	----------------	-----------------	-------	-------	-------

## Summary of Expenditure and Budget Request for Selected Funds

<b>Agency:</b>	Corporation Commission
<b>Fund:</b>	AA1000 General Fund (Appropriated)

		FY 2019 Actual	FY 2020 Expd. Plan	FY 2021 Fund. Issue	FY 2021 Total Request
Cost Center/Program:					
5	Railroad Safety	814.2	620.8	196.0	816.8
		814.2	620.8	196.0	816.8
<b>Expenditure Categories</b>					
	FTE	7.5	6.2	2.0	8.2
	Personal Services	561.9	435.9	123.8	559.7
	Employee Related Expenses	212.0	184.9	47.2	232.1
	Professional and Outside Services	0.0	0.0	0.0	0.0
	Travel In-State	16.9	0.0	23.0	23.0
	Travel Out of State	7.4	0.0	0.0	0.0
	Food	0.0	0.0	0.0	0.0
	Aid to Organizations and Individuals	0.0	0.0	0.0	0.0
	Other Operating Expenses	5.4	0.0	2.0	2.0
	Equipment	10.6	0.0	0.0	0.0
	Capital Outlay	0.0	0.0	0.0	0.0
	Debt Service	0.0	0.0	0.0	0.0
	Cost Allocation	0.0	0.0	0.0	0.0
	Transfers	0.0	0.0	0.0	0.0
	<b>Expenditure Categories Total:</b>	814.2	620.8	196.0	816.8
	<b>Fund Total:</b>	814.2	620.8	196.0	816.8

## Summary of Expenditure and Budget Request for Selected Funds

<b>Agency:</b>	Corporation Commission
<b>Fund:</b>	CC2000 Federal GrantS FUND (Non-Appropriated)

		FY 2019 Actual	FY 2020 Expd. Plan	FY 2021 Fund. Issue	FY 2021 Total Request
Cost Center/Program:					
4	Securities	11.2	0.0	0.0	0.0
6	Pipeline Safety	577.3	1,889.1	0.0	1,889.1
		588.5	1,889.1	0.0	1,889.1
<b>Expenditure Categories</b>					
	FTE	2.0	19.0	0.0	19.0
	Personal Services	72.4	1,112.0	0.0	1,112.0
	Employee Related Expenses	27.9	411.4	0.0	411.4
	Professional and Outside Services	3.2	6.5	0.0	6.5
	Travel In-State	125.1	125.0	0.0	125.0
	Travel Out of State	52.0	55.0	0.0	55.0
	Food	0.0	0.0	0.0	0.0
	Aid to Organizations and Individuals	0.0	0.0	0.0	0.0
	Other Operating Expenses	306.7	179.2	0.0	179.2
	Equipment	0.0	0.0	0.0	0.0
	Capital Outlay	0.0	0.0	0.0	0.0
	Debt Service	0.0	0.0	0.0	0.0
	Cost Allocation	0.0	0.0	0.0	0.0
	Transfers	1.2	0.0	0.0	0.0
	<b>Expenditure Categories Total:</b>	588.5	1,889.1	0.0	1,889.1
	<b>Fund Total:</b>	588.5	1,889.1	0.0	1,889.1

## Summary of Expenditure and Budget Request for Selected Funds

<b>Agency:</b>	Corporation Commission
<b>Fund:</b>	CC2076 Utility Siting Fund (Non-Appropriated)

		FY 2019 Actual	FY 2020 Expd. Plan	FY 2021 Fund. Issue	FY 2021 Total Request
Cost Center/Program:					
7	Utilities	17.4	15.9	0.0	15.9
		17.4	15.9	0.0	15.9
<b>Expenditure Categories</b>					
	Personal Services	10.2	10.2	0.0	10.2
	Employee Related Expenses	0.9	0.9	0.0	0.9
	Professional and Outside Services	0.0	0.0	0.0	0.0
	Travel In-State	3.7	3.7	0.0	3.7
	Travel Out of State	0.0	0.0	0.0	0.0
	Food	0.0	0.0	0.0	0.0
	Aid to Organizations and Individuals	0.0	0.0	0.0	0.0
	Other Operating Expenses	2.6	1.1	0.0	1.1
	Equipment	0.0	0.0	0.0	0.0
	Capital Outlay	0.0	0.0	0.0	0.0
	Debt Service	0.0	0.0	0.0	0.0
	Cost Allocation	0.0	0.0	0.0	0.0
	Transfers	0.0	0.0	0.0	0.0
	<b>Expenditure Categories Total:</b>	17.4	15.9	0.0	15.9
	<b>Fund Total:</b>	17.4	15.9	0.0	15.9



## Summary of Expenditure and Budget Request for Selected Funds

<b>Agency:</b>	Corporation Commission
<b>Fund:</b>	CC2172 Utility Regulation Revolving (Appropriated)

		FY 2019 Actual	FY 2020 Expd. Plan	FY 2021 Fund. Issue	FY 2021 Total Request
Cost Center/Program:					
1	Administration	2,607.6	4,277.2	0.0	4,277.2
2	Hearings	1,654.7	2,092.2	513.0	2,605.2
5	Railroad Safety	184.8	295.4	0.0	295.4
6	Pipeline Safety	1,245.5	0.0	0.0	0.0
7	Utilities	5,707.4	5,975.2	1,560.0	7,535.2
8	Legal	1,797.5	1,851.7	513.0	2,364.7
9	Information Technology	216.3	0.0	514.0	514.0
10	Communications	592.6	0.0	0.0	0.0
		14,006.4	14,491.7	3,100.0	17,591.7
<b>Expenditure Categories</b>					
	FTE	127.5	146.2	8.0	154.2
	Personal Services	8,948.9	8,673.0	2,117.4	10,790.4
	Employee Related Expenses	3,235.7	3,242.4	497.1	3,739.5
	Professional and Outside Services	148.2	525.3	0.0	525.3
	Travel In-State	144.9	156.3	0.0	156.3
	Travel Out of State	92.6	98.0	0.0	98.0
	Food	0.0	0.0	0.0	0.0
	Aid to Organizations and Individuals	0.0	0.0	0.0	0.0
	Other Operating Expenses	1,257.9	1,778.7	485.5	2,264.2
	Equipment	30.0	18.0	0.0	18.0
	Capital Outlay	0.0	0.0	0.0	0.0
	Debt Service	0.0	0.0	0.0	0.0
	Cost Allocation	0.0	0.0	0.0	0.0
	Transfers	148.2	0.0	0.0	0.0
	<b>Expenditure Categories Total:</b>	14,006.4	14,491.7	3,100.0	17,591.7
	<b>Fund Total:</b>	14,006.4	14,491.7	3,100.0	17,591.7

## Summary of Expenditure and Budget Request for Selected Funds

<b>Agency:</b>	Corporation Commission
<b>Fund:</b>	CC2264 Securities Regulatory & Enforcement (Appropriated)

		FY 2019 Actual	FY 2020 Expd. Plan	FY 2021 Fund. Issue	FY 2021 Total Request
Cost Center/Program:					
1	Administration	256.5	715.4	0.0	715.4
2	Hearings	545.8	0.0	0.0	0.0
4	Securities	3,900.8	3,848.8	290.0	4,138.8
10	Communications	0.0	551.6	0.0	551.6
		4,703.1	5,115.8	290.0	5,405.8
<b>Expenditure Categories</b>					
	FTE	45.0	56.5	0.0	56.5
	Personal Services	2,750.9	3,063.9	240.0	3,303.9
	Employee Related Expenses	1,065.6	1,242.5	50.0	1,292.5
	Professional and Outside Services	104.2	99.0	0.0	99.0
	Travel In-State	22.1	25.5	0.0	25.5
	Travel Out of State	14.3	14.5	0.0	14.5
	Food	0.0	0.0	0.0	0.0
	Aid to Organizations and Individuals	0.0	0.0	0.0	0.0
	Other Operating Expenses	658.9	665.4	0.0	665.4
	Equipment	17.5	5.0	0.0	5.0
	Capital Outlay	0.0	0.0	0.0	0.0
	Debt Service	0.0	0.0	0.0	0.0
	Cost Allocation	0.0	0.0	0.0	0.0
	Transfers	69.6	0.0	0.0	0.0
	<b>Expenditure Categories Total:</b>	4,703.1	5,115.8	290.0	5,405.8
	<b>Fund Total:</b>	4,703.1	5,115.8	290.0	5,405.8

## Summary of Expenditure and Budget Request for Selected Funds

<b>Agency:</b>	Corporation Commission
<b>Fund:</b>	CC2333 Public Access Fund (Appropriated)

	FY 2019 Actual	FY 2020 Expd. Plan	FY 2021 Fund. Issue	FY 2021 Total Request
Cost Center/Program:				
1 Administration	348.8	520.0	0.0	520.0
3 Corporations	3,722.6	3,802.8	0.0	3,802.8
9 Information Technology	2,024.9	2,449.0	0.0	2,449.0
	6,096.3	6,771.8	0.0	6,771.8
<b>Expenditure Categories</b>				
FTE	59.5	81.0	0.0	81.0
Personal Services	2,680.7	3,647.1	0.0	3,647.1
Employee Related Expenses	1,233.1	1,518.2	0.0	1,518.2
Professional and Outside Services	750.3	337.8	0.0	337.8
Travel In-State	4.0	1.6	0.0	1.6
Travel Out of State	2.2	3.5	0.0	3.5
Food	0.0	0.0	0.0	0.0
Aid to Organizations and Individuals	0.0	0.0	0.0	0.0
Other Operating Expenses	1,268.8	1,111.5	0.0	1,111.5
Equipment	156.9	152.1	0.0	152.1
Capital Outlay	0.0	0.0	0.0	0.0
Debt Service	0.0	0.0	0.0	0.0
Cost Allocation	0.0	0.0	0.0	0.0
Transfers	0.3	0.0	0.0	0.0
	6,096.3	6,771.8	0.0	6,771.8
<b>Expenditure Categories Total:</b>				
	6,096.3	6,771.8	0.0	6,771.8
<b>Fund Total:</b>				
	6,096.3	6,771.8	0.0	6,771.8

## Summary of Expenditure and Budget Request for Selected Funds

<b>Agency:</b>	Corporation Commission
<b>Fund:</b>	CC2404 Securities Investment Management Fund (Appropriated)

		FY 2019 Actual	FY 2020 Expd. Plan	FY 2021 Fund. Issue	FY 2021 Total Request
Cost Center/Program:					
1	Administration	0.0	43.0	0.0	43.0
4	Securities	714.7	675.0	0.0	675.0
		714.7	718.0	0.0	718.0
<b>Expenditure Categories</b>					
	FTE	8.0	10.0	0.0	10.0
	Personal Services	518.6	490.6	0.0	490.6
	Employee Related Expenses	195.4	184.4	0.0	184.4
	Professional and Outside Services	0.0	0.0	0.0	0.0
	Travel In-State	0.1	0.0	0.0	0.0
	Travel Out of State	0.6	0.0	0.0	0.0
	Food	0.0	0.0	0.0	0.0
	Aid to Organizations and Individuals	0.0	0.0	0.0	0.0
	Other Operating Expenses	0.0	43.0	0.0	43.0
	Equipment	0.0	0.0	0.0	0.0
	Capital Outlay	0.0	0.0	0.0	0.0
	Debt Service	0.0	0.0	0.0	0.0
	Cost Allocation	0.0	0.0	0.0	0.0
	Transfers	0.0	0.0	0.0	0.0
	<b>Expenditure Categories Total:</b>	714.7	718.0	0.0	718.0
	<b>Fund Total:</b>	714.7	718.0	0.0	718.0

## Summary of Expenditure and Budget Request for Selected Funds

<b>Agency:</b>	Corporation Commission
<b>Fund:</b>	CC2500 IGA and ISA Fund (Non-Appropriated)

	FY 2019 Actual	FY 2020 Expd. Plan	FY 2021 Fund. Issue	FY 2021 Total Request
Cost Center/Program:				
1 Administration	1.0	2.0	0.0	2.0
	1.0	2.0	0.0	2.0
<b>Expenditure Categories</b>				
Personal Services	0.0	0.0	0.0	0.0
Employee Related Expenses	0.0	0.0	0.0	0.0
Professional and Outside Services	0.0	0.0	0.0	0.0
Travel In-State	0.0	0.0	0.0	0.0
Travel Out of State	0.0	0.0	0.0	0.0
Food	0.0	0.0	0.0	0.0
Aid to Organizations and Individuals	0.0	0.0	0.0	0.0
Other Operating Expenses	1.0	2.0	0.0	2.0
Equipment	0.0	0.0	0.0	0.0
Capital Outlay	0.0	0.0	0.0	0.0
Debt Service	0.0	0.0	0.0	0.0
Cost Allocation	0.0	0.0	0.0	0.0
Transfers	0.0	0.0	0.0	0.0
<b>Expenditure Categories Total:</b>	1.0	2.0	0.0	2.0
<b>Fund Total:</b>	1.0	2.0	0.0	2.0

## Summary of Expenditure and Budget Request for Selected Funds

<b>Agency:</b>	Corporation Commission
<b>Fund:</b>	CC3043 Arizona Arts Trust Fund (Appropriated)

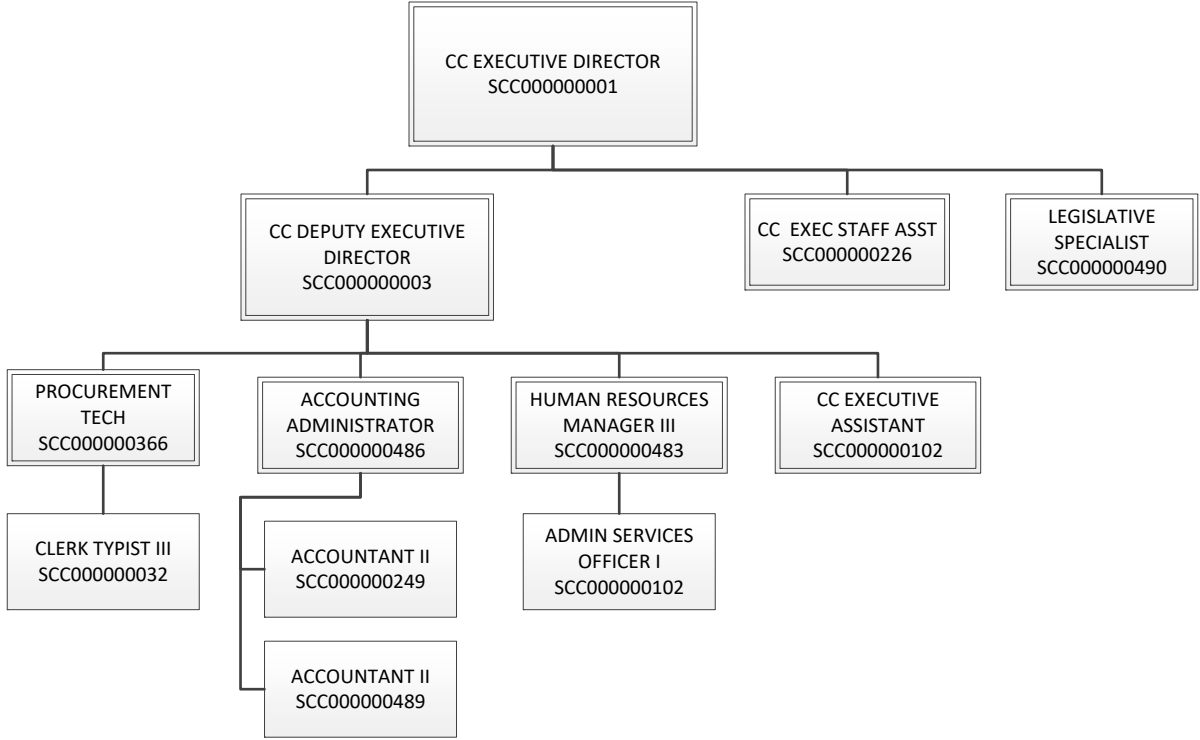
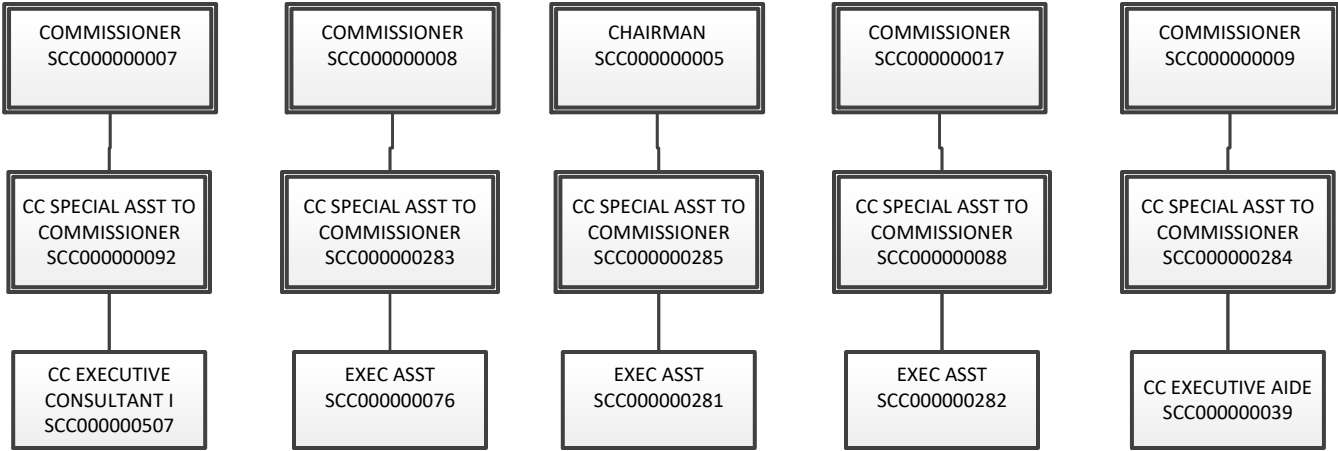
		FY 2019 Actual	FY 2020 Expd. Plan	FY 2021 Fund. Issue	FY 2021 Total Request
Cost Center/Program:					
1	Administration	0.0	1.3	0.0	1.3
3	Corporations	50.7	49.4	0.0	49.4
		50.7	50.7	0.0	50.7
<b>Expenditure Categories</b>					
	FTE	1.0	1.0	0.0	1.0
	Personal Services	31.4	28.9	0.0	28.9
	Employee Related Expenses	19.3	20.5	0.0	20.5
	Professional and Outside Services	0.0	0.0	0.0	0.0
	Travel In-State	0.0	0.0	0.0	0.0
	Travel Out of State	0.0	0.0	0.0	0.0
	Food	0.0	0.0	0.0	0.0
	Aid to Organizations and Individuals	0.0	0.0	0.0	0.0
	Other Operating Expenses	0.0	1.3	0.0	1.3
	Equipment	0.0	0.0	0.0	0.0
	Capital Outlay	0.0	0.0	0.0	0.0
	Debt Service	0.0	0.0	0.0	0.0
	Cost Allocation	0.0	0.0	0.0	0.0
	Transfers	0.0	0.0	0.0	0.0
	<b>Expenditure Categories Total:</b>	50.7	50.7	0.0	50.7
	<b>Fund Total:</b>	50.7	50.7	0.0	50.7

## Summary of Expenditure and Budget Request for Selected Funds

<b>Agency:</b>	Corporation Commission
<b>Fund:</b>	CC3043 Arizona Arts Trust Fund (Appropriated)

	FY 2019 Actual	FY 2020 Expd. Plan	FY 2021 Fund. Issue	FY 2021 Total Request
<b>Agency Total for Selected Funds</b>	26,992.3	29,675.8	3,586.0	33,261.8

# ARIZONA CORPORATION COMMISSION ADMINISTRATION





## Program Summary of Expenditures and Budget Request

<b>Agency:</b>	Corporation Commission
<b>Program:</b>	Administration

		FY 2019 Actual	FY 2020 Expd. Plan	FY 2021 Fund. Issue	FY 2021 Total Request
<b>Program Summary</b>					
1-1	Administration	3,213.9	5,558.9	0.0	5,558.9
<b>Program Summary Total:</b>		3,213.9	5,558.9	0.0	5,558.9
<b>Expenditure Categories</b>					
0000	FTE Positions	28.5	28.5	0.0	28.5
6000	Personal Services	1,808.9	2,046.0	0.0	2,046.0
6100	Employee Related Expenses	845.9	944.8	0.0	944.8
6200	Professional and Outside Services	0.0	0.0	0.0	0.0
6500	Travel In-State	9.2	39.0	0.0	39.0
6600	Travel Out of State	47.1	50.0	0.0	50.0
6700	Food	0.0	0.0	0.0	0.0
6800	Aid to Organizations and Individuals	0.0	0.0	0.0	0.0
7000	Other Operating Expenses	431.7	2,479.1	0.0	2,479.1
8000	Equipment	9.0	0.0	0.0	0.0
8100	Capital Outlay	0.0	0.0	0.0	0.0
8600	Debt Service	0.0	0.0	0.0	0.0
9000	Cost Allocation	0.0	0.0	0.0	0.0
9100	Transfers	62.1	0.0	0.0	0.0
<b>Expenditure Categories Total:</b>		3,213.9	5,558.9	0.0	5,558.9
<b>Fund Source</b>					
<b>Appropriated Funds</b>					
CC2172-A	Utility Regulation Revolving (Appropriated)	2,607.6	4,277.2	0.0	4,277.2
CC2264-A	Securities Regulatory & Enforcement (Appropriate)	256.5	715.4	0.0	715.4
CC2333-A	Public Access Fund (Appropriated)	348.8	520.0	0.0	520.0
CC2404-A	Securities Investment Management Fund (Approp)	0.0	43.0	0.0	43.0
CC3043-A	Arizona Arts Trust Fund (Appropriated)	0.0	1.3	0.0	1.3
		3,212.9	5,556.9	0.0	5,556.9
<b>Non-Appropriated Funds</b>					
CC2500-N	IGA and ISA Fund (Non-Appropriated)	1.0	2.0	0.0	2.0
		1.0	2.0	0.0	2.0
<b>Fund Source Total:</b>		3,213.9	5,558.9	0.0	5,558.9

## Program Group Summary of Expenditures and Budget Request for Selected Funds

<b>Agency:</b>	Corporation Commission
<b>Program:</b>	Administration

		FY 2019 Actual	FY 2020 Expd. Plan	FY 2021 Fund. Issue	FY 2021 Total Request
<b>Fund: CC2172-A Utility Regulation Revolving (Appropriated)</b>					
<b>Program Expenditures</b>					
COST CENTER/PROGRAM BUDGET UNIT					
1-1	Administration	2,607.6	4,277.2	0.0	4,277.2
	Total	2,607.6	4,277.2	0.0	4,277.2
<b>Appropriated Funding</b>					
<b>Expenditure Categories</b>					
	FTE Positions	24.0	24.0	0.0	24.0
	Personal Services	1,658.5	1,829.4	0.0	1,829.4
	Employee Related Expenses	714.7	824.5	0.0	824.5
	Professional and Outside Services	0.0	0.0	0.0	0.0
	Travel In-State	5.3	39.0	0.0	39.0
	Travel Out of State	47.1	50.0	0.0	50.0
	Food	0.0	0.0	0.0	0.0
	Aid to Organizations and Individuals	0.0	0.0	0.0	0.0
	Other Operating Expenses	179.5	1,534.3	0.0	1,534.3
	Equipment	2.5	0.0	0.0	0.0
	Capital Outlay	0.0	0.0	0.0	0.0
	Debt Service	0.0	0.0	0.0	0.0
	Cost Allocation	0.0	0.0	0.0	0.0
	Transfers	0.0	0.0	0.0	0.0
<b>Expenditure Categories Total:</b>		2,607.6	4,277.2	0.0	4,277.2
<b>Fund CC2172-A Total:</b>		2,607.6	4,277.2	0.0	4,277.2

## Program Group Summary of Expenditures and Budget Request for Selected Funds

<b>Agency:</b>	Corporation Commission
<b>Program:</b>	Administration

		FY 2019 Actual	FY 2020 Expd. Plan	FY 2021 Fund. Issue	FY 2021 Total Request
<b>Fund: CC2264-A Securities Regulatory &amp; Enforcement (Appropriated)</b>					
<b>Program Expenditures</b>					
COST CENTER/PROGRAM BUDGET UNIT					
1-1	Administration	256.5	715.4	0.0	715.4
	Total	256.5	715.4	0.0	715.4
<b>Appropriated Funding</b>					
<b>Expenditure Categories</b>					
	FTE Positions	2.5	4.5	0.0	4.5
	Personal Services	72.7	216.6	0.0	216.6
	Employee Related Expenses	20.9	120.3	0.0	120.3
	Professional and Outside Services	0.0	0.0	0.0	0.0
	Travel In-State	0.0	0.0	0.0	0.0
	Travel Out of State	0.0	0.0	0.0	0.0
	Food	0.0	0.0	0.0	0.0
	Aid to Organizations and Individuals	0.0	0.0	0.0	0.0
	Other Operating Expenses	101.1	378.5	0.0	378.5
	Equipment	0.0	0.0	0.0	0.0
	Capital Outlay	0.0	0.0	0.0	0.0
	Debt Service	0.0	0.0	0.0	0.0
	Cost Allocation	0.0	0.0	0.0	0.0
	Transfers	61.8	0.0	0.0	0.0
<b>Expenditure Categories Total:</b>		<b>256.5</b>	<b>715.4</b>	<b>0.0</b>	<b>715.4</b>
<b>Fund CC2264-A Total:</b>		<b>256.5</b>	<b>715.4</b>	<b>0.0</b>	<b>715.4</b>

## Program Group Summary of Expenditures and Budget Request for Selected Funds

<b>Agency:</b>	Corporation Commission
<b>Program:</b>	Administration

		FY 2019 Actual	FY 2020 Expd. Plan	FY 2021 Fund. Issue	FY 2021 Total Request
<b>Fund: CC2333-A Public Access Fund (Appropriated)</b>					
<b>Program Expenditures</b>					
COST CENTER/PROGRAM BUDGET UNIT					
1-1	Administration	348.8	520.0	0.0	520.0
	Total	348.8	520.0	0.0	520.0
<b>Appropriated Funding</b>					
<b>Expenditure Categories</b>					
	FTE Positions	2.0	0.0	0.0	0.0
	Personal Services	77.7	0.0	0.0	0.0
	Employee Related Expenses	110.3	0.0	0.0	0.0
	Professional and Outside Services	0.0	0.0	0.0	0.0
	Travel In-State	3.9	0.0	0.0	0.0
	Travel Out of State	0.0	0.0	0.0	0.0
	Food	0.0	0.0	0.0	0.0
	Aid to Organizations and Individuals	0.0	0.0	0.0	0.0
	Other Operating Expenses	150.1	520.0	0.0	520.0
	Equipment	6.5	0.0	0.0	0.0
	Capital Outlay	0.0	0.0	0.0	0.0
	Debt Service	0.0	0.0	0.0	0.0
	Cost Allocation	0.0	0.0	0.0	0.0
	Transfers	0.3	0.0	0.0	0.0
<b>Expenditure Categories Total:</b>		348.8	520.0	0.0	520.0
<b>Fund CC2333-A Total:</b>		348.8	520.0	0.0	520.0

## Program Group Summary of Expenditures and Budget Request for Selected Funds

<b>Agency:</b>	Corporation Commission
<b>Program:</b>	Administration

	FY 2019 Actual	FY 2020 Expd. Plan	FY 2021 Fund. Issue	FY 2021 Total Request
--	-------------------	-----------------------	------------------------	--------------------------

<b>Fund:</b>	CC2404-A Securities Investment Management Fund (Appropriated)
--------------	---------------------------------------------------------------

### Program Expenditures

COST CENTER/PROGRAM BUDGET UNIT					
1-1	Administration	0.0	43.0	0.0	43.0
	Total	0.0	43.0	0.0	43.0

### Appropriated Funding

#### Expenditure Categories

Personal Services	0.0	0.0	0.0	0.0
Employee Related Expenses	0.0	0.0	0.0	0.0
Professional and Outside Services	0.0	0.0	0.0	0.0
Travel In-State	0.0	0.0	0.0	0.0
Travel Out of State	0.0	0.0	0.0	0.0
Food	0.0	0.0	0.0	0.0
Aid to Organizations and Individuals	0.0	0.0	0.0	0.0
Other Operating Expenses	0.0	43.0	0.0	43.0
Equipment	0.0	0.0	0.0	0.0
Capital Outlay	0.0	0.0	0.0	0.0
Debt Service	0.0	0.0	0.0	0.0
Cost Allocation	0.0	0.0	0.0	0.0
Transfers	0.0	0.0	0.0	0.0
<b>Expenditure Categories Total:</b>	<b>0.0</b>	<b>43.0</b>	<b>0.0</b>	<b>43.0</b>
<b>Fund CC2404-A Total:</b>	<b>0.0</b>	<b>43.0</b>	<b>0.0</b>	<b>43.0</b>

## Program Group Summary of Expenditures and Budget Request for Selected Funds

<b>Agency:</b>	Corporation Commission
<b>Program:</b>	Administration

	FY 2019 Actual	FY 2020 Expd. Plan	FY 2021 Fund. Issue	FY 2021 Total Request
--	-------------------	-----------------------	------------------------	--------------------------

<b>Fund:</b>	CC2500-N IGA and ISA Fund (Non-Appropriated)
--------------	----------------------------------------------

### Program Expenditures

COST CENTER/PROGRAM BUDGET UNIT					
1-1	Administration	1.0	2.0	0.0	2.0
	Total	1.0	2.0	0.0	2.0

### Non-Appropriated Funding

#### Expenditure Categories

Personal Services	0.0	0.0	0.0	0.0
Employee Related Expenses	0.0	0.0	0.0	0.0
Professional and Outside Services	0.0	0.0	0.0	0.0
Travel In-State	0.0	0.0	0.0	0.0
Travel Out of State	0.0	0.0	0.0	0.0
Food	0.0	0.0	0.0	0.0
Aid to Organizations and Individuals	0.0	0.0	0.0	0.0
Other Operating Expenses	1.0	2.0	0.0	2.0
Equipment	0.0	0.0	0.0	0.0
Capital Outlay	0.0	0.0	0.0	0.0
Debt Service	0.0	0.0	0.0	0.0
Cost Allocation	0.0	0.0	0.0	0.0
Transfers	0.0	0.0	0.0	0.0
<b>Expenditure Categories Total:</b>	<b>1.0</b>	<b>2.0</b>	<b>0.0</b>	<b>2.0</b>
<b>Fund CC2500-N Total:</b>	<b>1.0</b>	<b>2.0</b>	<b>0.0</b>	<b>2.0</b>

## Program Group Summary of Expenditures and Budget Request for Selected Funds

<b>Agency:</b>	Corporation Commission
<b>Program:</b>	Administration

		FY 2019 Actual	FY 2020 Expd. Plan	FY 2021 Fund. Issue	FY 2021 Total Request
<b>Fund: CC3043-A Arizona Arts Trust Fund (Appropriated)</b>					
<b>Program Expenditures</b>					
COST CENTER/PROGRAM BUDGET UNIT					
1-1	Administration	0.0	1.3	0.0	1.3
	Total	0.0	1.3	0.0	1.3
<b>Appropriated Funding</b>					
<b>Expenditure Categories</b>					
	Personal Services	0.0	0.0	0.0	0.0
	Employee Related Expenses	0.0	0.0	0.0	0.0
	Professional and Outside Services	0.0	0.0	0.0	0.0
	Travel In-State	0.0	0.0	0.0	0.0
	Travel Out of State	0.0	0.0	0.0	0.0
	Food	0.0	0.0	0.0	0.0
	Aid to Organizations and Individuals	0.0	0.0	0.0	0.0
	Other Operating Expenses	0.0	1.3	0.0	1.3
	Equipment	0.0	0.0	0.0	0.0
	Capital Outlay	0.0	0.0	0.0	0.0
	Debt Service	0.0	0.0	0.0	0.0
	Cost Allocation	0.0	0.0	0.0	0.0
	Transfers	0.0	0.0	0.0	0.0
<b>Expenditure Categories Total:</b>		0.0	1.3	0.0	1.3
<b>Fund CC3043-A Total:</b>		0.0	1.3	0.0	1.3
<b>Program 1 Total:</b>		3,213.9	5,558.9	0.0	5,558.9

## Program Budget Unit Summary of Expenditures and Budget Request for All Funds

<b>Agency:</b>	Corporation Commission
<b>Program:</b>	Administration

Expenditure Categories	FY 2019 Actual	FY 2020 Expd. Plan	FY 2021 Fund. Issue	FY 2021 Total Request
0000 FTE	28.5	28.5	0.0	28.5
6000 Personal Services	1,808.9	2,046.0	0.0	2,046.0
6100 Employee Related Expenses	845.9	944.8	0.0	944.8
6200 Professional and Outside Services	0.0	0.0	0.0	0.0
6500 Travel In-State	9.2	39.0	0.0	39.0
6600 Travel Out of State	47.1	50.0	0.0	50.0
6700 Food	0.0	0.0	0.0	0.0
6800 Aid to Organizations and Individuals	0.0	0.0	0.0	0.0
7000 Other Operating Expenses	431.7	2,479.1	0.0	2,479.1
8000 Equipment	9.0	0.0	0.0	0.0
8100 Capital Outlay	0.0	0.0	0.0	0.0
8600 Debt Service	0.0	0.0	0.0	0.0
9000 Cost Allocation	0.0	0.0	0.0	0.0
9100 Transfers	62.1	0.0	0.0	0.0
<b>Expenditure Categories Total:</b>	3,213.9	5,558.9	0.0	5,558.9
<b>Fund Source</b>				
<b>Appropriated Funds</b>				
CC2172-A Utility Regulation Revolving (Appropriated)	2,607.6	4,277.2	0.0	4,277.2
CC2264-A Securities Regulatory & Enforcement (Appropriate)	256.5	715.4	0.0	715.4
CC2333-A Public Access Fund (Appropriated)	348.8	520.0	0.0	520.0
CC2404-A Securities Investment Management Fund (Approp)	0.0	43.0	0.0	43.0
CC3043-A Arizona Arts Trust Fund (Appropriated)	0.0	1.3	0.0	1.3
<b>Appropriated Funds Total:</b>	3,212.9	5,556.9	0.0	5,556.9
<b>Non-Appropriated Funds</b>				
CC2500-N IGA and ISA Fund (Non-Appropriated)	1.0	2.0	0.0	2.0
<b>Non-Appropriated Funds Total:</b>	1.0	2.0	0.0	2.0
<b>Fund Source Total:</b>	3,213.9	5,558.9	0.0	5,558.9



## Program Budget Unit Summary of Expenditures and Budget Request for Selected Funds

**Agency:** Corporation Commission

FY 2019 Actual	FY 2020 Expd. Plan	FY 2021 Fund. Issue	FY 2021 Total Request
-------------------	-----------------------	------------------------	--------------------------

**Program:** Administration

**Fund:** CC2172-A Utility Regulation Revolving

**Appropriated**

0000	FTE	24.0	24.0	0.0	24.0
6000	Personal Services	1,658.5	1,829.4	0.0	1,829.4
6100	Employee Related Expenses	714.7	824.5	0.0	824.5
6200	Professional and Outside Services	0.0	0.0	0.0	0.0
6500	Travel In-State	5.3	39.0	0.0	39.0
6600	Travel Out of State	47.1	50.0	0.0	50.0
6700	Food	0.0	0.0	0.0	0.0
6800	Aid to Organizations and Individuals	0.0	0.0	0.0	0.0
7000	Other Operating Expenses	179.5	1,534.3	0.0	1,534.3
8000	Equipment	2.5	0.0	0.0	0.0
8100	Capital Outlay	0.0	0.0	0.0	0.0
8600	Debt Service	0.0	0.0	0.0	0.0
9000	Cost Allocation	0.0	0.0	0.0	0.0
9100	Transfers	0.0	0.0	0.0	0.0
<b>Appropriated Total:</b>		2,607.6	4,277.2	0.0	4,277.2

**Fund Total:** 2,607.6 4,277.2 0.0 4,277.2

**Fund:** CC2264-A Securities Regulatory & Enforcement

**Appropriated**

0000	FTE	2.5	4.5	0.0	4.5
6000	Personal Services	72.7	216.6	0.0	216.6
6100	Employee Related Expenses	20.9	120.3	0.0	120.3
6200	Professional and Outside Services	0.0	0.0	0.0	0.0
6500	Travel In-State	0.0	0.0	0.0	0.0
6600	Travel Out of State	0.0	0.0	0.0	0.0
6700	Food	0.0	0.0	0.0	0.0
6800	Aid to Organizations and Individuals	0.0	0.0	0.0	0.0
7000	Other Operating Expenses	101.1	378.5	0.0	378.5
8000	Equipment	0.0	0.0	0.0	0.0
8100	Capital Outlay	0.0	0.0	0.0	0.0

## Program Budget Unit Summary of Expenditures and Budget Request for Selected Funds

Agency:	Corporation Commission			
	FY 2019 Actual	FY 2020 Expd. Plan	FY 2021 Fund. Issue	FY 2021 Total Request
<b>Program:</b> Administration				
<b>Fund:</b> CC2264-A Securities Regulatory & Enforcement				
<b>Appropriated</b>				
8600 Debt Service	0.0	0.0	0.0	0.0
9000 Cost Allocation	0.0	0.0	0.0	0.0
9100 Transfers	61.8	0.0	0.0	0.0
<b>Appropriated Total:</b>	256.5	715.4	0.0	715.4
<b>Fund Total:</b>	256.5	715.4	0.0	715.4
<b>Fund:</b> CC2333-A Public Access Fund				
<b>Appropriated</b>				
0000 FTE	2.0	0.0	0.0	0.0
6000 Personal Services	77.7	0.0	0.0	0.0
6100 Employee Related Expenses	110.3	0.0	0.0	0.0
6200 Professional and Outside Services	0.0	0.0	0.0	0.0
6500 Travel In-State	3.9	0.0	0.0	0.0
6600 Travel Out of State	0.0	0.0	0.0	0.0
6700 Food	0.0	0.0	0.0	0.0
6800 Aid to Organizations and Individuals	0.0	0.0	0.0	0.0
7000 Other Operating Expenses	150.1	520.0	0.0	520.0
8000 Equipment	6.5	0.0	0.0	0.0
8100 Capital Outlay	0.0	0.0	0.0	0.0
8600 Debt Service	0.0	0.0	0.0	0.0
9000 Cost Allocation	0.0	0.0	0.0	0.0
9100 Transfers	0.3	0.0	0.0	0.0
<b>Appropriated Total:</b>	348.8	520.0	0.0	520.0
<b>Fund Total:</b>	348.8	520.0	0.0	520.0
<b>Fund:</b> CC2404-A Securities Investment Management Fund				
<b>Appropriated</b>				
6000 Personal Services	0.0	0.0	0.0	0.0
6100 Employee Related Expenses	0.0	0.0	0.0	0.0

## Program Budget Unit Summary of Expenditures and Budget Request for Selected Funds

**Agency:** Corporation Commission

FY 2019 Actual	FY 2020 Expd. Plan	FY 2021 Fund. Issue	FY 2021 Total Request
-------------------	-----------------------	------------------------	--------------------------

**Program:** Administration

**Fund:** CC2404-A Securities Investment Management Fund

**Appropriated**

6200	Professional and Outside Services	0.0	0.0	0.0	0.0
6500	Travel In-State	0.0	0.0	0.0	0.0
6600	Travel Out of State	0.0	0.0	0.0	0.0
6700	Food	0.0	0.0	0.0	0.0
6800	Aid to Organizations and Individuals	0.0	0.0	0.0	0.0
7000	Other Operating Expenses	0.0	43.0	0.0	43.0
8000	Equipment	0.0	0.0	0.0	0.0
8100	Capital Outlay	0.0	0.0	0.0	0.0
8600	Debt Service	0.0	0.0	0.0	0.0
9000	Cost Allocation	0.0	0.0	0.0	0.0
9100	Transfers	0.0	0.0	0.0	0.0

<b>Appropriated Total:</b>		0.0	43.0	0.0	43.0
----------------------------	--	-----	------	-----	------

<b>Fund Total:</b>		0.0	43.0	0.0	43.0
--------------------	--	-----	------	-----	------

**Fund:** CC2500-N IGA and ISA Fund

**Non-Appropriated**

6000	Personal Services	0.0	0.0	0.0	0.0
6100	Employee Related Expenses	0.0	0.0	0.0	0.0
6200	Professional and Outside Services	0.0	0.0	0.0	0.0
6500	Travel In-State	0.0	0.0	0.0	0.0
6600	Travel Out of State	0.0	0.0	0.0	0.0
6700	Food	0.0	0.0	0.0	0.0
6800	Aid to Organizations and Individuals	0.0	0.0	0.0	0.0
7000	Other Operating Expenses	1.0	2.0	0.0	2.0
8000	Equipment	0.0	0.0	0.0	0.0
8100	Capital Outlay	0.0	0.0	0.0	0.0
8600	Debt Service	0.0	0.0	0.0	0.0
9000	Cost Allocation	0.0	0.0	0.0	0.0
9100	Transfers	0.0	0.0	0.0	0.0

## Program Budget Unit Summary of Expenditures and Budget Request for Selected Funds

Agency:	Corporation Commission			
	FY 2019 Actual	FY 2020 Expd. Plan	FY 2021 Fund. Issue	FY 2021 Total Request
<b>Program:</b> Administration				
<b>Fund:</b> CC2500-N IGA and ISA Fund				
<b>Non-Appropriated</b>				
<b>Non-Appropriated Total:</b>	1.0	2.0	0.0	2.0
<b>Fund Total:</b>	1.0	2.0	0.0	2.0
<b>Fund:</b> CC3043-A Arizona Arts Trust Fund				
<b>Appropriated</b>				
6000 Personal Services	0.0	0.0	0.0	0.0
6100 Employee Related Expenses	0.0	0.0	0.0	0.0
6200 Professional and Outside Services	0.0	0.0	0.0	0.0
6500 Travel In-State	0.0	0.0	0.0	0.0
6600 Travel Out of State	0.0	0.0	0.0	0.0
6700 Food	0.0	0.0	0.0	0.0
6800 Aid to Organizations and Individuals	0.0	0.0	0.0	0.0
7000 Other Operating Expenses	0.0	1.3	0.0	1.3
8000 Equipment	0.0	0.0	0.0	0.0
8100 Capital Outlay	0.0	0.0	0.0	0.0
8600 Debt Service	0.0	0.0	0.0	0.0
9000 Cost Allocation	0.0	0.0	0.0	0.0
9100 Transfers	0.0	0.0	0.0	0.0
<b>Appropriated Total:</b>	0.0	1.3	0.0	1.3
<b>Fund Total:</b>	0.0	1.3	0.0	1.3
<b>Program Total For Selected Funds:</b>	3,213.9	5,558.9	0.0	5,558.9

## Program Expenditure Schedule

<b>Agency:</b>	<b>Corporation Commission</b>
<b>Program:</b>	<b>Administration</b>

	FY 2019 Actual	FY 2020 Expd. Plan
FTE	28.5	28.5
<b>Expenditure Category Total</b>	<b>28.5</b>	<b>28.5</b>
<b>Appropriated</b>		
CC2172-A Utility Regulation Revolving (Appropriated)	24.0	24.0
CC2264-A Securities Regulatory & Enforcement (Appropriated)	2.5	4.5
CC2333-A Public Access Fund (Appropriated)	2.0	0.0
<b>Fund Source Total</b>	<b>28.5</b>	<b>28.5</b>
<hr/>		
Personal Services	1,808.9	2,046.0
Boards and Commissions	0.0	0.0
<b>Expenditure Category Total</b>	<b>1,808.9</b>	<b>2,046.0</b>
<b>Appropriated</b>		
CC2172-A Utility Regulation Revolving (Appropriated)	1,658.5	1,829.4
CC2264-A Securities Regulatory & Enforcement (Appropriated)	72.7	216.6
CC2333-A Public Access Fund (Appropriated)	77.7	0.0
<b>Fund Source Total</b>	<b>1,808.9</b>	<b>2,046.0</b>
<hr/>		
Employee Related Expenses	845.9	944.8
<b>Expenditure Category Total</b>	<b>845.9</b>	<b>944.8</b>
<b>Appropriated</b>		
CC2172-A Utility Regulation Revolving (Appropriated)	714.7	824.5
CC2264-A Securities Regulatory & Enforcement (Appropriated)	20.9	120.3
CC2333-A Public Access Fund (Appropriated)	110.3	0.0
<b>Fund Source Total</b>	<b>845.9</b>	<b>944.8</b>
<hr/>		
Professional and Outside Services		0.0
External Prof/Outside Serv Budg And Appn	0.0	
External Investment Services	0.0	
Other External Financial Services	0.0	
Attorney General Legal Services	0.0	
External Legal Services	0.0	
External Engineer/Architect Cost - Exp	0.0	
External Engineer/Architect Cost- Cap	0.0	
Other Design	0.0	
Temporary Agency Services	0.0	
Hospital Services	0.0	
Other Medical Services	0.0	
Institutional Care	0.0	
Education And Training	0.0	
Vendor Travel	0.0	
Professional & Outside Services Excluded from Cost Alloca	0.0	
Vendor Travel - Non Reportable	0.0	
External Telecom Consulting Services	0.0	
Costs related to those in custody of the State	0.0	
Non - Confidential Specialist Fees	0.0	
Confidential Specialist Fees	0.0	
Outside Actuarial Costs	0.0	

## Program Expenditure Schedule

<b>Agency:</b>	<b>Corporation Commission</b>
<b>Program:</b>	<b>Administration</b>

	FY 2019 Actual	FY 2020 Expd. Plan
Other Professional And Outside Services	0.0	
<b>Expenditure Category Total</b>	<b>0.0</b>	<b>0.0</b>
<b>Appropriated</b>		
CC2172-A Utility Regulation Revolving (Appropriated)	0.0	0.0
<b>Fund Source Total</b>	<b>0.0</b>	<b>0.0</b>
<hr/>		
Travel In-State	9.2	39.0
<b>Expenditure Category Total</b>	<b>9.2</b>	<b>39.0</b>
<b>Appropriated</b>		
CC2172-A Utility Regulation Revolving (Appropriated)	5.3	39.0
CC2333-A Public Access Fund (Appropriated)	3.9	0.0
<b>Fund Source Total</b>	<b>9.2</b>	<b>39.0</b>
<hr/>		
Travel Out of State	47.1	50.0
<b>Expenditure Category Total</b>	<b>47.1</b>	<b>50.0</b>
<b>Appropriated</b>		
CC2172-A Utility Regulation Revolving (Appropriated)	47.1	50.0
<b>Fund Source Total</b>	<b>47.1</b>	<b>50.0</b>
<hr/>		
Food	0.0	0.0
<b>Expenditure Category Total</b>	<b>0.0</b>	<b>0.0</b>
<hr/>		
Aid to Organizations and Individuals	0.0	0.0
<b>Expenditure Category Total</b>	<b>0.0</b>	<b>0.0</b>
<hr/>		
Other Operating Expenses		2,479.1
Other Operating Expenditures Budg Approp	0.0	
Other Operating Expenditures Excluded from Cost Allocati	0.0	
Risk Management Charges To State Agency	17.3	
Risk Management Deductible - Indemnity	0.0	
Risk Management Deductible - Legal	0.0	
Risk Management Deductible - Medical	0.0	
Risk Management Deductible - Other	0.0	
Gen Liab- Non Physical-Taxable- Self Ins	0.0	
Gross Proceeds Payments To Attorneys	0.0	
General Liability- Non-Taxable- Self Ins	0.0	
Medical Malpractice - Self-Insured	0.0	
Automobile Liability - Self Insured	0.0	
General Property Damage - Self- Insured	0.0	
Automobile Physical Damage-Self Insured	0.0	
Liability Insurance Premiums	0.0	
Property Insurance Premiums	0.0	
Workers Compensation Benefit Payments	0.0	
Self Insurance - Administrative Fees	0.0	
Self Insurance - Premiums	0.0	
Self Insurance - Claim Payments	0.0	

## Program Expenditure Schedule

<b>Agency:</b>	<b>Corporation Commission</b>
<b>Program:</b>	<b>Administration</b>

	FY 2019 Actual	FY 2020 Expd. Plan
Self Insurance - Pharmacy Claims	0.0	
Premium Tax On Altcs	0.0	
Other Insurance-Related Charges	0.0	
Internal Service Data Processing	0.0	
Internal Service Data Proc- Pc/Lan	0.0	
External Programming-Mainframe/Legacy	1.0	
External Programming- Pc/Lan/Serv/Web	0.0	
External Data Entry	0.0	
Othr External Data Proc-Mainframe/Legacy	0.0	
Othr External Data Proc-Pc/Lan/Serv/Web	0.0	
Pmt for AFIS Development & Usage	2.0	
Internal Service Telecommunications	0.0	
External Telecom Long Distance-In-State	22.9	
External Telecom Long Distance-Out-State	0.0	
Other External Telecommunication Service	0.0	
Electricity	0.0	
Sanitation Waste Disposal	0.0	
Water	0.0	
Gas And Fuel Oil For Buildings	0.0	
Other Utilities	0.0	
Building Rent Charges To State Agencies	217.1	
Priv Lease To Own Bld Rent Chrgs To Agy	0.0	
Cert Of Part Bld Rent Chrgs To Agy	0.0	
Rental Of Land And Buildings	0.1	
Rental Of Computer Equipment	0.0	
Rental Of Other Machinery And Equipment	9.8	
Miscellaneous Rent	4.1	
Interest On Overdue Payments	0.0	
All Other Interest Payments	0.0	
Internal Acct/Budg/Financial Svcs	0.0	
Other Internal Services	0.0	
Repair And Maintenance - Buildings	3.7	
Repair And Maintenance - Vehicles	0.0	
Repair And Maint - Mainframe And Legacy	0.0	
Repair And Maint-Pc/Lan/Serv/Web	0.0	
Repair And Maintenance - Other Equipment	8.4	
Other Repair And Maintenance	0.2	
Software Support And Maintenance	1.7	
Uniforms	0.0	
Inmate Clothing	0.0	
Security Supplies	0.0	
Office Supplies	9.0	
Computer Supplies	1.3	
Housekeeping Supplies	0.0	
Bedding And Bath Supplies	0.0	
Drugs And Medicine Supplies	0.0	
Medical Supplies	0.0	
Dental Supplies	0.0	
Automotive And Transportation Fuels	0.0	
Automotive Lubricants And Supplies	0.0	
Rpr And Maint Supplies-Not Auto Or Build	0.0	

## Program Expenditure Schedule

<b>Agency:</b>	<b>Corporation Commission</b>
<b>Program:</b>	<b>Administration</b>

	FY 2019 Actual	FY 2020 Expd. Plan
Repair And Maintenance Supplies-Building	0.0	
Other Operating Supplies	3.1	
Publications	0.0	
Aggregate Withheld Or Paid Commissions	0.0	
Lottery Prizes	0.0	
Lottery Distribution Costs	0.0	
Material for Further Processing	0.0	
Other Resale Supplies	0.0	
Loss On Sales Of Capital Assets	0.0	
Loss on Sales of Investments	0.0	
Employee Tuition Reimbursement-Graduate	0.0	
Employee Tuition Reimb Under-Grad/Other	0.0	
Conference Registration-Attendance Fees	21.5	
Other Education And Training Costs	5.2	
Advertising	0.2	
Sponsorships	0.0	
Internal Printing	0.5	
External Printing	0.0	
Photography	0.6	
Postage And Delivery	5.2	
Document shredding and Destruction Services	0.2	
Translation and Sign Language Services	0.0	
Distribution To State Universities	0.0	
Other Intrastate Distributions	0.0	
Awards	2.0	
Entertainment And Promotional Items	0.0	
Dues	56.9	
Books- Subscriptions And Publications	18.6	
Costs For Digital Image Or Microfilm	0.0	
Revolving Fund Advances	0.0	
Credit Card Fees Over Approved Limit	0.0	
Relief Bill Expenditures	0.0	
Surplus Property Distr To State Agencies	0.0	
Security Services	18.8	
Judgments - Damages	0.0	
ICA Payments to Claimants Confidential	0.0	
Jdgmnt-Confidential Restitution To Indiv	0.0	
Judgments - Non-Confidential Restitution	0.0	
Judgments - Punitive And Compensatory	0.0	
Pmts Made to Resolve/Disputes/Avoid Costs of Litigation	0.0	
Pmts For Contracted State Inmate Labor	0.0	
Payments To State Inmates	0.0	
Bad Debt Expense	0.0	
Interview Expense	0.0	
Employee Relocations-Nontaxable	0.0	
Employee Relocations-Taxable	0.0	
Non-Confidential Invest/Legal/Law Enf	0.0	
Conf/Sensitive Invest/Legal/Undercover	0.0	
Fingerprinting, Background Checks, Etc.	0.0	
Other Miscellaneous Operating	0.3	



## Program Expenditure Schedule

<b>Agency:</b>	<b>Corporation Commission</b>
<b>Program:</b>	<b>Administration</b>

	FY 2019 Actual	FY 2020 Expd. Plan
<b>Expenditure Category Total</b>	<b>431.7</b>	<b>2,479.1</b>
<b>Appropriated</b>		
CC2172-A Utility Regulation Revolving (Appropriated)	179.5	1,534.3
CC2264-A Securities Regulatory & Enforcement (Appropriated)	101.1	378.5
CC2333-A Public Access Fund (Appropriated)	150.1	520.0
CC2404-A Securities Investment Management Fund (Appropriated)	0.0	43.0
CC3043-A Arizona Arts Trust Fund (Appropriated)	0.0	1.3
	<b>430.7</b>	<b>2,477.1</b>
<b>Non-Appropriated</b>		
CC2500-N IGA and ISA Fund (Non-Appropriated)	1.0	2.0
	<b>1.0</b>	<b>2.0</b>
<b>Fund Source Total</b>	<b>431.7</b>	<b>2,479.1</b>

Current Year Expenditures		0.0
Capital Equipment Budget And Approp	0.0	
Vehicles Capital Purchase	0.0	
Vehicles Capital Leases	0.0	
Furniture Capital Purchase	0.0	
Depreciable Works Of Art & Hist Treas/Coll Capital Purcha	0.0	
Non Depr Works Of Art & Hist Treas/Coll Cap Purchase	0.0	
Furniture Capital Leases	0.0	
Computer Equipment Capital Purchase	0.0	
Computer Equipment Capital Lease	0.0	
Telecommunication Equip-Capital Purchase	0.0	
Telecommunication Equip-Capital Lease	0.0	
Other Equipment Capital Purchase	0.0	
Other Equipment Capital Leases	0.0	
Purchased Or Licensed Software-Website	0.0	
Internally Generated Software-Website	0.0	
Development in Progress	0.0	
Right-Of-Way/Easement/Extraction Rights	0.0	
Oth Int Assets purchased, licensed or internally generate	0.0	
Other intangible assets acquired by capital lease	0.0	
Other Capital Asset Purchases	0.0	
Leasehold Improvement-Capital Purchase	0.0	
Other Capital Asset Leases	0.0	
Non-Capital Equip Budget And Approp	0.0	
Vehicles Non-Capital Purchase	0.0	
Vehicles Non-Capital Leases	0.0	
Furniture Non-Capital Purchase	3.2	
Works Of Art And Hist Treas-Non Capital	0.0	
Furniture Non-Capital Leases	0.0	
Computer Equipment Non-Capital Purchase	0.0	
Computer Equipment Non-Capital Lease	0.0	
Telecomm Equip Non-Capital Purchase	0.0	
Telecomm Equip Non-Capital Leases	0.0	
Other Equipment Non-Capital Purchase	5.8	
Weapons Non-Capital Purchase	0.0	
Other Equipment Non-Capital Lease	0.0	
Purchased Or Licensed Software/Website	0.0	
Internally Generated Software/Website	0.0	

## Program Expenditure Schedule

<b>Agency:</b>	<b>Corporation Commission</b>
<b>Program:</b>	<b>Administration</b>

	FY 2019 Actual	FY 2020 Expd. Plan
LICENSES AND PERMITS	0.0	
Right-Of-Way/Easement/Extraction Exp	0.0	
Other Intangible Assets - Purchased, Licensed or Internall	0.0	
Noncapital Software/Web By Capital Lease	0.0	
Other Intangible Assets Acquired by Capital Lease	0.0	
Other Long Lived Tangible Assets to be Expenses	0.0	
Non-Capital Equipment Excluded from Cost Allocation	0.0	
<b>Expenditure Category Total</b>	<b>9.0</b>	<b>0.0</b>
<b>Appropriated</b>		
CC2172-A Utility Regulation Revolving (Appropriated)	2.5	0.0
CC2333-A Public Access Fund (Appropriated)	6.5	0.0
<b>Fund Source Total</b>	<b>9.0</b>	<b>0.0</b>
<hr/>		
Capital Outlay	0.0	0.0
<b>Expenditure Category Total</b>	<b>0.0</b>	<b>0.0</b>
<hr/>		
Debt Service	0.0	0.0
<b>Expenditure Category Total</b>	<b>0.0</b>	<b>0.0</b>
<hr/>		
Cost Allocation	0.0	0.0
<b>Expenditure Category Total</b>	<b>0.0</b>	<b>0.0</b>
<hr/>		
Transfers	62.1	0.0
<b>Expenditure Category Total</b>	<b>62.1</b>	<b>0.0</b>
<b>Appropriated</b>		
CC2264-A Securities Regulatory & Enforcement (Appropriated)	61.8	0.0
CC2333-A Public Access Fund (Appropriated)	0.3	0.0
<b>Fund Source Total</b>	<b>62.1</b>	<b>0.0</b>

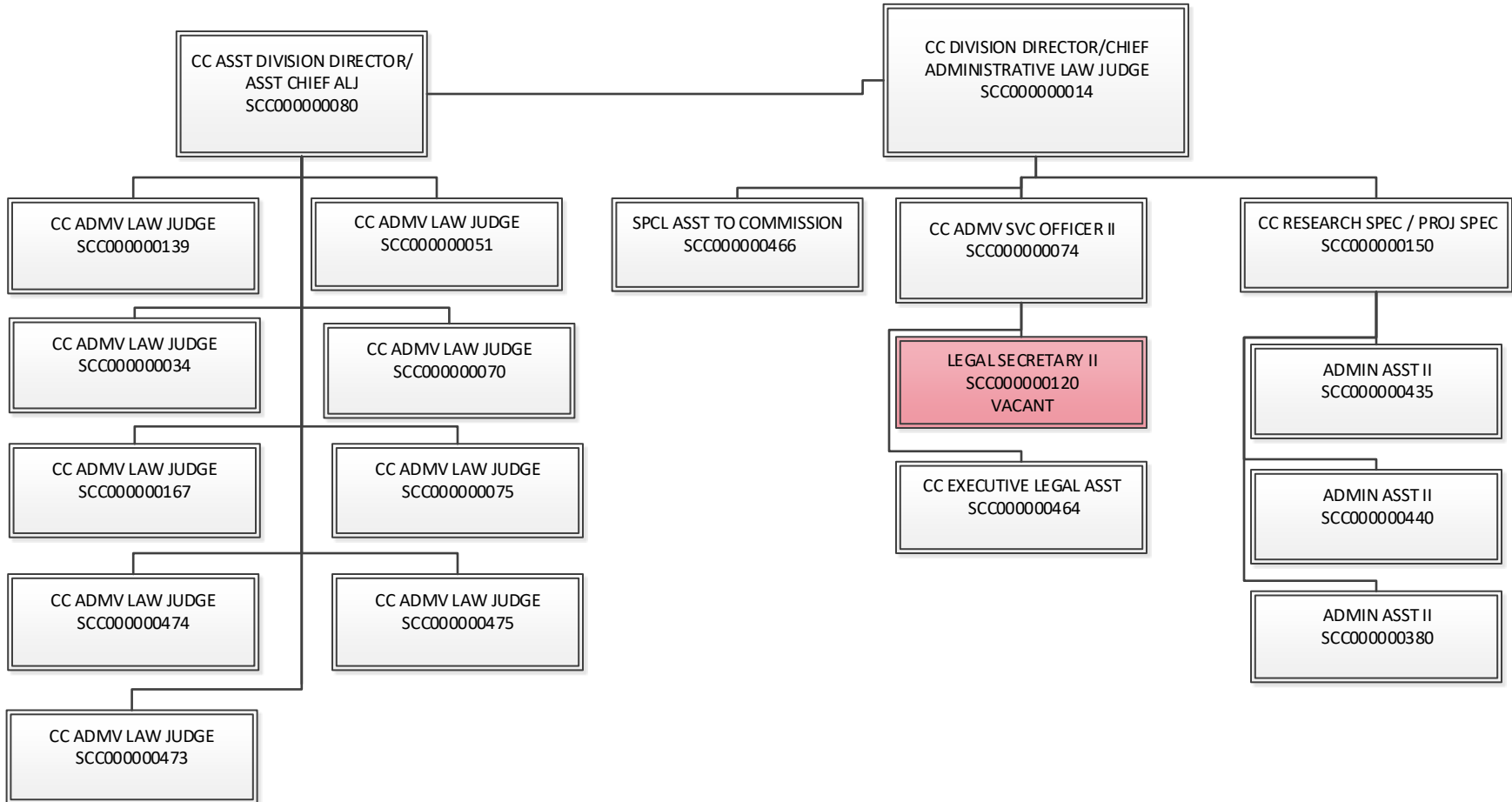
<b>Employee Retirement Coverage</b>
-------------------------------------

Retirement System	FTE	Personal Services	Fund#
Arizona State Retirement System	18.0	1,332.4	CC2172-A
EORP, defined contribution	5.0	397.5	CC2172-A
Arizona State Retirement System	4.5	216.6	CC2264-A
ASRS – return to work	1.0	99.5	CC2172-A

<b>Combined Regular &amp; Elected Positions At/Above FICA Maximum of \$128,400</b>
------------------------------------------------------------------------------------

Total FTE	Personal Services	FTE's not eligible for Health, Dental & Life
1.0	154.3	0.0

# ARIZONA CORPORATION COMMISSION HEARING DIVISION



## Program Summary of Expenditures and Budget Request

<b>Agency:</b>	Corporation Commission
<b>Program:</b>	Hearings

	FY 2019 Actual	FY 2020 Expd. Plan	FY 2021 Fund. Issue	FY 2021 Total Request
<b>Program Summary</b>				
2-1 Hearings	2,200.5	2,092.2	513.0	2,605.2
<b>Program Summary Total:</b>	2,200.5	2,092.2	513.0	2,605.2
<b>Expenditure Categories</b>				
0000 FTE Positions	19.0	23.0	0.0	23.0
6000 Personal Services	1,369.0	1,442.1	400.0	1,842.1
6100 Employee Related Expenses	497.8	538.6	80.0	618.6
6200 Professional and Outside Services	5.3	7.0	0.0	7.0
6500 Travel In-State	6.0	7.5	0.0	7.5
6600 Travel Out of State	4.9	6.5	0.0	6.5
6700 Food	0.0	0.0	0.0	0.0
6800 Aid to Organizations and Individuals	0.0	0.0	0.0	0.0
7000 Other Operating Expenses	287.0	78.5	33.0	111.5
8000 Equipment	13.0	12.0	0.0	12.0
8100 Capital Outlay	0.0	0.0	0.0	0.0
8600 Debt Service	0.0	0.0	0.0	0.0
9000 Cost Allocation	0.0	0.0	0.0	0.0
9100 Transfers	17.5	0.0	0.0	0.0
<b>Expenditure Categories Total:</b>	2,200.5	2,092.2	513.0	2,605.2
<b>Fund Source</b>				
<b>Appropriated Funds</b>				
CC2172-A Utility Regulation Revolving (Appropriated)	1,654.7	2,092.2	513.0	2,605.2
CC2264-A Securities Regulatory & Enforcement (Appropriate)	545.8	0.0	0.0	0.0
<b>Fund Source Total:</b>	2,200.5	2,092.2	513.0	2,605.2

## Program Group Summary of Expenditures and Budget Request for Selected Funds

<b>Agency:</b>	Corporation Commission
<b>Program:</b>	Hearings

	FY 2019 Actual	FY 2020 Expd. Plan	FY 2021 Fund. Issue	FY 2021 Total Request
--	-------------------	-----------------------	------------------------	--------------------------

<b>Fund:</b>	CC2172-A Utility Regulation Revolving (Appropriated)
--------------	------------------------------------------------------

### Program Expenditures

COST CENTER/PROGRAM BUDGET UNIT

2-1	Hearings	1,654.7	2,092.2	513.0	2,605.2
	Total	1,654.7	2,092.2	513.0	2,605.2

### Appropriated Funding

#### Expenditure Categories

FTE Positions	13.5	23.0	0.0	23.0
Personal Services	993.0	1,442.1	400.0	1,842.1
Employee Related Expenses	362.6	538.6	80.0	618.6
Professional and Outside Services	5.3	7.0	0.0	7.0
Travel In-State	6.0	7.5	0.0	7.5
Travel Out of State	2.7	6.5	0.0	6.5
Food	0.0	0.0	0.0	0.0
Aid to Organizations and Individuals	0.0	0.0	0.0	0.0
Other Operating Expenses	266.6	78.5	33.0	111.5
Equipment	1.0	12.0	0.0	12.0
Capital Outlay	0.0	0.0	0.0	0.0
Debt Service	0.0	0.0	0.0	0.0
Cost Allocation	0.0	0.0	0.0	0.0
Transfers	17.5	0.0	0.0	0.0

<b>Expenditure Categories Total:</b>	1,654.7	2,092.2	513.0	2,605.2
--------------------------------------	---------	---------	-------	---------

<b>Fund CC2172-A Total:</b>	1,654.7	2,092.2	513.0	2,605.2
-----------------------------	---------	---------	-------	---------

## Program Group Summary of Expenditures and Budget Request for Selected Funds

<b>Agency:</b>	Corporation Commission
<b>Program:</b>	Hearings

	FY 2019 Actual	FY 2020 Expd. Plan	FY 2021 Fund. Issue	FY 2021 Total Request
--	-------------------	-----------------------	------------------------	--------------------------

<b>Fund:</b>	CC2264-A Securities Regulatory & Enforcement (Appropriated)
--------------	-------------------------------------------------------------

### Program Expenditures

COST CENTER/PROGRAM BUDGET UNIT					
2-1	Hearings	545.8	0.0	0.0	0.0
	Total	545.8	0.0	0.0	0.0

### Appropriated Funding

#### Expenditure Categories

FTE Positions	5.5	0.0	0.0	0.0
Personal Services	376.0	0.0	0.0	0.0
Employee Related Expenses	135.2	0.0	0.0	0.0
Professional and Outside Services	0.0	0.0	0.0	0.0
Travel In-State	0.0	0.0	0.0	0.0
Travel Out of State	2.2	0.0	0.0	0.0
Food	0.0	0.0	0.0	0.0
Aid to Organizations and Individuals	0.0	0.0	0.0	0.0
Other Operating Expenses	20.4	0.0	0.0	0.0
Equipment	12.0	0.0	0.0	0.0
Capital Outlay	0.0	0.0	0.0	0.0
Debt Service	0.0	0.0	0.0	0.0
Cost Allocation	0.0	0.0	0.0	0.0
Transfers	0.0	0.0	0.0	0.0
<b>Expenditure Categories Total:</b>	<b>545.8</b>	<b>0.0</b>	<b>0.0</b>	<b>0.0</b>
<b>Fund CC2264-A Total:</b>	<b>545.8</b>	<b>0.0</b>	<b>0.0</b>	<b>0.0</b>
<b>Program 2 Total:</b>	<b>2,200.5</b>	<b>2,092.2</b>	<b>513.0</b>	<b>2,605.2</b>

## Program Budget Unit Summary of Expenditures and Budget Request for All Funds

<b>Agency:</b>	Corporation Commission
<b>Program:</b>	Hearings

Expenditure Categories	FY 2019 Actual	FY 2020 Expd. Plan	FY 2021 Fund. Issue	FY 2021 Total Request
0000 FTE	19.0	23.0	0.0	23.0
6000 Personal Services	1,369.0	1,442.1	400.0	1,842.1
6100 Employee Related Expenses	497.8	538.6	80.0	618.6
6200 Professional and Outside Services	5.3	7.0	0.0	7.0
6500 Travel In-State	6.0	7.5	0.0	7.5
6600 Travel Out of State	4.9	6.5	0.0	6.5
6700 Food	0.0	0.0	0.0	0.0
6800 Aid to Organizations and Individuals	0.0	0.0	0.0	0.0
7000 Other Operating Expenses	287.0	78.5	33.0	111.5
8000 Equipment	13.0	12.0	0.0	12.0
8100 Capital Outlay	0.0	0.0	0.0	0.0
8600 Debt Service	0.0	0.0	0.0	0.0
9000 Cost Allocation	0.0	0.0	0.0	0.0
9100 Transfers	17.5	0.0	0.0	0.0
<b>Expenditure Categories Total:</b>	2,200.5	2,092.2	513.0	2,605.2
<b>Fund Source</b>				
<b>Appropriated Funds</b>				
CC2172-A Utility Regulation Revolving (Appropriated)	1,654.7	2,092.2	513.0	2,605.2
CC2264-A Securities Regulatory & Enforcement (Appropriate)	545.8	0.0	0.0	0.0
	2,200.5	2,092.2	513.0	2,605.2
<b>Fund Source Total:</b>	2,200.5	2,092.2	513.0	2,605.2

## Program Budget Unit Summary of Expenditures and Budget Request for Selected Funds

**Agency:** Corporation Commission

FY 2019 Actual	FY 2020 Expd. Plan	FY 2021 Fund. Issue	FY 2021 Total Request
-------------------	-----------------------	------------------------	--------------------------

**Program:** Hearings

**Fund:** CC2172-A Utility Regulation Revolving

**Appropriated**

0000	FTE	13.5	23.0	0.0	23.0
6000	Personal Services	993.0	1,442.1	400.0	1,842.1
6100	Employee Related Expenses	362.6	538.6	80.0	618.6
6200	Professional and Outside Services	5.3	7.0	0.0	7.0
6500	Travel In-State	6.0	7.5	0.0	7.5
6600	Travel Out of State	2.7	6.5	0.0	6.5
6700	Food	0.0	0.0	0.0	0.0
6800	Aid to Organizations and Individuals	0.0	0.0	0.0	0.0
7000	Other Operating Expenses	266.6	78.5	33.0	111.5
8000	Equipment	1.0	12.0	0.0	12.0
8100	Capital Outlay	0.0	0.0	0.0	0.0
8600	Debt Service	0.0	0.0	0.0	0.0
9000	Cost Allocation	0.0	0.0	0.0	0.0
9100	Transfers	17.5	0.0	0.0	0.0
<b>Appropriated Total:</b>		1,654.7	2,092.2	513.0	2,605.2

**Fund Total:** 1,654.7 2,092.2 513.0 2,605.2

**Fund:** CC2264-A Securities Regulatory & Enforcement

**Appropriated**

0000	FTE	5.5	0.0	0.0	0.0
6000	Personal Services	376.0	0.0	0.0	0.0
6100	Employee Related Expenses	135.2	0.0	0.0	0.0
6200	Professional and Outside Services	0.0	0.0	0.0	0.0
6500	Travel In-State	0.0	0.0	0.0	0.0
6600	Travel Out of State	2.2	0.0	0.0	0.0
6700	Food	0.0	0.0	0.0	0.0
6800	Aid to Organizations and Individuals	0.0	0.0	0.0	0.0
7000	Other Operating Expenses	20.4	0.0	0.0	0.0
8000	Equipment	12.0	0.0	0.0	0.0
8100	Capital Outlay	0.0	0.0	0.0	0.0



## Program Budget Unit Summary of Expenditures and Budget Request for Selected Funds

<b>Agency:</b>	Corporation Commission			
	<b>FY 2019</b>	<b>FY 2020</b>	<b>FY 2021</b>	<b>FY 2021</b>
	<b>Actual</b>	<b>Expd. Plan</b>	<b>Fund. Issue</b>	<b>Total Request</b>
<b>Program:</b>	Hearings			
<b>Fund:</b>	CC2264-A Securities Regulatory & Enforcement			
	<b>Appropriated</b>			
8600 Debt Service	0.0	0.0	0.0	0.0
9000 Cost Allocation	0.0	0.0	0.0	0.0
9100 Transfers	0.0	0.0	0.0	0.0
<b>Appropriated Total:</b>	545.8	0.0	0.0	0.0
<b>Fund Total:</b>	545.8	0.0	0.0	0.0
<b>Program Total For Selected Funds:</b>	2,200.5	2,092.2	513.0	2,605.2

## Program Expenditure Schedule

<b>Agency:</b>	<b>Corporation Commission</b>
<b>Program:</b>	<b>Hearings</b>

	FY 2019 Actual	FY 2020 Expd. Plan
FTE	19.0	23.0
<b>Expenditure Category Total</b>	<b>19.0</b>	<b>23.0</b>
<b>Appropriated</b>		
CC2172-A Utility Regulation Revolving (Appropriated)	13.5	23.0
CC2264-A Securities Regulatory & Enforcement (Appropriated)	5.5	0.0
<b>Fund Source Total</b>	<b>19.0</b>	<b>23.0</b>
<hr/>		
Personal Services	1,369.0	1,442.1
Boards and Commissions	0.0	0.0
<b>Expenditure Category Total</b>	<b>1,369.0</b>	<b>1,442.1</b>
<b>Appropriated</b>		
CC2172-A Utility Regulation Revolving (Appropriated)	993.0	1,442.1
CC2264-A Securities Regulatory & Enforcement (Appropriated)	376.0	0.0
<b>Fund Source Total</b>	<b>1,369.0</b>	<b>1,442.1</b>
<hr/>		
Employee Related Expenses	497.8	538.6
<b>Expenditure Category Total</b>	<b>497.8</b>	<b>538.6</b>
<b>Appropriated</b>		
CC2172-A Utility Regulation Revolving (Appropriated)	362.6	538.6
CC2264-A Securities Regulatory & Enforcement (Appropriated)	135.2	0.0
<b>Fund Source Total</b>	<b>497.8</b>	<b>538.6</b>
<hr/>		
Professional and Outside Services		7.0
External Prof/Outside Serv Budg And Appn	0.0	
External Investment Services	0.0	
Other External Financial Services	0.0	
Attorney General Legal Services	0.0	
External Legal Services	3.6	
External Engineer/Architect Cost - Exp	0.0	
External Engineer/Architect Cost- Cap	0.0	
Other Design	0.0	
Temporary Agency Services	0.0	
Hospital Services	0.0	
Other Medical Services	0.0	
Institutional Care	0.0	
Education And Training	1.7	
Vendor Travel	0.0	
Professional & Outside Services Excluded from Cost Alloca	0.0	
Vendor Travel - Non Reportable	0.0	
External Telecom Consulting Services	0.0	
Costs related to those in custody of the State	0.0	
Non - Confidential Specialist Fees	0.0	
Confidential Specialist Fees	0.0	
Outside Actuarial Costs	0.0	
Other Professional And Outside Services	0.0	

## Program Expenditure Schedule

<b>Agency:</b>	<b>Corporation Commission</b>
<b>Program:</b>	<b>Hearings</b>

	FY 2019 Actual	FY 2020 Expd. Plan
<b>Expenditure Category Total</b>	<b>5.3</b>	<b>7.0</b>
<b>Appropriated</b>		
CC2172-A Utility Regulation Revolving (Appropriated)	5.3	7.0
<b>Fund Source Total</b>	<b>5.3</b>	<b>7.0</b>
<hr/>		
Travel In-State	6.0	7.5
<b>Expenditure Category Total</b>	<b>6.0</b>	<b>7.5</b>
<b>Appropriated</b>		
CC2172-A Utility Regulation Revolving (Appropriated)	6.0	7.5
<b>Fund Source Total</b>	<b>6.0</b>	<b>7.5</b>
<hr/>		
Travel Out of State	4.9	6.5
<b>Expenditure Category Total</b>	<b>4.9</b>	<b>6.5</b>
<b>Appropriated</b>		
CC2172-A Utility Regulation Revolving (Appropriated)	2.7	6.5
CC2264-A Securities Regulatory & Enforcement (Appropriated)	2.2	0.0
<b>Fund Source Total</b>	<b>4.9</b>	<b>6.5</b>
<hr/>		
Food	0.0	0.0
<b>Expenditure Category Total</b>	<b>0.0</b>	<b>0.0</b>
<hr/>		
Aid to Organizations and Individuals	0.0	0.0
<b>Expenditure Category Total</b>	<b>0.0</b>	<b>0.0</b>
<hr/>		
Other Operating Expenses		78.5
Other Operating Expenditures Budg Approp	0.0	
Other Operating Expenditures Excluded from Cost Allocati	0.0	
Risk Management Charges To State Agency	14.5	
Risk Management Deductible - Indemnity	0.0	
Risk Management Deductible - Legal	0.0	
Risk Management Deductible - Medical	0.0	
Risk Management Deductible - Other	0.0	
Gen Liab- Non Physical-Taxable- Self Ins	0.0	
Gross Proceeds Payments To Attorneys	0.0	
General Liability- Non-Taxable- Self Ins	0.0	
Medical Malpractice - Self-Insured	0.0	
Automobile Liability - Self Insured	0.0	
General Property Damage - Self- Insured	0.0	
Automobile Physical Damage-Self Insured	0.0	
Liability Insurance Premiums	0.0	
Property Insurance Premiums	0.0	
Workers Compensation Benefit Payments	0.0	
Self Insurance - Administrative Fees	0.0	
Self Insurance - Premiums	0.0	
Self Insurance - Claim Payments	0.0	
Self Insurance - Pharmacy Claims	0.0	

## Program Expenditure Schedule

<b>Agency:</b>	<b>Corporation Commission</b>
<b>Program:</b>	<b>Hearings</b>

	FY 2019 Actual	FY 2020 Expd. Plan
Premium Tax On Altcs	0.0	
Other Insurance-Related Charges	0.0	
Internal Service Data Processing	0.0	
Internal Service Data Proc- Pc/Lan	0.0	
External Programming-Mainframe/Legacy	0.0	
External Programming- Pc/Lan/Serv/Web	0.0	
External Data Entry	0.0	
Othr External Data Proc-Mainframe/Legacy	0.0	
Othr External Data Proc-Pc/Lan/Serv/Web	0.0	
Pmt for AFIS Development & Usage	0.5	
Internal Service Telecommunications	0.0	
External Telecom Long Distance-In-State	13.4	
External Telecom Long Distance-Out-State	0.0	
Other External Telecommunication Service	0.0	
Electricity	0.0	
Sanitation Waste Disposal	0.0	
Water	0.0	
Gas And Fuel Oil For Buildings	0.0	
Other Utilities	0.0	
Building Rent Charges To State Agencies	188.8	
Priv Lease To Own Bld Rent Chrgs To Agy	0.0	
Cert Of Part Bld Rent Chrgs To Agy	0.0	
Rental Of Land And Buildings	0.0	
Rental Of Computer Equipment	0.0	
Rental Of Other Machinery And Equipment	0.0	
Miscellaneous Rent	0.3	
Interest On Overdue Payments	0.0	
All Other Interest Payments	0.0	
Internal Acct/Budg/Financial Svcs	0.0	
Other Internal Services	0.0	
Repair And Maintenance - Buildings	0.2	
Repair And Maintenance - Vehicles	0.0	
Repair And Maint - Mainframe And Legacy	0.0	
Repair And Maint-Pc/Lan/Serv/Web	0.0	
Repair And Maintenance - Other Equipment	3.5	
Other Repair And Maintenance	0.0	
Software Support And Maintenance	1.0	
Uniforms	0.0	
Inmate Clothing	0.0	
Security Supplies	0.0	
Office Supplies	6.9	
Computer Supplies	1.9	
Housekeeping Supplies	0.0	
Bedding And Bath Supplies	0.0	
Drugs And Medicine Supplies	0.0	
Medical Supplies	0.0	
Dental Supplies	0.0	
Automotive And Transportation Fuels	0.0	
Automotive Lubricants And Supplies	0.0	
Rpr And Maint Supplies-Not Auto Or Build	0.0	
Repair And Maintenance Supplies-Building	0.0	

## Program Expenditure Schedule

<b>Agency:</b>	<b>Corporation Commission</b>
<b>Program:</b>	<b>Hearings</b>

	FY 2019 Actual	FY 2020 Expd. Plan
Other Operating Supplies	0.0	
Publications	0.0	
Aggregate Withheld Or Paid Commissions	0.0	
Lottery Prizes	0.0	
Lottery Distribution Costs	0.0	
Material for Further Processing	0.0	
Other Resale Supplies	0.0	
Loss On Sales Of Capital Assets	0.0	
Loss on Sales of Investments	0.0	
Employee Tuition Reimbursement-Graduate	0.0	
Employee Tuition Reimb Under-Grad/Other	0.0	
Conference Registration-Attendance Fees	5.6	
Other Education And Training Costs	2.3	
Advertising	0.0	
Sponsorships	0.0	
Internal Printing	0.0	
External Printing	0.0	
Photography	0.0	
Postage And Delivery	10.9	
Document shredding and Destruction Services	0.0	
Translation and Sign Language Services	0.0	
Distribution To State Universities	0.0	
Other Intrastate Distributions	0.0	
Awards	0.0	
Entertainment And Promotional Items	0.0	
Dues	5.0	
Books- Subscriptions And Publications	17.6	
Costs For Digital Image Or Microfilm	0.0	
Revolving Fund Advances	0.0	
Credit Card Fees Over Approved Limit	0.0	
Relief Bill Expenditures	0.0	
Surplus Property Distr To State Agencies	0.0	
Security Services	14.4	
Judgments - Damages	0.0	
ICA Payments to Claimants Confidential	0.0	
Jdgmnt-Confidential Restitution To Indiv	0.0	
Judgments - Non-Confidential Restitution	0.0	
Judgments - Punitive And Compensatory	0.0	
Pmts Made to Resolve/Disputes/Avoid Costs of Litigation	0.0	
Pmts For Contracted State Inmate Labor	0.0	
Payments To State Inmates	0.0	
Bad Debt Expense	0.0	
Interview Expense	0.0	
Employee Relocations-Nontaxable	0.0	
Employee Relocations-Taxable	0.0	
Non-Confidential Invest/Legal/Law Enf	0.0	
Conf/Sensitive Invest/Legal/Undercover	0.0	
Fingerprinting, Background Checks, Etc.	0.0	
Other Miscellaneous Operating	0.2	

## Program Expenditure Schedule

<b>Agency:</b>	<b>Corporation Commission</b>
<b>Program:</b>	<b>Hearings</b>

	<u>FY 2019 Actual</u>	<u>FY 2020 Expd. Plan</u>
<b>Expenditure Category Total</b>	<b>287.0</b>	<b>78.5</b>
<b>Appropriated</b>		
CC2172-A Utility Regulation Revolving (Appropriated)	266.6	78.5
CC2264-A Securities Regulatory & Enforcement (Appropriated)	20.4	0.0
	<u>287.0</u>	<u>78.5</u>
<b>Fund Source Total</b>	<b>287.0</b>	<b>78.5</b>
<hr/>		
Current Year Expenditures		12.0
Capital Equipment Budget And Approp	0.0	
Vehicles Capital Purchase	0.0	
Vehicles Capital Leases	0.0	
Furniture Capital Purchase	0.0	
Depreciable Works Of Art & Hist Treas/Coll Capital Purcha	0.0	
Non Depr Works Of Art & Hist Treas/Coll Cap Purchase	0.0	
Furniture Capital Leases	0.0	
Computer Equipment Capital Purchase	0.0	
Computer Equipment Capital Lease	0.0	
Telecommunication Equip-Capital Purchase	0.0	
Telecommunication Equip-Capital Lease	0.0	
Other Equipment Capital Purchase	12.0	
Other Equipment Capital Leases	0.0	
Purchased Or Licensed Software-Website	0.0	
Internally Generated Software-Website	0.0	
Development in Progress	0.0	
Right-Of-Way/Easement/Extraction Rights	0.0	
Oth Int Assets purchased, licensed or internally generate	0.0	
Other intangible assets acquired by capital lease	0.0	
Other Capital Asset Purchases	0.0	
Leasehold Improvement-Capital Purchase	0.0	
Other Capital Asset Leases	0.0	
Non-Capital Equip Budget And Approp	0.0	
Vehicles Non-Capital Purchase	0.0	
Vehicles Non-Capital Leases	0.0	
Furniture Non-Capital Purchase	0.0	
Works Of Art And Hist Treas-Non Capital	0.0	
Furniture Non-Capital Leases	0.0	
Computer Equipment Non-Capital Purchase	0.0	
Computer Equipment Non-Capital Lease	0.0	
Telecomm Equip Non-Capital Purchase	0.1	
Telecomm Equip Non-Capital Leases	0.0	
Other Equipment Non-Capital Purchase	0.9	
Weapons Non-Capital Purchase	0.0	
Other Equipment Non-Capital Lease	0.0	
Purchased Or Licensed Software/Website	0.0	
Internally Generated Software/Website	0.0	
LICENSES AND PERMITS	0.0	
Right-Of-Way/Easement/Extraction Exp	0.0	
Other Intangible Assets - Purchased, Licensed or Internall	0.0	
Noncapital Software/Web By Capital Lease	0.0	
Other Intangible Assets Acquired by Capital Lease	0.0	
Other Long Lived Tangible Assets to be Expenses	0.0	

## Program Expenditure Schedule

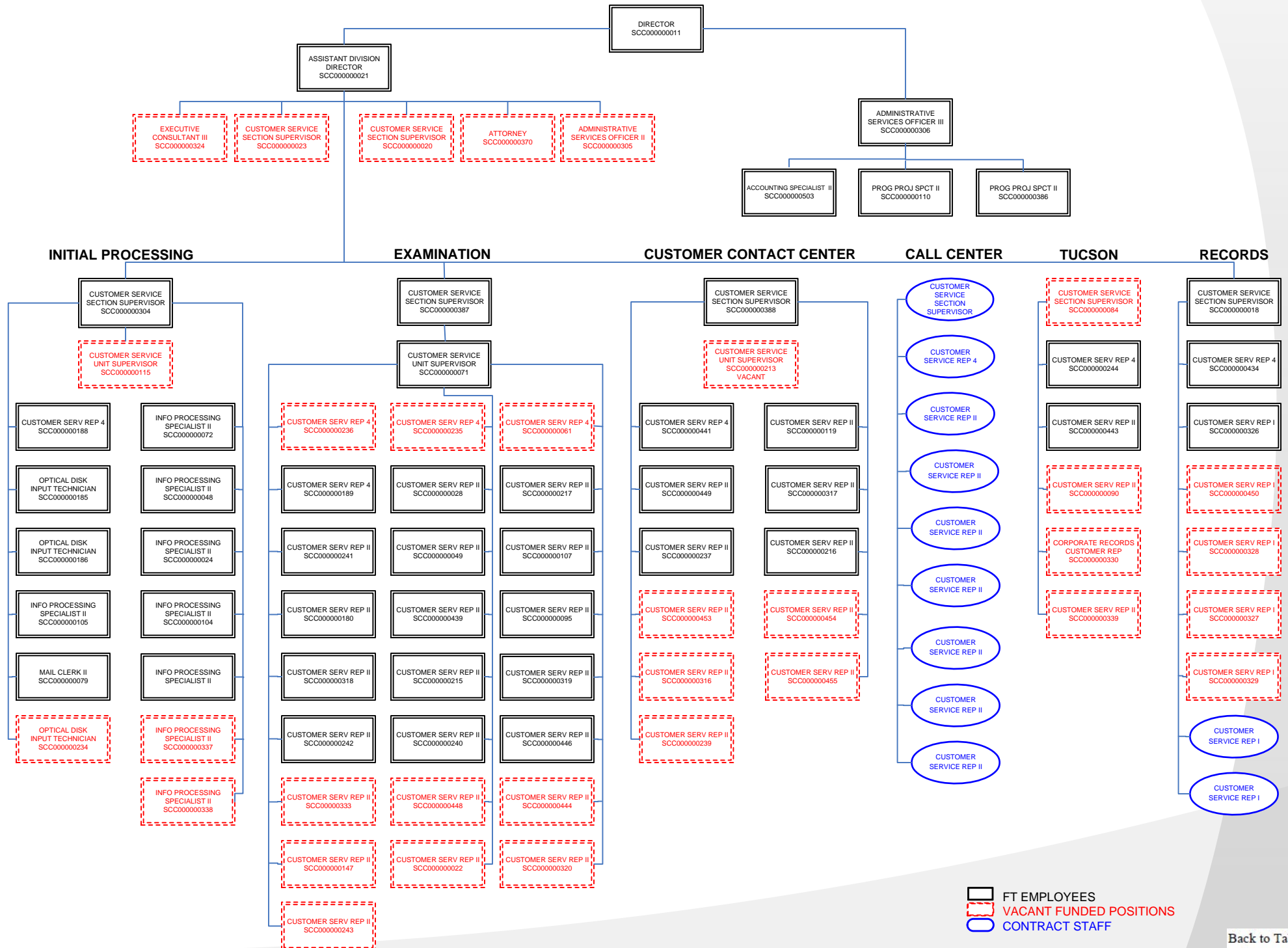
<b>Agency:</b>	<b>Corporation Commission</b>
<b>Program:</b>	<b>Hearings</b>

	FY 2019 Actual	FY 2020 Expd. Plan
Non-Capital Equipment Excluded from Cost Allocation	0.0	
<b>Expenditure Category Total</b>	<b>13.0</b>	<b>12.0</b>
<b>Appropriated</b>		
CC2172-A Utility Regulation Revolving (Appropriated)	1.0	12.0
CC2264-A Securities Regulatory & Enforcement (Appropriated)	12.0	0.0
<b>Fund Source Total</b>	<b>13.0</b>	<b>12.0</b>
<hr/>		
Capital Outlay	0.0	0.0
<b>Expenditure Category Total</b>	<b>0.0</b>	<b>0.0</b>
<hr/>		
Debt Service	0.0	0.0
<b>Expenditure Category Total</b>	<b>0.0</b>	<b>0.0</b>
<hr/>		
Cost Allocation	0.0	0.0
<b>Expenditure Category Total</b>	<b>0.0</b>	<b>0.0</b>
<hr/>		
Transfers	17.5	0.0
<b>Expenditure Category Total</b>	<b>17.5</b>	<b>0.0</b>
<b>Appropriated</b>		
CC2172-A Utility Regulation Revolving (Appropriated)	17.5	0.0
<b>Fund Source Total</b>	<b>17.5</b>	<b>0.0</b>

<b>Employee Retirement Coverage</b>			
	FTE	Personal Services	Fund#
Arizona State Retirement System	23.0	1,442.1	CC2172-A

<b>Combined Regular &amp; Elected Positions At/Above FICA Maximum of \$128,400</b>		
Total FTE	Personal Services	FTE's not eligible for Health, Dental & Life
0.0	0.0	0.0

# ARIZONA CORPORATION COMMISSION - CORPORATIONS DIVISION ORGANIZATIONAL CHART



  FT EMPLOYEES  
  VACANT FUNDED POSITIONS  
  CONTRACT STAFF



## Program Summary of Expenditures and Budget Request

<b>Agency:</b>	Corporation Commission
<b>Program:</b>	Corporations

	FY 2019 Actual	FY 2020 Expd. Plan	FY 2021 Fund. Issue	FY 2021 Total Request
<b>Program Summary</b>				
3-1 Corporations	3,773.3	3,450.2	0.0	3,450.2
3-2 SLI Corp. Filings, Same Day Service	0.0	402.0	0.0	402.0
<b>Program Summary Total:</b>	3,773.3	3,852.2	0.0	3,852.2
<b>Expenditure Categories</b>				
0000 FTE Positions	45.5	65.0	0.0	65.0
6000 Personal Services	1,681.1	2,380.0	0.0	2,380.0
6100 Employee Related Expenses	744.1	1,043.1	0.0	1,043.1
6200 Professional and Outside Services	750.3	233.8	0.0	233.8
6500 Travel In-State	0.0	0.0	0.0	0.0
6600 Travel Out of State	2.2	2.0	0.0	2.0
6700 Food	0.0	0.0	0.0	0.0
6800 Aid to Organizations and Individuals	0.0	0.0	0.0	0.0
7000 Other Operating Expenses	546.5	160.3	0.0	160.3
8000 Equipment	49.1	33.0	0.0	33.0
8100 Capital Outlay	0.0	0.0	0.0	0.0
8600 Debt Service	0.0	0.0	0.0	0.0
9000 Cost Allocation	0.0	0.0	0.0	0.0
9100 Transfers	0.0	0.0	0.0	0.0
<b>Expenditure Categories Total:</b>	3,773.3	3,852.2	0.0	3,852.2
<b>Fund Source</b>				
<b>Appropriated Funds</b>				
CC2333-A Public Access Fund (Appropriated)	3,722.6	3,802.8	0.0	3,802.8
CC3043-A Arizona Arts Trust Fund (Appropriated)	50.7	49.4	0.0	49.4
<b>Fund Source Total:</b>	3,773.3	3,852.2	0.0	3,852.2

## Program Group Summary of Expenditures and Budget Request for Selected Funds

<b>Agency:</b>	Corporation Commission
<b>Program:</b>	Corporations

	FY 2019 Actual	FY 2020 Expd. Plan	FY 2021 Fund. Issue	FY 2021 Total Request
--	-------------------	-----------------------	------------------------	--------------------------

<b>Fund:</b>	CC2333-A Public Access Fund (Appropriated)
--------------	--------------------------------------------

### Program Expenditures

COST CENTER/PROGRAM BUDGET UNIT					
3-1	Corporations	3,722.6	3,400.8	0.0	3,400.8
3-2	SLI Corp. Filings, Same Day Service	0.0	402.0	0.0	402.0
	Total	3,722.6	3,802.8	0.0	3,802.8

### Appropriated Funding

#### Expenditure Categories

	FTE Positions	44.5	64.0	0.0	64.0
	Personal Services	1,649.7	2,351.1	0.0	2,351.1
	Employee Related Expenses	724.8	1,022.6	0.0	1,022.6
	Professional and Outside Services	750.3	233.8	0.0	233.8
	Travel In-State	0.0	0.0	0.0	0.0
	Travel Out of State	2.2	2.0	0.0	2.0
	Food	0.0	0.0	0.0	0.0
	Aid to Organizations and Individuals	0.0	0.0	0.0	0.0
	Other Operating Expenses	546.5	160.3	0.0	160.3
	Equipment	49.1	33.0	0.0	33.0
	Capital Outlay	0.0	0.0	0.0	0.0
	Debt Service	0.0	0.0	0.0	0.0
	Cost Allocation	0.0	0.0	0.0	0.0
	Transfers	0.0	0.0	0.0	0.0
<b>Expenditure Categories Total:</b>		3,722.6	3,802.8	0.0	3,802.8
<b>Fund CC2333-A Total:</b>		3,722.6	3,802.8	0.0	3,802.8

## Program Group Summary of Expenditures and Budget Request for Selected Funds

<b>Agency:</b>	Corporation Commission
<b>Program:</b>	Corporations

		FY 2019 Actual	FY 2020 Expd. Plan	FY 2021 Fund. Issue	FY 2021 Total Request
<b>Fund: CC3043-A Arizona Arts Trust Fund (Appropriated)</b>					
<b>Program Expenditures</b>					
COST CENTER/PROGRAM BUDGET UNIT					
3-1	Corporations	50.7	49.4	0.0	49.4
	Total	50.7	49.4	0.0	49.4
<b>Appropriated Funding</b>					
<b>Expenditure Categories</b>					
	FTE Positions	1.0	1.0	0.0	1.0
	Personal Services	31.4	28.9	0.0	28.9
	Employee Related Expenses	19.3	20.5	0.0	20.5
	Professional and Outside Services	0.0	0.0	0.0	0.0
	Travel In-State	0.0	0.0	0.0	0.0
	Travel Out of State	0.0	0.0	0.0	0.0
	Food	0.0	0.0	0.0	0.0
	Aid to Organizations and Individuals	0.0	0.0	0.0	0.0
	Other Operating Expenses	0.0	0.0	0.0	0.0
	Equipment	0.0	0.0	0.0	0.0
	Capital Outlay	0.0	0.0	0.0	0.0
	Debt Service	0.0	0.0	0.0	0.0
	Cost Allocation	0.0	0.0	0.0	0.0
	Transfers	0.0	0.0	0.0	0.0
<b>Expenditure Categories Total:</b>		50.7	49.4	0.0	49.4
<b>Fund CC3043-A Total:</b>		50.7	49.4	0.0	49.4
<b>Program 3 Total:</b>		3,773.3	3,852.2	0.0	3,852.2

## Program Budget Unit Summary of Expenditures and Budget Request for All Funds

<b>Agency:</b>	Corporation Commission
<b>Program:</b>	Corporations

Expenditure Categories	FY 2019 Actual	FY 2020 Expd. Plan	FY 2021 Fund. Issue	FY 2021 Total Request
0000 FTE	45.5	63.0	0.0	63.0
6000 Personal Services	1,681.1	2,098.2	0.0	2,098.2
6100 Employee Related Expenses	744.1	939.1	0.0	939.1
6200 Professional and Outside Services	750.3	233.8	0.0	233.8
6500 Travel In-State	0.0	0.0	0.0	0.0
6600 Travel Out of State	2.2	2.0	0.0	2.0
6700 Food	0.0	0.0	0.0	0.0
6800 Aid to Organizations and Individuals	0.0	0.0	0.0	0.0
7000 Other Operating Expenses	546.5	144.1	0.0	144.1
8000 Equipment	49.1	33.0	0.0	33.0
8100 Capital Outlay	0.0	0.0	0.0	0.0
8600 Debt Service	0.0	0.0	0.0	0.0
9000 Cost Allocation	0.0	0.0	0.0	0.0
9100 Transfers	0.0	0.0	0.0	0.0
<hr/>				
<b>Expenditure Categories Total:</b>	3,773.3	3,450.2	0.0	3,450.2
Fund Source				
<b>Appropriated Funds</b>				
CC2333-A Public Access Fund (Appropriated)	3,722.6	3,400.8	0.0	3,400.8
CC3043-A Arizona Arts Trust Fund (Appropriated)	50.7	49.4	0.0	49.4
<hr/>				
<b>Fund Source Total:</b>	3,773.3	3,450.2	0.0	3,450.2

## Program Budget Unit Summary of Expenditures and Budget Request for Selected Funds

<b>Agency:</b> Corporation Commission					
		<b>FY 2019</b>	<b>FY 2020</b>	<b>FY 2021</b>	<b>FY 2021</b>
		<b>Actual</b>	<b>Expd. Plan</b>	<b>Fund. Issue</b>	<b>Total Request</b>
<b>Program:</b> Corporations					
<b>Fund:</b> CC2333-A Public Access Fund					
<b>Appropriated</b>					
0000	FTE	44.5	62.0	0.0	62.0
6000	Personal Services	1,649.7	2,069.3	0.0	2,069.3
6100	Employee Related Expenses	724.8	918.6	0.0	918.6
6200	Professional and Outside Services	750.3	233.8	0.0	233.8
6500	Travel In-State	0.0	0.0	0.0	0.0
6600	Travel Out of State	2.2	2.0	0.0	2.0
6700	Food	0.0	0.0	0.0	0.0
6800	Aid to Organizations and Individuals	0.0	0.0	0.0	0.0
7000	Other Operating Expenses	546.5	144.1	0.0	144.1
8000	Equipment	49.1	33.0	0.0	33.0
8100	Capital Outlay	0.0	0.0	0.0	0.0
8600	Debt Service	0.0	0.0	0.0	0.0
9000	Cost Allocation	0.0	0.0	0.0	0.0
9100	Transfers	0.0	0.0	0.0	0.0
<b>Appropriated Total:</b>		<b>3,722.6</b>	<b>3,400.8</b>	<b>0.0</b>	<b>3,400.8</b>
<b>Fund Total:</b>		<b>3,722.6</b>	<b>3,400.8</b>	<b>0.0</b>	<b>3,400.8</b>
<b>Fund:</b> CC3043-A Arizona Arts Trust Fund					
<b>Appropriated</b>					
0000	FTE	1.0	1.0	0.0	1.0
6000	Personal Services	31.4	28.9	0.0	28.9
6100	Employee Related Expenses	19.3	20.5	0.0	20.5
6200	Professional and Outside Services	0.0	0.0	0.0	0.0
6500	Travel In-State	0.0	0.0	0.0	0.0
6600	Travel Out of State	0.0	0.0	0.0	0.0
6700	Food	0.0	0.0	0.0	0.0
6800	Aid to Organizations and Individuals	0.0	0.0	0.0	0.0
7000	Other Operating Expenses	0.0	0.0	0.0	0.0
8000	Equipment	0.0	0.0	0.0	0.0
8100	Capital Outlay	0.0	0.0	0.0	0.0

## Program Budget Unit Summary of Expenditures and Budget Request for Selected Funds

<b>Agency:</b>	Corporation Commission			
	<b>FY 2019</b>	<b>FY 2020</b>	<b>FY 2021</b>	<b>FY 2021</b>
	<b>Actual</b>	<b>Expd. Plan</b>	<b>Fund. Issue</b>	<b>Total Request</b>
<b>Program:</b>	Corporations			
<b>Fund:</b>	CC3043-A Arizona Arts Trust Fund			
<b>Appropriated</b>				
8600 Debt Service	0.0	0.0	0.0	0.0
9000 Cost Allocation	0.0	0.0	0.0	0.0
9100 Transfers	0.0	0.0	0.0	0.0
<b>Appropriated Total:</b>	50.7	49.4	0.0	49.4
<b>Fund Total:</b>	50.7	49.4	0.0	49.4
<b>Program Total For Selected Funds:</b>	3,773.3	3,450.2	0.0	3,450.2

## Program Budget Unit Summary of Expenditures and Budget Request for Selected Funds

<b>Agency:</b>	Corporation Commission				
	<b>FY 2019</b>	<b>FY 2020</b>	<b>FY 2021</b>	<b>FY 2021</b>	
	<b>Actual</b>	<b>Expd. Plan</b>	<b>Fund. Issue</b>	<b>Total Request</b>	
<b>Program:</b>	SLI Corp. Filings, Same Day Service				
<b>Fund:</b>	CC2333-A Public Access Fund				
	<b>Appropriated</b>				
0000	FTE	0.0	2.0	0.0	2.0
6000	Personal Services	0.0	281.8	0.0	281.8
6100	Employee Related Expenses	0.0	104.0	0.0	104.0
6200	Professional and Outside Services	0.0	0.0	0.0	0.0
6500	Travel In-State	0.0	0.0	0.0	0.0
6600	Travel Out of State	0.0	0.0	0.0	0.0
6700	Food	0.0	0.0	0.0	0.0
6800	Aid to Organizations and Individuals	0.0	0.0	0.0	0.0
7000	Other Operating Expenses	0.0	16.2	0.0	16.2
8000	Equipment	0.0	0.0	0.0	0.0
8100	Capital Outlay	0.0	0.0	0.0	0.0
8600	Debt Service	0.0	0.0	0.0	0.0
9000	Cost Allocation	0.0	0.0	0.0	0.0
9100	Transfers	0.0	0.0	0.0	0.0
	<b>Appropriated Total:</b>	0.0	402.0	0.0	402.0
	<b>Fund Total:</b>	0.0	402.0	0.0	402.0
	<b>Program Total For Selected Funds:</b>	0.0	402.0	0.0	402.0

## Program Expenditure Schedule

<b>Agency:</b>	<b>Corporation Commission</b>
<b>Program:</b>	<b>Corporations</b>

	FY 2019 Actual	FY 2020 Expd. Plan
FTE	45.5	63.0
<b>Expenditure Category Total</b>	<b>45.5</b>	<b>63.0</b>
<b>Appropriated</b>		
CC2333-A Public Access Fund (Appropriated)	44.5	62.0
CC3043-A Arizona Arts Trust Fund (Appropriated)	1.0	1.0
<b>Fund Source Total</b>	<b>45.5</b>	<b>63.0</b>
<hr/>		
Personal Services	1,681.1	2,098.2
Boards and Commissions	0.0	0.0
<b>Expenditure Category Total</b>	<b>1,681.1</b>	<b>2,098.2</b>
<b>Appropriated</b>		
CC2333-A Public Access Fund (Appropriated)	1,649.7	2,069.3
CC3043-A Arizona Arts Trust Fund (Appropriated)	31.4	28.9
<b>Fund Source Total</b>	<b>1,681.1</b>	<b>2,098.2</b>
<hr/>		
Employee Related Expenses	744.1	939.1
<b>Expenditure Category Total</b>	<b>744.1</b>	<b>939.1</b>
<b>Appropriated</b>		
CC2333-A Public Access Fund (Appropriated)	724.8	918.6
CC3043-A Arizona Arts Trust Fund (Appropriated)	19.3	20.5
<b>Fund Source Total</b>	<b>744.1</b>	<b>939.1</b>
<hr/>		
Professional and Outside Services		233.8
External Prof/Outside Serv Budg And Appn	0.0	
External Investment Services	0.0	
Other External Financial Services	0.0	
Attorney General Legal Services	0.0	
External Legal Services	5.5	
External Engineer/Architect Cost - Exp	0.0	
External Engineer/Architect Cost- Cap	0.0	
Other Design	0.0	
Temporary Agency Services	339.7	
Hospital Services	0.0	
Other Medical Services	0.0	
Institutional Care	0.0	
Education And Training	0.0	
Vendor Travel	0.0	
Professional & Outside Services Excluded from Cost Alloca	0.0	
Vendor Travel - Non Reportable	0.0	
External Telecom Consulting Services	405.1	
Costs related to those in custody of the State	0.0	
Non - Confidential Specialist Fees	0.0	
Confidential Specialist Fees	0.0	
Outside Actuarial Costs	0.0	
Other Professional And Outside Services	0.0	



## Program Expenditure Schedule

<b>Agency:</b>	<b>Corporation Commission</b>
<b>Program:</b>	<b>Corporations</b>

	FY 2019 Actual	FY 2020 Expd. Plan
<b>Expenditure Category Total</b>	<b>750.3</b>	<b>233.8</b>
<b>Appropriated</b>		
CC2333-A Public Access Fund (Appropriated)	750.3	233.8
<b>Fund Source Total</b>	<b>750.3</b>	<b>233.8</b>
<hr/>		
Travel In-State	0.0	0.0
<b>Expenditure Category Total</b>	<b>0.0</b>	<b>0.0</b>
<hr/>		
Travel Out of State	2.2	2.0
<b>Expenditure Category Total</b>	<b>2.2</b>	<b>2.0</b>
<b>Appropriated</b>		
CC2333-A Public Access Fund (Appropriated)	2.2	2.0
<b>Fund Source Total</b>	<b>2.2</b>	<b>2.0</b>
<hr/>		
Food	0.0	0.0
<b>Expenditure Category Total</b>	<b>0.0</b>	<b>0.0</b>
<hr/>		
Aid to Organizations and Individuals	0.0	0.0
<b>Expenditure Category Total</b>	<b>0.0</b>	<b>0.0</b>
<hr/>		
Other Operating Expenses		144.1
Other Operating Expenditures Budg Approp	0.0	
Other Operating Expenditures Excluded from Cost Allocati	0.0	
Risk Management Charges To State Agency	27.5	
Risk Management Deductible - Indemnity	0.0	
Risk Management Deductible - Legal	0.0	
Risk Management Deductible - Medical	0.0	
Risk Management Deductible - Other	0.0	
Gen Liab- Non Physical-Taxable- Self Ins	0.0	
Gross Proceeds Payments To Attorneys	0.0	
General Liability- Non-Taxable- Self Ins	0.0	
Medical Malpractice - Self-Insured	0.0	
Automobile Liability - Self Insured	0.0	
General Property Damage - Self- Insured	0.0	
Automobile Physical Damage-Self Insured	0.0	
Liability Insurance Premiums	0.0	
Property Insurance Premiums	0.0	
Workers Compensation Benefit Payments	0.0	
Self Insurance - Administrative Fees	0.0	
Self Insurance - Premiums	0.0	
Self Insurance - Claim Payments	0.0	
Self Insurance - Pharmacy Claims	0.0	
Premium Tax On Altcs	0.0	
Other Insurance-Related Charges	0.1	
Internal Service Data Processing	0.0	
Internal Service Data Proc- Pc/Lan	0.0	
External Programming-Mainframe/Legacy	53.1	

## Program Expenditure Schedule

<b>Agency:</b>	<b>Corporation Commission</b>
<b>Program:</b>	<b>Corporations</b>

	FY 2019 Actual	FY 2020 Expd. Plan
External Programming- Pc/Lan/Serv/Web	0.0	
External Data Entry	0.0	
Othr External Data Proc-Mainframe/Legacy	0.0	
Othr External Data Proc-Pc/Lan/Serv/Web	0.0	
Pmt for AFIS Development & Usage	2.7	
Internal Service Telecommunications	0.0	
External Telecom Long Distance-In-State	43.9	
External Telecom Long Distance-Out-State	0.0	
Other External Telecommunication Service	0.0	
Electricity	0.0	
Sanitation Waste Disposal	0.0	
Water	0.0	
Gas And Fuel Oil For Buildings	0.0	
Other Utilities	0.0	
Building Rent Charges To State Agencies	278.5	
Priv Lease To Own Bld Rent Chrgs To Agy	0.0	
Cert Of Part Bld Rent Chrgs To Agy	0.0	
Rental Of Land And Buildings	0.0	
Rental Of Computer Equipment	0.0	
Rental Of Other Machinery And Equipment	3.6	
Miscellaneous Rent	0.7	
Interest On Overdue Payments	0.0	
All Other Interest Payments	0.0	
Internal Acct/Budg/Financial Svcs	0.0	
Other Internal Services	0.0	
Repair And Maintenance - Buildings	0.0	
Repair And Maintenance - Vehicles	0.0	
Repair And Maint - Mainframe And Legacy	8.8	
Repair And Maint-Pc/Lan/Serv/Web	0.0	
Repair And Maintenance - Other Equipment	7.8	
Other Repair And Maintenance	0.0	
Software Support And Maintenance	3.8	
Uniforms	0.0	
Inmate Clothing	0.0	
Security Supplies	0.0	
Office Supplies	16.9	
Computer Supplies	11.5	
Housekeeping Supplies	0.0	
Bedding And Bath Supplies	0.0	
Drugs And Medicine Supplies	0.0	
Medical Supplies	0.0	
Dental Supplies	0.0	
Automotive And Transportation Fuels	0.0	
Automotive Lubricants And Supplies	0.0	
Rpr And Maint Supplies-Not Auto Or Build	0.0	
Repair And Maintenance Supplies-Building	0.0	
Other Operating Supplies	1.8	
Publications	0.0	
Aggregate Withheld Or Paid Commissions	0.0	
Lottery Prizes	0.0	
Lottery Distribution Costs	0.0	

## Program Expenditure Schedule

<b>Agency:</b>	<b>Corporation Commission</b>
<b>Program:</b>	<b>Corporations</b>

	FY 2019 Actual	FY 2020 Expd. Plan
Material for Further Processing	0.0	
Other Resale Supplies	0.0	
Loss On Sales Of Capital Assets	0.0	
Loss on Sales of Investments	0.0	
Employee Tuition Reimbursement-Graduate	0.0	
Employee Tuition Reimb Under-Grad/Other	0.0	
Conference Registration-Attendance Fees	0.5	
Other Education And Training Costs	0.0	
Advertising	0.0	
Sponsorships	0.0	
Internal Printing	0.0	
External Printing	0.0	
Photography	0.0	
Postage And Delivery	45.4	
Document shredding and Destruction Services	0.5	
Translation and Sign Language Services	0.0	
Distribution To State Universities	0.0	
Other Intrastate Distributions	0.0	
Awards	0.0	
Entertainment And Promotional Items	0.0	
Dues	0.3	
Books- Subscriptions And Publications	0.2	
Costs For Digital Image Or Microfilm	0.0	
Revolving Fund Advances	0.0	
Credit Card Fees Over Approved Limit	6.0	
Relief Bill Expenditures	0.0	
Surplus Property Distr To State Agencies	0.0	
Security Services	19.2	
Judgments - Damages	0.0	
ICA Payments to Claimants Confidential	0.0	
Jdgmnt-Confidential Restitution To Indiv	0.0	
Judgments - Non-Confidential Restitution	0.0	
Judgments - Punitive And Compensatory	0.0	
Pmts Made to Resolve/Disputes/Avoid Costs of Litigation	0.0	
Pmts For Contracted State Inmate Labor	0.0	
Payments To State Inmates	0.0	
Bad Debt Expense	0.0	
Interview Expense	0.0	
Employee Relocations-Nontaxable	0.0	
Employee Relocations-Taxable	0.0	
Non-Confidential Invest/Legal/Law Enf	0.0	
Conf/Sensitive Invest/Legal/Undercover	0.0	
Fingerprinting, Background Checks, Etc.	0.0	
Other Miscellaneous Operating	13.7	
<b>Expenditure Category Total</b>	<b>546.5</b>	<b>144.1</b>
<b>Appropriated</b>		
CC2333-A Public Access Fund (Appropriated)	546.5	144.1
<b>Fund Source Total</b>	<b>546.5</b>	<b>144.1</b>
Current Year Expenditures		33.0

## Program Expenditure Schedule

<b>Agency:</b>	<b>Corporation Commission</b>
<b>Program:</b>	<b>Corporations</b>

	FY 2019 Actual	FY 2020 Expd. Plan
Capital Equipment Budget And Approp	0.0	
Vehicles Capital Purchase	0.0	
Vehicles Capital Leases	0.0	
Furniture Capital Purchase	0.0	
Depreciable Works Of Art & Hist Treas/Coll Capital Purcha	0.0	
Non Depr Works Of Art & Hist Treas/Coll Cap Purchase	0.0	
Furniture Capital Leases	0.0	
Computer Equipment Capital Purchase	0.0	
Computer Equipment Capital Lease	0.0	
Telecommunication Equip-Capital Purchase	0.0	
Telecommunication Equip-Capital Lease	0.0	
Other Equipment Capital Purchase	0.0	
Other Equipment Capital Leases	0.0	
Purchased Or Licensed Software-Website	0.0	
Internally Generated Software-Website	0.0	
Development in Progress	0.0	
Right-Of-Way/Easement/Extraction Rights	0.0	
Oth Int Assets purchased, licensed or internally generate	0.0	
Other intangible assets acquired by capital lease	0.0	
Other Capital Asset Purchases	0.0	
Leasehold Improvement-Capital Purchase	0.0	
Other Capital Asset Leases	0.0	
Non-Capital Equip Budget And Approp	0.0	
Vehicles Non-Capital Purchase	0.0	
Vehicles Non-Capital Leases	0.0	
Furniture Non-Capital Purchase	49.1	
Works Of Art And Hist Treas-Non Capital	0.0	
Furniture Non-Capital Leases	0.0	
Computer Equipment Non-Capital Purchase	0.0	
Computer Equipment Non-Capital Lease	0.0	
Telecomm Equip Non-Capital Purchase	0.0	
Telecomm Equip Non-Capital Leases	0.0	
Other Equipment Non-Capital Purchase	0.0	
Weapons Non-Capital Purchase	0.0	
Other Equipment Non-Capital Lease	0.0	
Purchased Or Licensed Software/Website	0.0	
Internally Generated Software/Website	0.0	
LICENSES AND PERMITS	0.0	
Right-Of-Way/Easement/Extraction Exp	0.0	
Other Intangible Assets - Purchased, Licensed or Internall	0.0	
Noncapital Software/Web By Capital Lease	0.0	
Other Intangible Assets Acquired by Capital Lease	0.0	
Other Long Lived Tangible Assets to be Expenses	0.0	
Non-Capital Equipment Excluded from Cost Allocation	0.0	
<b>Expenditure Category Total</b>	<b>49.1</b>	<b>33.0</b>
<b>Appropriated</b>		
CC2333-A Public Access Fund (Appropriated)	49.1	33.0
<b>Fund Source Total</b>	<b>49.1</b>	<b>33.0</b>
Capital Outlay	0.0	0.0

## Program Expenditure Schedule

<b>Agency:</b>	Corporation Commission
<b>Program:</b>	Corporations

	FY 2019 Actual	FY 2020 Expd. Plan
<b>Expenditure Category Total</b>	<b>0.0</b>	<b>0.0</b>
<hr/>		
Debt Service	0.0	0.0
<b>Expenditure Category Total</b>	<b>0.0</b>	<b>0.0</b>
<hr/>		
Cost Allocation	0.0	0.0
<b>Expenditure Category Total</b>	<b>0.0</b>	<b>0.0</b>
<hr/>		
Transfers	0.0	0.0
<b>Expenditure Category Total</b>	<b>0.0</b>	<b>0.0</b>

### Employee Retirement Coverage

	FTE	Personal Services	Fund#
<b>Retirement System</b>			
Arizona State Retirement System	62.0	2,069.3	CC2333-A
Arizona State Retirement System	1.0	28.9	CC3043-A

### Combined Regular & Elected Positions At/Above FICA Maximum of \$128,400

Total FTE	Personal Services	FTE's not eligible for Health, Dental & Life
0.0	0.0	0.0

## Program Expenditure Schedule

<b>Agency:</b>	<b>Corporation Commission</b>
<b>Program:</b>	<b>SLI Corp. Filings, Same Day Service</b>

	FY 2019 Actual	FY 2020 Expd. Plan
FTE	0.0	2.0
<b>Expenditure Category Total</b>	<b>0.0</b>	<b>2.0</b>
<b>Appropriated</b>		
CC2333-A Public Access Fund (Appropriated)	0.0	2.0
<b>Fund Source Total</b>	<b>0.0</b>	<b>2.0</b>
<hr/>		
Personal Services	0.0	281.8
Boards and Commissions	0.0	0.0
<b>Expenditure Category Total</b>	<b>0.0</b>	<b>281.8</b>
<b>Appropriated</b>		
CC2333-A Public Access Fund (Appropriated)	0.0	281.8
<b>Fund Source Total</b>	<b>0.0</b>	<b>281.8</b>
<hr/>		
Employee Related Expenses	0.0	104.0
<b>Expenditure Category Total</b>	<b>0.0</b>	<b>104.0</b>
<b>Appropriated</b>		
CC2333-A Public Access Fund (Appropriated)	0.0	104.0
<b>Fund Source Total</b>	<b>0.0</b>	<b>104.0</b>
<hr/>		
Professional and Outside Services		0.0
External Prof/Outside Serv Budg And Appn	0.0	
External Investment Services	0.0	
Other External Financial Services	0.0	
Attorney General Legal Services	0.0	
External Legal Services	0.0	
External Engineer/Architect Cost - Exp	0.0	
External Engineer/Architect Cost- Cap	0.0	
Other Design	0.0	
Temporary Agency Services	0.0	
Hospital Services	0.0	
Other Medical Services	0.0	
Institutional Care	0.0	
Education And Training	0.0	
Vendor Travel	0.0	
Professional & Outside Services Excluded from Cost Alloca	0.0	
Vendor Travel - Non Reportable	0.0	
External Telecom Consulting Services	0.0	
Costs related to those in custody of the State	0.0	
Non - Confidential Specialist Fees	0.0	
Confidential Specialist Fees	0.0	
Outside Actuarial Costs	0.0	
Other Professional And Outside Services	0.0	

## Program Expenditure Schedule

<b>Agency:</b>	<b>Corporation Commission</b>
<b>Program:</b>	<b>SLI Corp. Filings, Same Day Service</b>

	FY 2019 Actual	FY 2020 Expd. Plan
<b>Expenditure Category Total</b>	<b>0.0</b>	<b>0.0</b>
<b>Appropriated</b>		
CC2333-A Public Access Fund (Appropriated)	0.0	0.0
<b>Fund Source Total</b>	<b>0.0</b>	<b>0.0</b>
<hr/>		
Travel In-State	0.0	0.0
<b>Expenditure Category Total</b>	<b>0.0</b>	<b>0.0</b>
<b>Appropriated</b>		
CC2333-A Public Access Fund (Appropriated)	0.0	0.0
<b>Fund Source Total</b>	<b>0.0</b>	<b>0.0</b>
<hr/>		
Travel Out of State	0.0	0.0
<b>Expenditure Category Total</b>	<b>0.0</b>	<b>0.0</b>
<b>Appropriated</b>		
CC2333-A Public Access Fund (Appropriated)	0.0	0.0
<b>Fund Source Total</b>	<b>0.0</b>	<b>0.0</b>
<hr/>		
Food	0.0	0.0
<b>Expenditure Category Total</b>	<b>0.0</b>	<b>0.0</b>
<b>Appropriated</b>		
CC2333-A Public Access Fund (Appropriated)	0.0	0.0
<b>Fund Source Total</b>	<b>0.0</b>	<b>0.0</b>
<hr/>		
Aid to Organizations and Individuals	0.0	0.0
<b>Expenditure Category Total</b>	<b>0.0</b>	<b>0.0</b>
<b>Appropriated</b>		
CC2333-A Public Access Fund (Appropriated)	0.0	0.0
<b>Fund Source Total</b>	<b>0.0</b>	<b>0.0</b>
<hr/>		
Other Operating Expenses		16.2
Other Operating Expenditures Budg Approp	0.0	
Other Operating Expenditures Excluded from Cost Allocati	0.0	
Risk Management Charges To State Agency	0.0	
Risk Management Deductible - Indemnity	0.0	
Risk Management Deductible - Legal	0.0	
Risk Management Deductible - Medical	0.0	
Risk Management Deductible - Other	0.0	
Gen Liab- Non Physical-Taxable- Self Ins	0.0	
Gross Proceeds Payments To Attorneys	0.0	
General Liability- Non-Taxable- Self Ins	0.0	
Medical Malpractice - Self-Insured	0.0	
Automobile Liability - Self Insured	0.0	
General Property Damage - Self- Insured	0.0	
Automobile Physical Damage-Self Insured	0.0	
Liability Insurance Premiums	0.0	

## Program Expenditure Schedule

<b>Agency:</b>	<b>Corporation Commission</b>
<b>Program:</b>	<b>SLI Corp. Filings, Same Day Service</b>

	FY 2019 Actual	FY 2020 Expd. Plan
Property Insurance Premiums	0.0	
Workers Compensation Benefit Payments	0.0	
Self Insurance - Administrative Fees	0.0	
Self Insurance - Premiums	0.0	
Self Insurance - Claim Payments	0.0	
Self Insurance - Pharmacy Claims	0.0	
Premium Tax On Altcs	0.0	
Other Insurance-Related Charges	0.0	
Internal Service Data Processing	0.0	
Internal Service Data Proc- Pc/Lan	0.0	
External Programming-Mainframe/Legacy	0.0	
External Programming- Pc/Lan/Serv/Web	0.0	
External Data Entry	0.0	
Othr External Data Proc-Mainframe/Legacy	0.0	
Othr External Data Proc-Pc/Lan/Serv/Web	0.0	
Pmt for AFIS Development & Usage	0.0	
Internal Service Telecommunications	0.0	
External Telecom Long Distance-In-State	0.0	
External Telecom Long Distance-Out-State	0.0	
Other External Telecommunication Service	0.0	
Electricity	0.0	
Sanitation Waste Disposal	0.0	
Water	0.0	
Gas And Fuel Oil For Buildings	0.0	
Other Utilities	0.0	
Building Rent Charges To State Agencies	0.0	
Priv Lease To Own Bld Rent Chrgs To Agy	0.0	
Cert Of Part Bld Rent Chrgs To Agy	0.0	
Rental Of Land And Buildings	0.0	
Rental Of Computer Equipment	0.0	
Rental Of Other Machinery And Equipment	0.0	
Miscellaneous Rent	0.0	
Interest On Overdue Payments	0.0	
All Other Interest Payments	0.0	
Internal Acct/Budg/Financial Svcs	0.0	
Other Internal Services	0.0	
Repair And Maintenance - Buildings	0.0	
Repair And Maintenance - Vehicles	0.0	
Repair And Maint - Mainframe And Legacy	0.0	
Repair And Maint-Pc/Lan/Serv/Web	0.0	
Repair And Maintenance - Other Equipment	0.0	
Other Repair And Maintenance	0.0	
Software Support And Maintenance	0.0	
Uniforms	0.0	
Inmate Clothing	0.0	
Security Supplies	0.0	
Office Supplies	0.0	
Computer Supplies	0.0	
Housekeeping Supplies	0.0	
Bedding And Bath Supplies	0.0	
Drugs And Medicine Supplies	0.0	



## Program Expenditure Schedule

<b>Agency:</b>	<b>Corporation Commission</b>
<b>Program:</b>	<b>SLI Corp. Filings, Same Day Service</b>

	FY 2019 Actual	FY 2020 Expd. Plan
Medical Supplies	0.0	
Dental Supplies	0.0	
Automotive And Transportation Fuels	0.0	
Automotive Lubricants And Supplies	0.0	
Rpr And Maint Supplies-Not Auto Or Build	0.0	
Repair And Maintenance Supplies-Building	0.0	
Other Operating Supplies	0.0	
Publications	0.0	
Aggregate Withheld Or Paid Commissions	0.0	
Lottery Prizes	0.0	
Lottery Distribution Costs	0.0	
Material for Further Processing	0.0	
Other Resale Supplies	0.0	
Loss On Sales Of Capital Assets	0.0	
Loss on Sales of Investments	0.0	
Employee Tuition Reimbursement-Graduate	0.0	
Employee Tuition Reimb Under-Grad/Other	0.0	
Conference Registration-Attendance Fees	0.0	
Other Education And Training Costs	0.0	
Advertising	0.0	
Sponsorships	0.0	
Internal Printing	0.0	
External Printing	0.0	
Photography	0.0	
Postage And Delivery	0.0	
Document shredding and Destruction Services	0.0	
Translation and Sign Language Services	0.0	
Distribution To State Universities	0.0	
Other Intrastate Distributions	0.0	
Awards	0.0	
Entertainment And Promotional Items	0.0	
Dues	0.0	
Books- Subscriptions And Publications	0.0	
Costs For Digital Image Or Microfilm	0.0	
Revolving Fund Advances	0.0	
Credit Card Fees Over Approved Limit	0.0	
Relief Bill Expenditures	0.0	
Surplus Property Distr To State Agencies	0.0	
Security Services	0.0	
Judgments - Damages	0.0	
ICA Payments to Claimants Confidential	0.0	
Jdgmnt-Confidential Restitution To Indiv	0.0	
Judgments - Non-Confidential Restitution	0.0	
Judgments - Punitive And Compensatory	0.0	
Pmts Made to Resolve/Disputes/Avoid Costs of Litigation	0.0	
Pmts For Contracted State Inmate Labor	0.0	
Payments To State Inmates	0.0	
Bad Debt Expense	0.0	
Interview Expense	0.0	
Employee Relocations-Nontaxable	0.0	
Employee Relocations-Taxable	0.0	

## Program Expenditure Schedule

<b>Agency:</b>	<b>Corporation Commission</b>
<b>Program:</b>	<b>SLI Corp. Filings, Same Day Service</b>

	FY 2019 Actual	FY 2020 Expd. Plan
Non-Confidential Invest/Legal/Law Enf	0.0	
Conf/Sensitive Invest/Legal/Undercover	0.0	
Fingerprinting, Background Checks, Etc.	0.0	
Other Miscellaneous Operating	0.0	
<b>Expenditure Category Total</b>	<b>0.0</b>	<b>16.2</b>
<b>Appropriated</b>		
CC2333-A Public Access Fund (Appropriated)	0.0	16.2
<b>Fund Source Total</b>	<b>0.0</b>	<b>16.2</b>
<hr/>		
Current Year Expenditures		0.0
Capital Equipment Budget And Approp	0.0	
Vehicles Capital Purchase	0.0	
Vehicles Capital Leases	0.0	
Furniture Capital Purchase	0.0	
Depreciable Works Of Art & Hist Treas/Coll Capital Purcha	0.0	
Non Depr Works Of Art & Hist Treas/Coll Cap Purchase	0.0	
Furniture Capital Leases	0.0	
Computer Equipment Capital Purchase	0.0	
Computer Equipment Capital Lease	0.0	
Telecommunication Equip-Capital Purchase	0.0	
Telecommunication Equip-Capital Lease	0.0	
Other Equipment Capital Purchase	0.0	
Other Equipment Capital Leases	0.0	
Purchased Or Licensed Software-Website	0.0	
Internally Generated Software-Website	0.0	
Development in Progress	0.0	
Right-Of-Way/Easement/Extraction Rights	0.0	
Oth Int Assets purchased, licensed or internally generate	0.0	
Other intangible assets acquired by capital lease	0.0	
Other Capital Asset Purchases	0.0	
Leasehold Improvement-Capital Purchase	0.0	
Other Capital Asset Leases	0.0	
Non-Capital Equip Budget And Approp	0.0	
Vehicles Non-Capital Purchase	0.0	
Vehicles Non-Capital Leases	0.0	
Furniture Non-Capital Purchase	0.0	
Works Of Art And Hist Treas-Non Capital	0.0	
Furniture Non-Capital Leases	0.0	
Computer Equipment Non-Capital Purchase	0.0	
Computer Equipment Non-Capital Lease	0.0	
Telecomm Equip Non-Capital Purchase	0.0	
Telecomm Equip Non-Capital Leases	0.0	
Other Equipment Non-Capital Purchase	0.0	
Weapons Non-Capital Purchase	0.0	
Other Equipment Non-Capital Lease	0.0	
Purchased Or Licensed Software/Website	0.0	
Internally Generated Software/Website	0.0	
LICENSES AND PERMITS	0.0	
Right-Of-Way/Easement/Extraction Exp	0.0	
Other Intangible Assets - Purchased, Licensed or Internall	0.0	

## Program Expenditure Schedule

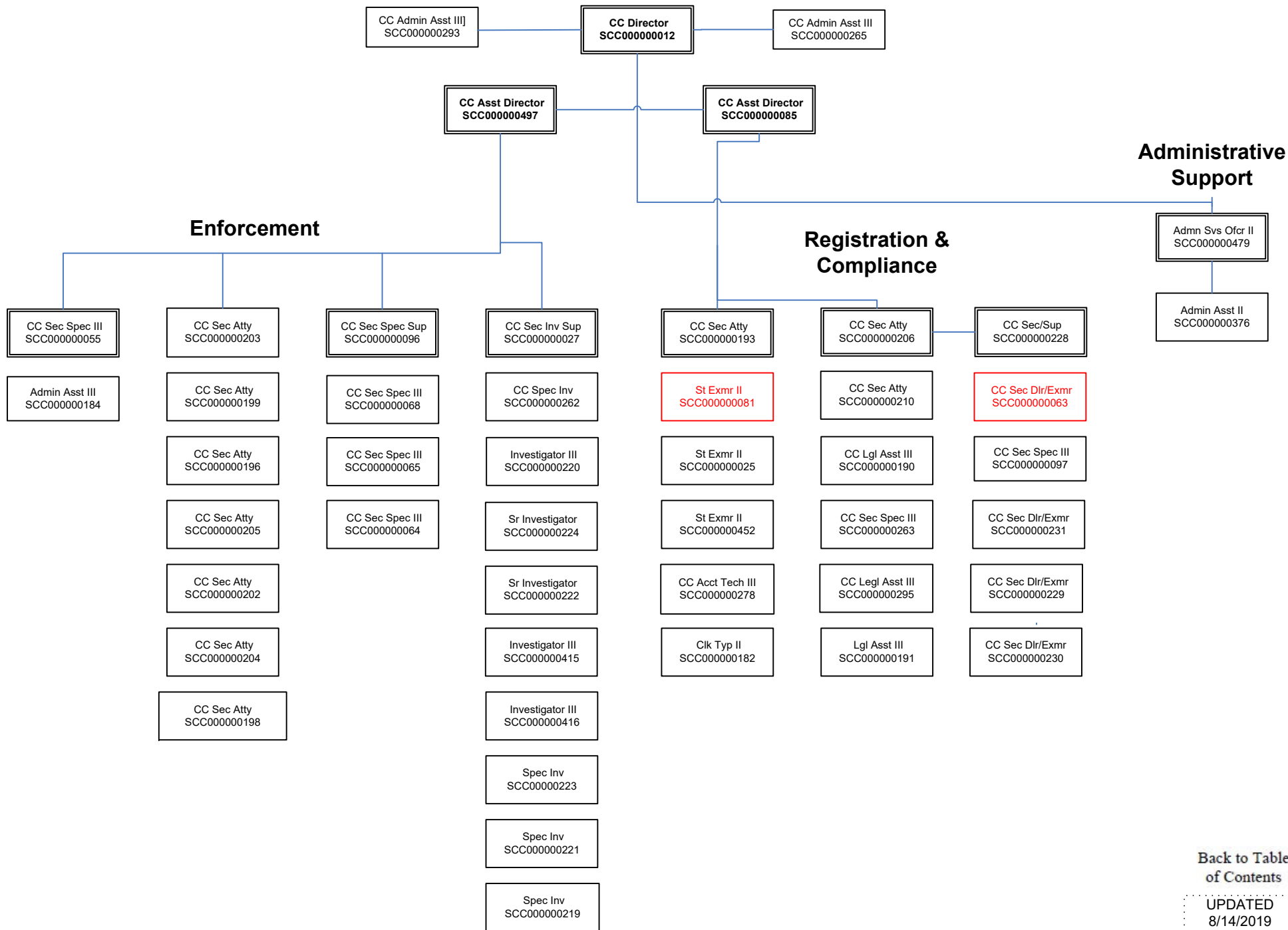
<b>Agency:</b>	Corporation Commission
<b>Program:</b>	SLI Corp. Filings, Same Day Service

	FY 2019 Actual	FY 2020 Expd. Plan
Noncapital Software/Web By Capital Lease	0.0	
Other Intangible Assets Acquired by Capital Lease	0.0	
Other Long Lived Tangible Assets to be Expenses	0.0	
Non-Capital Equipment Excluded from Cost Allocation	0.0	
<b>Expenditure Category Total</b>	<b>0.0</b>	<b>0.0</b>
<b>Appropriated</b>		
CC2333-A Public Access Fund (Appropriated)	0.0	0.0
<b>Fund Source Total</b>	<b>0.0</b>	<b>0.0</b>
<hr/>		
Capital Outlay	0.0	0.0
<b>Expenditure Category Total</b>	<b>0.0</b>	<b>0.0</b>
<b>Appropriated</b>		
CC2333-A Public Access Fund (Appropriated)	0.0	0.0
<b>Fund Source Total</b>	<b>0.0</b>	<b>0.0</b>
<hr/>		
Debt Service	0.0	0.0
<b>Expenditure Category Total</b>	<b>0.0</b>	<b>0.0</b>
<b>Appropriated</b>		
CC2333-A Public Access Fund (Appropriated)	0.0	0.0
<b>Fund Source Total</b>	<b>0.0</b>	<b>0.0</b>
<hr/>		
Cost Allocation	0.0	0.0
<b>Expenditure Category Total</b>	<b>0.0</b>	<b>0.0</b>
<b>Appropriated</b>		
CC2333-A Public Access Fund (Appropriated)	0.0	0.0
<b>Fund Source Total</b>	<b>0.0</b>	<b>0.0</b>
<hr/>		
Transfers	0.0	0.0
<b>Expenditure Category Total</b>	<b>0.0</b>	<b>0.0</b>
<b>Appropriated</b>		
CC2333-A Public Access Fund (Appropriated)	0.0	0.0
<b>Fund Source Total</b>	<b>0.0</b>	<b>0.0</b>

<b>Employee Retirement Coverage</b>			
Retirement System	FTE	Personal Services	Fund#
Arizona State Retirement System	2.0	281.8	CC2333-A

<b>Combined Regular &amp; Elected Positions At/Above FICA Maximum of \$128,400</b>		
Total FTE	Personal Services	FTE's not eligible for Health, Dental & Life
0.0	0.0	0.0

# Arizona Corporation Commission - Securities Division



[Back to Table of Contents](#)

UPDATED  
8/14/2019

## Program Summary of Expenditures and Budget Request

<b>Agency:</b>	Corporation Commission
<b>Program:</b>	Securities

		FY 2019 Actual	FY 2020 Expd. Plan	FY 2021 Fund. Issue	FY 2021 Total Request
<b>Program Summary</b>					
4-1	Securities	4,626.7	4,523.8	290.0	4,813.8
<b>Program Summary Total:</b>		4,626.7	4,523.8	290.0	4,813.8
<b>Expenditure Categories</b>					
0000	FTE Positions	45.0	58.0	0.0	58.0
6000	Personal Services	2,820.8	3,047.2	240.0	3,287.2
6100	Employee Related Expenses	1,104.9	1,195.9	50.0	1,245.9
6200	Professional and Outside Services	104.2	74.0	0.0	74.0
6500	Travel In-State	22.2	21.0	0.0	21.0
6600	Travel Out of State	12.7	12.0	0.0	12.0
6700	Food	0.0	0.0	0.0	0.0
6800	Aid to Organizations and Individuals	0.0	0.0	0.0	0.0
7000	Other Operating Expenses	548.6	173.7	0.0	173.7
8000	Equipment	5.5	0.0	0.0	0.0
8100	Capital Outlay	0.0	0.0	0.0	0.0
8600	Debt Service	0.0	0.0	0.0	0.0
9000	Cost Allocation	0.0	0.0	0.0	0.0
9100	Transfers	7.8	0.0	0.0	0.0
<b>Expenditure Categories Total:</b>		4,626.7	4,523.8	290.0	4,813.8
<b>Fund Source</b>					
<b>Appropriated Funds</b>					
CC2264-A	Securities Regulatory & Enforcement (Appropriate	3,900.8	3,848.8	290.0	4,138.8
CC2404-A	Securities Investment Management Fund (Approp	714.7	675.0	0.0	675.0
		4,615.5	4,523.8	290.0	4,813.8
<b>Non-Appropriated Funds</b>					
CC2000-N	Federal Grants FUND (Non-Appropriated)	11.2	0.0	0.0	0.0
		11.2	0.0	0.0	0.0
<b>Fund Source Total:</b>		4,626.7	4,523.8	290.0	4,813.8

## Program Group Summary of Expenditures and Budget Request for Selected Funds

<b>Agency:</b>	Corporation Commission
<b>Program:</b>	Securities

	FY 2019 Actual	FY 2020 Expd. Plan	FY 2021 Fund. Issue	FY 2021 Total Request
--	-------------------	-----------------------	------------------------	--------------------------

<b>Fund:</b>	CC2000-N Federal GrantS FUND (Non-Appropriated)
--------------	-------------------------------------------------

### Program Expenditures

COST CENTER/PROGRAM BUDGET UNIT

4-1	Securities	11.2	0.0	0.0	0.0
	Total	11.2	0.0	0.0	0.0

### Non-Appropriated Funding

#### Expenditure Categories

Personal Services	0.0	0.0	0.0	0.0
Employee Related Expenses	0.0	0.0	0.0	0.0
Professional and Outside Services	0.0	0.0	0.0	0.0
Travel In-State	0.0	0.0	0.0	0.0
Travel Out of State	0.0	0.0	0.0	0.0
Food	0.0	0.0	0.0	0.0
Aid to Organizations and Individuals	0.0	0.0	0.0	0.0
Other Operating Expenses	11.2	0.0	0.0	0.0
Equipment	0.0	0.0	0.0	0.0
Capital Outlay	0.0	0.0	0.0	0.0
Debt Service	0.0	0.0	0.0	0.0
Cost Allocation	0.0	0.0	0.0	0.0
Transfers	0.0	0.0	0.0	0.0

<b>Expenditure Categories Total:</b>	11.2	0.0	0.0	0.0
--------------------------------------	------	-----	-----	-----

<b>Fund CC2000-N Total:</b>	11.2	0.0	0.0	0.0
-----------------------------	------	-----	-----	-----

## Program Group Summary of Expenditures and Budget Request for Selected Funds

<b>Agency:</b>	Corporation Commission
<b>Program:</b>	Securities

	FY 2019 Actual	FY 2020 Expd. Plan	FY 2021 Fund. Issue	FY 2021 Total Request
--	-------------------	-----------------------	------------------------	--------------------------

<b>Fund:</b>	CC2264-A Securities Regulatory & Enforcement (Appropriated)
--------------	-------------------------------------------------------------

### Program Expenditures

COST CENTER/PROGRAM BUDGET UNIT					
4-1	Securities	3,900.8	3,848.8	290.0	4,138.8
	Total	3,900.8	3,848.8	290.0	4,138.8

### Appropriated Funding

#### Expenditure Categories

	FTE Positions	37.0	48.0	0.0	48.0
	Personal Services	2,302.2	2,556.6	240.0	2,796.6
	Employee Related Expenses	909.5	1,011.5	50.0	1,061.5
	Professional and Outside Services	104.2	74.0	0.0	74.0
	Travel In-State	22.1	21.0	0.0	21.0
	Travel Out of State	12.1	12.0	0.0	12.0
	Food	0.0	0.0	0.0	0.0
	Aid to Organizations and Individuals	0.0	0.0	0.0	0.0
	Other Operating Expenses	537.4	173.7	0.0	173.7
	Equipment	5.5	0.0	0.0	0.0
	Capital Outlay	0.0	0.0	0.0	0.0
	Debt Service	0.0	0.0	0.0	0.0
	Cost Allocation	0.0	0.0	0.0	0.0
	Transfers	7.8	0.0	0.0	0.0
<b>Expenditure Categories Total:</b>		3,900.8	3,848.8	290.0	4,138.8
<b>Fund CC2264-A Total:</b>		3,900.8	3,848.8	290.0	4,138.8

## Program Group Summary of Expenditures and Budget Request for Selected Funds

<b>Agency:</b>	Corporation Commission
<b>Program:</b>	Securities

		FY 2019 Actual	FY 2020 Expd. Plan	FY 2021 Fund. Issue	FY 2021 Total Request
<b>Fund: CC2404-A Securities Investment Management Fund (Appropriated)</b>					
<b>Program Expenditures</b>					
COST CENTER/PROGRAM BUDGET UNIT					
4-1	Securities	714.7	675.0	0.0	675.0
	Total	714.7	675.0	0.0	675.0
<b>Appropriated Funding</b>					
<b>Expenditure Categories</b>					
	FTE Positions	8.0	10.0	0.0	10.0
	Personal Services	518.6	490.6	0.0	490.6
	Employee Related Expenses	195.4	184.4	0.0	184.4
	Professional and Outside Services	0.0	0.0	0.0	0.0
	Travel In-State	0.1	0.0	0.0	0.0
	Travel Out of State	0.6	0.0	0.0	0.0
	Food	0.0	0.0	0.0	0.0
	Aid to Organizations and Individuals	0.0	0.0	0.0	0.0
	Other Operating Expenses	0.0	0.0	0.0	0.0
	Equipment	0.0	0.0	0.0	0.0
	Capital Outlay	0.0	0.0	0.0	0.0
	Debt Service	0.0	0.0	0.0	0.0
	Cost Allocation	0.0	0.0	0.0	0.0
	Transfers	0.0	0.0	0.0	0.0
<b>Expenditure Categories Total:</b>		714.7	675.0	0.0	675.0
<b>Fund CC2404-A Total:</b>		714.7	675.0	0.0	675.0
<b>Program 4 Total:</b>		4,626.7	4,523.8	290.0	4,813.8



## Program Budget Unit Summary of Expenditures and Budget Request for All Funds

<b>Agency:</b>	Corporation Commission
<b>Program:</b>	Securities

Expenditure Categories	FY 2019 Actual	FY 2020 Expd. Plan	FY 2021 Fund. Issue	FY 2021 Total Request
0000 FTE	45.0	58.0	0.0	58.0
6000 Personal Services	2,820.8	3,047.2	240.0	3,287.2
6100 Employee Related Expenses	1,104.9	1,195.9	50.0	1,245.9
6200 Professional and Outside Services	104.2	74.0	0.0	74.0
6500 Travel In-State	22.2	21.0	0.0	21.0
6600 Travel Out of State	12.7	12.0	0.0	12.0
6700 Food	0.0	0.0	0.0	0.0
6800 Aid to Organizations and Individuals	0.0	0.0	0.0	0.0
7000 Other Operating Expenses	548.6	173.7	0.0	173.7
8000 Equipment	5.5	0.0	0.0	0.0
8100 Capital Outlay	0.0	0.0	0.0	0.0
8600 Debt Service	0.0	0.0	0.0	0.0
9000 Cost Allocation	0.0	0.0	0.0	0.0
9100 Transfers	7.8	0.0	0.0	0.0
<hr/>				
<b>Expenditure Categories Total:</b>	4,626.7	4,523.8	290.0	4,813.8
<hr/>				
Fund Source				
<b>Appropriated Funds</b>				
CC2264-A Securities Regulatory & Enforcement (Appropriate	3,900.8	3,848.8	290.0	4,138.8
CC2404-A Securities Investment Management Fund (Approp	714.7	675.0	0.0	675.0
<hr/>				
	4,615.5	4,523.8	290.0	4,813.8
<hr/>				
<b>Non-Appropriated Funds</b>				
CC2000-N Federal Grants FUND (Non-Appropriated)	11.2	0.0	0.0	0.0
<hr/>				
	11.2	0.0	0.0	0.0
<hr/>				
<b>Fund Source Total:</b>	4,626.7	4,523.8	290.0	4,813.8

## Program Budget Unit Summary of Expenditures and Budget Request for Selected Funds

<b>Agency:</b> Corporation Commission					
		<b>FY 2019</b>	<b>FY 2020</b>	<b>FY 2021</b>	<b>FY 2021</b>
		<b>Actual</b>	<b>Expd. Plan</b>	<b>Fund. Issue</b>	<b>Total Request</b>
<b>Program:</b> Securities					
<b>Fund:</b> CC2000-N Federal GrantS FUND					
<b>Non-Appropriated</b>					
6000	Personal Services	0.0	0.0	0.0	0.0
6100	Employee Related Expenses	0.0	0.0	0.0	0.0
6200	Professional and Outside Services	0.0	0.0	0.0	0.0
6500	Travel In-State	0.0	0.0	0.0	0.0
6600	Travel Out of State	0.0	0.0	0.0	0.0
6700	Food	0.0	0.0	0.0	0.0
6800	Aid to Organizations and Individuals	0.0	0.0	0.0	0.0
7000	Other Operating Expenses	11.2	0.0	0.0	0.0
8000	Equipment	0.0	0.0	0.0	0.0
8100	Capital Outlay	0.0	0.0	0.0	0.0
8600	Debt Service	0.0	0.0	0.0	0.0
9000	Cost Allocation	0.0	0.0	0.0	0.0
9100	Transfers	0.0	0.0	0.0	0.0
	<b>Non-Appropriated Total:</b>	11.2	0.0	0.0	0.0
	<b>Fund Total:</b>	11.2	0.0	0.0	0.0
<b>Fund:</b> CC2264-A Securities Regulatory & Enforcement					
<b>Appropriated</b>					
0000	FTE	37.0	48.0	0.0	48.0
6000	Personal Services	2,302.2	2,556.6	240.0	2,796.6
6100	Employee Related Expenses	909.5	1,011.5	50.0	1,061.5
6200	Professional and Outside Services	104.2	74.0	0.0	74.0
6500	Travel In-State	22.1	21.0	0.0	21.0
6600	Travel Out of State	12.1	12.0	0.0	12.0
6700	Food	0.0	0.0	0.0	0.0
6800	Aid to Organizations and Individuals	0.0	0.0	0.0	0.0
7000	Other Operating Expenses	537.4	173.7	0.0	173.7
8000	Equipment	5.5	0.0	0.0	0.0
8100	Capital Outlay	0.0	0.0	0.0	0.0

## Program Budget Unit Summary of Expenditures and Budget Request for Selected Funds

<b>Agency:</b> Corporation Commission					
		<b>FY 2019</b>	<b>FY 2020</b>	<b>FY 2021</b>	<b>FY 2021</b>
		<b>Actual</b>	<b>Expd. Plan</b>	<b>Fund. Issue</b>	<b>Total Request</b>
<b>Program:</b> Securities					
<b>Fund:</b> CC2264-A Securities Regulatory & Enforcement					
<b>Appropriated</b>					
8600	Debt Service	0.0	0.0	0.0	0.0
9000	Cost Allocation	0.0	0.0	0.0	0.0
9100	Transfers	7.8	0.0	0.0	0.0
<b>Appropriated Total:</b>		3,900.8	3,848.8	290.0	4,138.8
<b>Fund Total:</b>		3,900.8	3,848.8	290.0	4,138.8
<b>Fund:</b> CC2404-A Securities Investment Management Fund					
<b>Appropriated</b>					
0000	FTE	8.0	10.0	0.0	10.0
6000	Personal Services	518.6	490.6	0.0	490.6
6100	Employee Related Expenses	195.4	184.4	0.0	184.4
6200	Professional and Outside Services	0.0	0.0	0.0	0.0
6500	Travel In-State	0.1	0.0	0.0	0.0
6600	Travel Out of State	0.6	0.0	0.0	0.0
6700	Food	0.0	0.0	0.0	0.0
6800	Aid to Organizations and Individuals	0.0	0.0	0.0	0.0
7000	Other Operating Expenses	0.0	0.0	0.0	0.0
8000	Equipment	0.0	0.0	0.0	0.0
8100	Capital Outlay	0.0	0.0	0.0	0.0
8600	Debt Service	0.0	0.0	0.0	0.0
9000	Cost Allocation	0.0	0.0	0.0	0.0
9100	Transfers	0.0	0.0	0.0	0.0
<b>Appropriated Total:</b>		714.7	675.0	0.0	675.0
<b>Fund Total:</b>		714.7	675.0	0.0	675.0
<b>Program Total For Selected Funds:</b>		4,626.7	4,523.8	290.0	4,813.8

## Program Expenditure Schedule

<b>Agency:</b>	<b>Corporation Commission</b>
<b>Program:</b>	<b>Securities</b>

	FY 2019 Actual	FY 2020 Expd. Plan
FTE	45.0	58.0
<b>Expenditure Category Total</b>	<b>45.0</b>	<b>58.0</b>
<b>Appropriated</b>		
CC2264-A Securities Regulatory & Enforcement (Appropriated)	37.0	48.0
CC2404-A Securities Investment Management Fund (Appropriated)	8.0	10.0
<b>Fund Source Total</b>	<b>45.0</b>	<b>58.0</b>
<hr/>		
Personal Services	2,820.8	3,047.2
Boards and Commissions	0.0	0.0
<b>Expenditure Category Total</b>	<b>2,820.8</b>	<b>3,047.2</b>
<b>Appropriated</b>		
CC2264-A Securities Regulatory & Enforcement (Appropriated)	2,302.2	2,556.6
CC2404-A Securities Investment Management Fund (Appropriated)	518.6	490.6
<b>Fund Source Total</b>	<b>2,820.8</b>	<b>3,047.2</b>
<hr/>		
Employee Related Expenses	1,104.9	1,195.9
<b>Expenditure Category Total</b>	<b>1,104.9</b>	<b>1,195.9</b>
<b>Appropriated</b>		
CC2264-A Securities Regulatory & Enforcement (Appropriated)	909.5	1,011.5
CC2404-A Securities Investment Management Fund (Appropriated)	195.4	184.4
<b>Fund Source Total</b>	<b>1,104.9</b>	<b>1,195.9</b>
<hr/>		
Professional and Outside Services		74.0
External Prof/Outside Serv Budg And Appn	0.0	
External Investment Services	0.0	
Other External Financial Services	3.6	
Attorney General Legal Services	0.0	
External Legal Services	46.7	
External Engineer/Architect Cost - Exp	0.0	
External Engineer/Architect Cost- Cap	0.0	
Other Design	0.0	
Temporary Agency Services	53.5	
Hospital Services	0.0	
Other Medical Services	0.0	
Institutional Care	0.0	
Education And Training	0.3	
Vendor Travel	0.0	
Professional & Outside Services Excluded from Cost Alloca	0.0	
Vendor Travel - Non Reportable	0.0	
External Telecom Consulting Services	0.0	
Costs related to those in custody of the State	0.0	
Non - Confidential Specialist Fees	0.0	
Confidential Specialist Fees	0.0	
Outside Actuarial Costs	0.0	
Other Professional And Outside Services	0.1	

## Program Expenditure Schedule

<b>Agency:</b>	<b>Corporation Commission</b>
<b>Program:</b>	<b>Securities</b>

	FY 2019 Actual	FY 2020 Expd. Plan
<b>Expenditure Category Total</b>	<b>104.2</b>	<b>74.0</b>
<b>Appropriated</b>		
CC2264-A Securities Regulatory & Enforcement (Appropriated)	104.2	74.0
<b>Fund Source Total</b>	<b>104.2</b>	<b>74.0</b>
<hr/>		
Travel In-State	22.2	21.0
<b>Expenditure Category Total</b>	<b>22.2</b>	<b>21.0</b>
<b>Appropriated</b>		
CC2264-A Securities Regulatory & Enforcement (Appropriated)	22.1	21.0
CC2404-A Securities Investment Management Fund (Appropriated)	0.1	0.0
<b>Fund Source Total</b>	<b>22.2</b>	<b>21.0</b>
<hr/>		
Travel Out of State	12.7	12.0
<b>Expenditure Category Total</b>	<b>12.7</b>	<b>12.0</b>
<b>Appropriated</b>		
CC2264-A Securities Regulatory & Enforcement (Appropriated)	12.1	12.0
CC2404-A Securities Investment Management Fund (Appropriated)	0.6	0.0
<b>Fund Source Total</b>	<b>12.7</b>	<b>12.0</b>
<hr/>		
Food	0.0	0.0
<b>Expenditure Category Total</b>	<b>0.0</b>	<b>0.0</b>
<hr/>		
Aid to Organizations and Individuals	0.0	0.0
<b>Expenditure Category Total</b>	<b>0.0</b>	<b>0.0</b>
<hr/>		
Other Operating Expenses		173.7
Other Operating Expenditures Budg Approp	0.0	
Other Operating Expenditures Excluded from Cost Allocati	0.0	
Risk Management Charges To State Agency	26.4	
Risk Management Deductible - Indemnity	0.0	
Risk Management Deductible - Legal	0.0	
Risk Management Deductible - Medical	0.0	
Risk Management Deductible - Other	0.0	
Gen Liab- Non Physical-Taxable- Self Ins	0.0	
Gross Proceeds Payments To Attorneys	0.0	
General Liability- Non-Taxable- Self Ins	0.0	
Medical Malpractice - Self-Insured	0.0	
Automobile Liability - Self Insured	0.0	
General Property Damage - Self- Insured	0.0	
Automobile Physical Damage-Self Insured	0.0	
Liability Insurance Premiums	0.0	
Property Insurance Premiums	0.0	
Workers Compensation Benefit Payments	0.0	
Self Insurance - Administrative Fees	0.0	
Self Insurance - Premiums	0.0	
Self Insurance - Claim Payments	0.0	

## Program Expenditure Schedule

<b>Agency:</b>	<b>Corporation Commission</b>
<b>Program:</b>	<b>Securities</b>

	FY 2019 Actual	FY 2020 Expd. Plan
Self Insurance - Pharmacy Claims	0.0	
Premium Tax On Altcs	0.0	
Other Insurance-Related Charges	0.3	
Internal Service Data Processing	0.0	
Internal Service Data Proc- Pc/Lan	0.0	
External Programming-Mainframe/Legacy	64.2	
External Programming- Pc/Lan/Serv/Web	0.0	
External Data Entry	0.0	
Othr External Data Proc-Mainframe/Legacy	0.0	
Othr External Data Proc-Pc/Lan/Serv/Web	0.0	
Pmt for AFIS Development & Usage	3.3	
Internal Service Telecommunications	0.0	
External Telecom Long Distance-In-State	30.8	
External Telecom Long Distance-Out-State	0.0	
Other External Telecommunication Service	0.0	
Electricity	0.0	
Sanitation Waste Disposal	0.0	
Water	0.0	
Gas And Fuel Oil For Buildings	0.0	
Other Utilities	0.0	
Building Rent Charges To State Agencies	292.0	
Priv Lease To Own Bld Rent Chrgs To Agy	0.0	
Cert Of Part Bld Rent Chrgs To Agy	0.0	
Rental Of Land And Buildings	0.0	
Rental Of Computer Equipment	0.0	
Rental Of Other Machinery And Equipment	0.0	
Miscellaneous Rent	1.2	
Interest On Overdue Payments	0.0	
All Other Interest Payments	0.0	
Internal Acct/Budg/Financial Svcs	0.0	
Other Internal Services	0.0	
Repair And Maintenance - Buildings	1.1	
Repair And Maintenance - Vehicles	0.0	
Repair And Maint - Mainframe And Legacy	0.0	
Repair And Maint-Pc/Lan/Serv/Web	0.0	
Repair And Maintenance - Other Equipment	6.8	
Other Repair And Maintenance	1.3	
Software Support And Maintenance	4.0	
Uniforms	1.1	
Inmate Clothing	0.0	
Security Supplies	2.6	
Office Supplies	14.8	
Computer Supplies	5.6	
Housekeeping Supplies	0.0	
Bedding And Bath Supplies	0.0	
Drugs And Medicine Supplies	0.0	
Medical Supplies	0.0	
Dental Supplies	0.0	
Automotive And Transportation Fuels	0.0	
Automotive Lubricants And Supplies	0.0	
Rpr And Maint Supplies-Not Auto Or Build	0.0	

## Program Expenditure Schedule

<b>Agency:</b>	<b>Corporation Commission</b>
<b>Program:</b>	<b>Securities</b>

	FY 2019 Actual	FY 2020 Expd. Plan
Repair And Maintenance Supplies-Building	0.0	
Other Operating Supplies	2.3	
Publications	0.0	
Aggregate Withheld Or Paid Commissions	0.0	
Lottery Prizes	0.0	
Lottery Distribution Costs	0.0	
Material for Further Processing	0.0	
Other Resale Supplies	0.0	
Loss On Sales Of Capital Assets	0.0	
Loss on Sales of Investments	0.0	
Employee Tuition Reimbursement-Graduate	0.0	
Employee Tuition Reimb Under-Grad/Other	0.0	
Conference Registration-Attendance Fees	11.1	
Other Education And Training Costs	3.0	
Advertising	11.3	
Sponsorships	0.0	
Internal Printing	2.8	
External Printing	0.0	
Photography	0.0	
Postage And Delivery	7.2	
Document shredding and Destruction Services	0.0	
Translation and Sign Language Services	0.0	
Distribution To State Universities	0.0	
Other Intrastate Distributions	0.0	
Awards	0.1	
Entertainment And Promotional Items	0.0	
Dues	11.7	
Books- Subscriptions And Publications	8.2	
Costs For Digital Image Or Microfilm	0.0	
Revolving Fund Advances	0.0	
Credit Card Fees Over Approved Limit	0.0	
Relief Bill Expenditures	0.0	
Surplus Property Distr To State Agencies	0.0	
Security Services	22.8	
Judgments - Damages	0.0	
ICA Payments to Claimants Confidential	0.0	
Jdgmnt-Confidential Restitution To Indiv	0.0	
Judgments - Non-Confidential Restitution	0.0	
Judgments - Punitive And Compensatory	0.0	
Pmts Made to Resolve/Disputes/Avoid Costs of Litigation	0.0	
Pmts For Contracted State Inmate Labor	0.0	
Payments To State Inmates	0.0	
Bad Debt Expense	0.0	
Interview Expense	0.0	
Employee Relocations-Nontaxable	0.0	
Employee Relocations-Taxable	0.0	
Non-Confidential Invest/Legal/Law Enf	0.0	
Conf/Sensitive Invest/Legal/Undercover	0.0	
Fingerprinting, Background Checks, Etc.	0.0	
Other Miscellaneous Operating	12.6	

## Program Expenditure Schedule

<b>Agency:</b>	<b>Corporation Commission</b>
<b>Program:</b>	<b>Securities</b>

	FY 2019 Actual	FY 2020 Expd. Plan
<b>Expenditure Category Total</b>	<b>548.6</b>	<b>173.7</b>
<b>Appropriated</b>		
CC2264-A Securities Regulatory & Enforcement (Appropriated)	537.4	173.7
	<b>537.4</b>	<b>173.7</b>
<b>Non-Appropriated</b>		
CC2000-N Federal GrantS FUND (Non-Appropriated)	11.2	0.0
	<b>11.2</b>	<b>0.0</b>
<b>Fund Source Total</b>	<b>548.6</b>	<b>173.7</b>
<hr/>		
Current Year Expenditures		0.0
Capital Equipment Budget And Approp	0.0	
Vehicles Capital Purchase	0.0	
Vehicles Capital Leases	0.0	
Furniture Capital Purchase	0.0	
Depreciable Works Of Art & Hist Treas/Coll Capital Purcha	0.0	
Non Depr Works Of Art & Hist Treas/Coll Cap Purchase	0.0	
Furniture Capital Leases	0.0	
Computer Equipment Capital Purchase	0.0	
Computer Equipment Capital Lease	0.0	
Telecommunication Equip-Capital Purchase	0.0	
Telecommunication Equip-Capital Lease	0.0	
Other Equipment Capital Purchase	0.0	
Other Equipment Capital Leases	0.0	
Purchased Or Licensed Software-Website	0.0	
Internally Generated Software-Website	0.0	
Development in Progress	0.0	
Right-Of-Way/Easement/Extraction Rights	0.0	
Oth Int Assets purchased, licensed or internally generate	0.0	
Other intangible assets acquired by capital lease	0.0	
Other Capital Asset Purchases	0.0	
Leasehold Improvement-Capital Purchase	0.0	
Other Capital Asset Leases	0.0	
Non-Capital Equip Budget And Approp	0.0	
Vehicles Non-Capital Purchase	0.0	
Vehicles Non-Capital Leases	0.0	
Furniture Non-Capital Purchase	0.0	
Works Of Art And Hist Treas-Non Capital	0.0	
Furniture Non-Capital Leases	0.0	
Computer Equipment Non-Capital Purchase	5.0	
Computer Equipment Non-Capital Lease	0.0	
Telecomm Equip Non-Capital Purchase	0.0	
Telecomm Equip Non-Capital Leases	0.0	
Other Equipment Non-Capital Purchase	0.5	
Weapons Non-Capital Purchase	0.0	
Other Equipment Non-Capital Lease	0.0	
Purchased Or Licensed Software/Website	0.0	
Internally Generated Software/Website	0.0	
LICENSES AND PERMITS	0.0	
Right-Of-Way/Easement/Extraction Exp	0.0	
Other Intangible Assets - Purchased, Licensed or Internall	0.0	
Noncapital Software/Web By Capital Lease	0.0	



## Program Expenditure Schedule

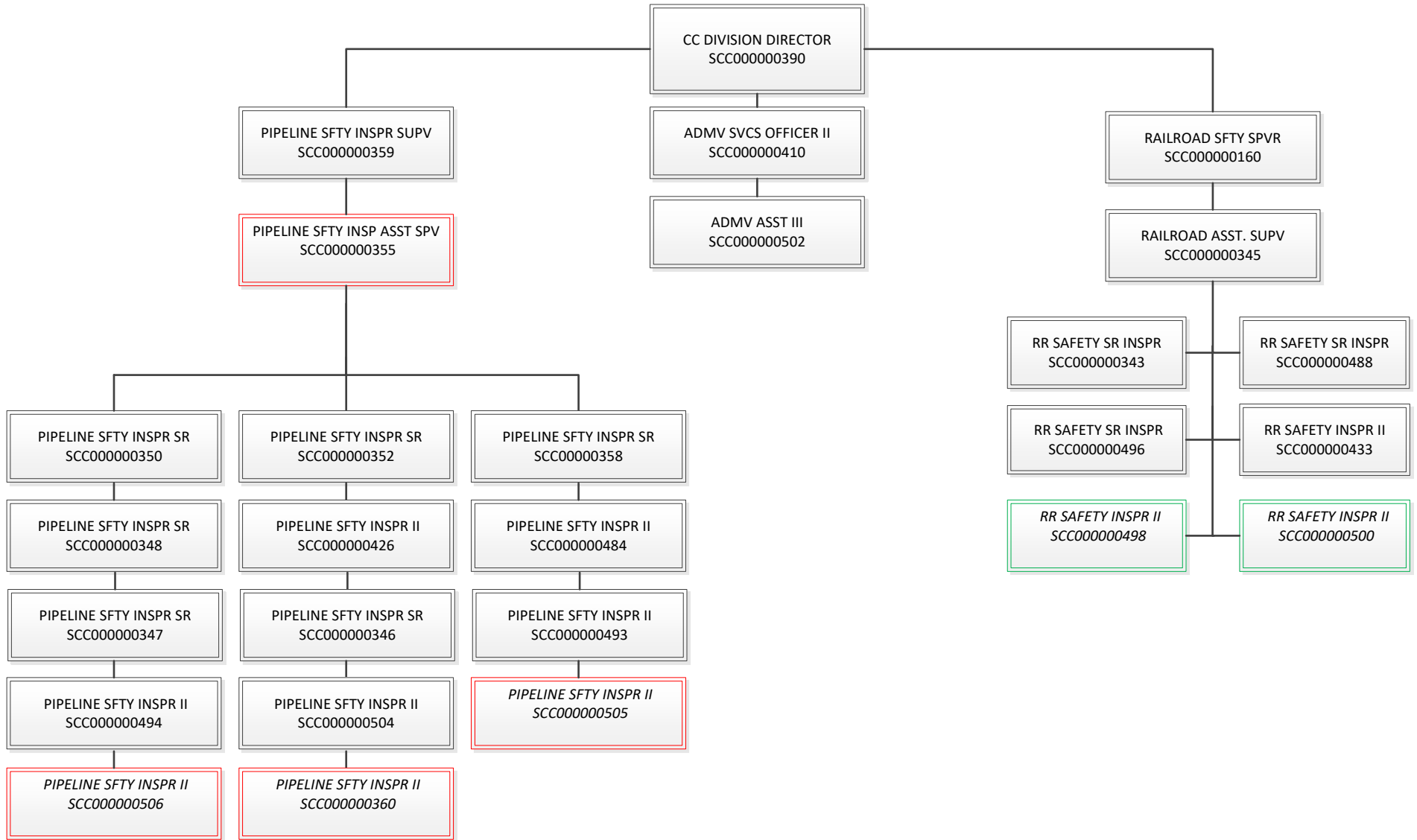
<b>Agency:</b>	<b>Corporation Commission</b>
<b>Program:</b>	<b>Securities</b>

	FY 2019 Actual	FY 2020 Expd. Plan
Other Intangible Assets Acquired by Capital Lease	0.0	
Other Long Lived Tangible Assets to be Expenses	0.0	
Non-Capital Equipment Excluded from Cost Allocation	0.0	
<b>Expenditure Category Total</b>	<b>5.5</b>	<b>0.0</b>
<b>Appropriated</b>		
CC2264-A Securities Regulatory & Enforcement (Appropriated)	5.5	0.0
<b>Fund Source Total</b>	<b>5.5</b>	<b>0.0</b>
<hr/>		
Capital Outlay	0.0	0.0
<b>Expenditure Category Total</b>	<b>0.0</b>	<b>0.0</b>
<hr/>		
Debt Service	0.0	0.0
<b>Expenditure Category Total</b>	<b>0.0</b>	<b>0.0</b>
<hr/>		
Cost Allocation	0.0	0.0
<b>Expenditure Category Total</b>	<b>0.0</b>	<b>0.0</b>
<hr/>		
Transfers	7.8	0.0
<b>Expenditure Category Total</b>	<b>7.8</b>	<b>0.0</b>
<b>Appropriated</b>		
CC2264-A Securities Regulatory & Enforcement (Appropriated)	7.8	0.0
<b>Fund Source Total</b>	<b>7.8</b>	<b>0.0</b>

<b>Employee Retirement Coverage</b>			
Retirement System	FTE	Personal Services	Fund#
Arizona State Retirement System	10.0	490.6	CC2404-A
Arizona State Retirement System	48.0	2,556.6	CC2264-A

<b>Combined Regular &amp; Elected Positions At/Above FICA Maximum of \$128,400</b>		
Total FTE	Personal Services	FTE's not eligible for Health, Dental & Life
1.0	130.0	0.0

# ARIZONA CORPORATION COMMISSION SAFETY DIVISION



## Program Summary of Expenditures and Budget Request

<b>Agency:</b>	Corporation Commission
<b>Program:</b>	Railroad Safety

	FY 2019 Actual	FY 2020 Expd. Plan	FY 2021 Fund. Issue	FY 2021 Total Request
<b>Program Summary</b>				
5-1 Railroad Safety	802.4	916.2	196.0	1,112.2
5-2 SLI Railroad Safety Inspectors	196.6	0.0	0.0	0.0
<b>Program Summary Total:</b>	999.0	916.2	196.0	1,112.2
<b>Expenditure Categories</b>				
0000 FTE Positions	8.0	8.2	2.0	10.2
6000 Personal Services	569.1	566.7	123.8	690.5
6100 Employee Related Expenses	235.8	240.5	47.2	287.7
6200 Professional and Outside Services	6.3	6.8	0.0	6.8
6500 Travel In-State	100.5	70.0	23.0	93.0
6600 Travel Out of State	17.9	15.0	0.0	15.0
6700 Food	0.0	0.0	0.0	0.0
6800 Aid to Organizations and Individuals	0.0	0.0	0.0	0.0
7000 Other Operating Expenses	58.8	17.2	2.0	19.2
8000 Equipment	10.6	0.0	0.0	0.0
8100 Capital Outlay	0.0	0.0	0.0	0.0
8600 Debt Service	0.0	0.0	0.0	0.0
9000 Cost Allocation	0.0	0.0	0.0	0.0
9100 Transfers	0.0	0.0	0.0	0.0
<b>Expenditure Categories Total:</b>	999.0	916.2	196.0	1,112.2
<b>Fund Source</b>				
<b>Appropriated Funds</b>				
AA1000-A General Fund (Appropriated)	814.2	620.8	196.0	816.8
CC2172-A Utility Regulation Revolving (Appropriated)	184.8	295.4	0.0	295.4
<b>Fund Source Total:</b>	999.0	916.2	196.0	1,112.2

## Program Group Summary of Expenditures and Budget Request for Selected Funds

<b>Agency:</b>	Corporation Commission
<b>Program:</b>	Railroad Safety

	FY 2019 Actual	FY 2020 Expd. Plan	FY 2021 Fund. Issue	FY 2021 Total Request
--	-------------------	-----------------------	------------------------	--------------------------

<b>Fund:</b>	AA1000-A General Fund (Appropriated)
--------------	--------------------------------------

### Program Expenditures

#### COST CENTER/PROGRAM BUDGET UNIT

5-1	Railroad Safety	617.6	620.8	196.0	816.8
5-2	SLI Railroad Safety Inspectors	196.6	0.0	0.0	0.0
	Total	814.2	620.8	196.0	816.8

### Appropriated Funding

#### Expenditure Categories

FTE Positions	7.5	6.2	2.0	8.2
Personal Services	561.9	435.9	123.8	559.7
Employee Related Expenses	212.0	184.9	47.2	232.1
Professional and Outside Services	0.0	0.0	0.0	0.0
Travel In-State	16.9	0.0	23.0	23.0
Travel Out of State	7.4	0.0	0.0	0.0
Food	0.0	0.0	0.0	0.0
Aid to Organizations and Individuals	0.0	0.0	0.0	0.0
Other Operating Expenses	5.4	0.0	2.0	2.0
Equipment	10.6	0.0	0.0	0.0
Capital Outlay	0.0	0.0	0.0	0.0
Debt Service	0.0	0.0	0.0	0.0
Cost Allocation	0.0	0.0	0.0	0.0
Transfers	0.0	0.0	0.0	0.0

<b>Expenditure Categories Total:</b>	814.2	620.8	196.0	816.8
--------------------------------------	-------	-------	-------	-------

<b>Fund AA1000-A Total:</b>	814.2	620.8	196.0	816.8
-----------------------------	-------	-------	-------	-------

## Program Group Summary of Expenditures and Budget Request for Selected Funds

<b>Agency:</b>	Corporation Commission
<b>Program:</b>	Railroad Safety

		FY 2019 Actual	FY 2020 Expd. Plan	FY 2021 Fund. Issue	FY 2021 Total Request
<b>Fund: CC2172-A Utility Regulation Revolving (Appropriated)</b>					
<b>Program Expenditures</b>					
COST CENTER/PROGRAM BUDGET UNIT					
5-1	Railroad Safety	184.8	295.4	0.0	295.4
	Total	184.8	295.4	0.0	295.4
<b>Appropriated Funding</b>					
<b>Expenditure Categories</b>					
	FTE Positions	0.5	2.0	0.0	2.0
	Personal Services	7.2	130.8	0.0	130.8
	Employee Related Expenses	23.8	55.6	0.0	55.6
	Professional and Outside Services	6.3	6.8	0.0	6.8
	Travel In-State	83.6	70.0	0.0	70.0
	Travel Out of State	10.5	15.0	0.0	15.0
	Food	0.0	0.0	0.0	0.0
	Aid to Organizations and Individuals	0.0	0.0	0.0	0.0
	Other Operating Expenses	53.4	17.2	0.0	17.2
	Equipment	0.0	0.0	0.0	0.0
	Capital Outlay	0.0	0.0	0.0	0.0
	Debt Service	0.0	0.0	0.0	0.0
	Cost Allocation	0.0	0.0	0.0	0.0
	Transfers	0.0	0.0	0.0	0.0
<b>Expenditure Categories Total:</b>		184.8	295.4	0.0	295.4
<b>Fund CC2172-A Total:</b>		184.8	295.4	0.0	295.4
<b>Program 5 Total:</b>		999.0	916.2	196.0	1,112.2

## Program Budget Unit Summary of Expenditures and Budget Request for All Funds

<b>Agency:</b>	Corporation Commission
<b>Program:</b>	Railroad Safety

Expenditure Categories	FY 2019 Actual	FY 2020 Expd. Plan	FY 2021 Fund. Issue	FY 2021 Total Request
0000 FTE	6.0	8.2	2.0	10.2
6000 Personal Services	431.6	566.7	123.8	690.5
6100 Employee Related Expenses	177.8	240.5	47.2	287.7
6200 Professional and Outside Services	6.3	6.8	0.0	6.8
6500 Travel In-State	99.8	70.0	23.0	93.0
6600 Travel Out of State	17.5	15.0	0.0	15.0
6700 Food	0.0	0.0	0.0	0.0
6800 Aid to Organizations and Individuals	0.0	0.0	0.0	0.0
7000 Other Operating Expenses	58.8	17.2	2.0	19.2
8000 Equipment	10.6	0.0	0.0	0.0
8100 Capital Outlay	0.0	0.0	0.0	0.0
8600 Debt Service	0.0	0.0	0.0	0.0
9000 Cost Allocation	0.0	0.0	0.0	0.0
9100 Transfers	0.0	0.0	0.0	0.0
<b>Expenditure Categories Total:</b>	802.4	916.2	196.0	1,112.2
<b>Fund Source</b>				
<b>Appropriated Funds</b>				
AA1000-A General Fund (Appropriated)	617.6	620.8	196.0	816.8
CC2172-A Utility Regulation Revolving (Appropriated)	184.8	295.4	0.0	295.4
	802.4	916.2	196.0	1,112.2
<b>Fund Source Total:</b>	802.4	916.2	196.0	1,112.2

## Program Budget Unit Summary of Expenditures and Budget Request for All Funds

<b>Agency:</b>	Corporation Commission
<b>Program:</b>	SLI Railroad Safety Inspectors

Expenditure Categories	FY 2019 Actual	FY 2020 Expd. Plan	FY 2021 Fund. Issue	FY 2021 Total Request
0000 FTE	2.0	0.0	0.0	0.0
6000 Personal Services	137.5	0.0	0.0	0.0
6100 Employee Related Expenses	58.0	0.0	0.0	0.0
6200 Professional and Outside Services	0.0	0.0	0.0	0.0
6500 Travel In-State	0.7	0.0	0.0	0.0
6600 Travel Out of State	0.4	0.0	0.0	0.0
6700 Food	0.0	0.0	0.0	0.0
6800 Aid to Organizations and Individuals	0.0	0.0	0.0	0.0
7000 Other Operating Expenses	0.0	0.0	0.0	0.0
8000 Equipment	0.0	0.0	0.0	0.0
8100 Capital Outlay	0.0	0.0	0.0	0.0
8600 Debt Service	0.0	0.0	0.0	0.0
9000 Cost Allocation	0.0	0.0	0.0	0.0
9100 Transfers	0.0	0.0	0.0	0.0
<b>Expenditure Categories Total:</b>	196.6	0.0	0.0	0.0
<b>Fund Source</b>				
<b>Appropriated Funds</b>				
AA1000-A General Fund (Appropriated)	196.6	0.0	0.0	0.0
<b>Fund Source Total:</b>	196.6	0.0	0.0	0.0

## Program Budget Unit Summary of Expenditures and Budget Request for Selected Funds

<b>Agency:</b> Corporation Commission					
		<b>FY 2019</b>	<b>FY 2020</b>	<b>FY 2021</b>	<b>FY 2021</b>
		<b>Actual</b>	<b>Expd. Plan</b>	<b>Fund. Issue</b>	<b>Total Request</b>
<b>Program:</b> Railroad Safety					
<b>Fund:</b> AA1000-A General Fund					
<b>Appropriated</b>					
0000	FTE	5.5	6.2	2.0	8.2
6000	Personal Services	424.4	435.9	123.8	559.7
6100	Employee Related Expenses	154.0	184.9	47.2	232.1
6200	Professional and Outside Services	0.0	0.0	0.0	0.0
6500	Travel In-State	16.2	0.0	23.0	23.0
6600	Travel Out of State	7.0	0.0	0.0	0.0
6700	Food	0.0	0.0	0.0	0.0
6800	Aid to Organizations and Individuals	0.0	0.0	0.0	0.0
7000	Other Operating Expenses	5.4	0.0	2.0	2.0
8000	Equipment	10.6	0.0	0.0	0.0
8100	Capital Outlay	0.0	0.0	0.0	0.0
8600	Debt Service	0.0	0.0	0.0	0.0
9000	Cost Allocation	0.0	0.0	0.0	0.0
9100	Transfers	0.0	0.0	0.0	0.0
<b>Appropriated Total:</b>		<b>617.6</b>	<b>620.8</b>	<b>196.0</b>	<b>816.8</b>
<b>Fund Total:</b>		<b>617.6</b>	<b>620.8</b>	<b>196.0</b>	<b>816.8</b>
<b>Fund:</b> CC2172-A Utility Regulation Revolving					
<b>Appropriated</b>					
0000	FTE	0.5	2.0	0.0	2.0
6000	Personal Services	7.2	130.8	0.0	130.8
6100	Employee Related Expenses	23.8	55.6	0.0	55.6
6200	Professional and Outside Services	6.3	6.8	0.0	6.8
6500	Travel In-State	83.6	70.0	0.0	70.0
6600	Travel Out of State	10.5	15.0	0.0	15.0
6700	Food	0.0	0.0	0.0	0.0
6800	Aid to Organizations and Individuals	0.0	0.0	0.0	0.0
7000	Other Operating Expenses	53.4	17.2	0.0	17.2
8000	Equipment	0.0	0.0	0.0	0.0
8100	Capital Outlay	0.0	0.0	0.0	0.0



## Program Budget Unit Summary of Expenditures and Budget Request for Selected Funds

<b>Agency:</b>	Corporation Commission			
	<b>FY 2019</b>	<b>FY 2020</b>	<b>FY 2021</b>	<b>FY 2021</b>
	<b>Actual</b>	<b>Expd. Plan</b>	<b>Fund. Issue</b>	<b>Total Request</b>
<b>Program:</b>	Railroad Safety			
<b>Fund:</b>	CC2172-A Utility Regulation Revolving			
<b>Appropriated</b>				
8600 Debt Service	0.0	0.0	0.0	0.0
9000 Cost Allocation	0.0	0.0	0.0	0.0
9100 Transfers	0.0	0.0	0.0	0.0
<b>Appropriated Total:</b>	184.8	295.4	0.0	295.4
<b>Fund Total:</b>	184.8	295.4	0.0	295.4
<b>Program Total For Selected Funds:</b>	802.4	916.2	196.0	1,112.2

## Program Budget Unit Summary of Expenditures and Budget Request for Selected Funds

<b>Agency:</b> Corporation Commission					
		<b>FY 2019</b>	<b>FY 2020</b>	<b>FY 2021</b>	<b>FY 2021</b>
		<b>Actual</b>	<b>Expd. Plan</b>	<b>Fund. Issue</b>	<b>Total Request</b>
<b>Program:</b> SLI Railroad Safety Inspectors					
<b>Fund:</b> AA1000-A General Fund					
<b>Appropriated</b>					
0000	FTE	2.0	0.0	0.0	0.0
6000	Personal Services	137.5	0.0	0.0	0.0
6100	Employee Related Expenses	58.0	0.0	0.0	0.0
6200	Professional and Outside Services	0.0	0.0	0.0	0.0
6500	Travel In-State	0.7	0.0	0.0	0.0
6600	Travel Out of State	0.4	0.0	0.0	0.0
6700	Food	0.0	0.0	0.0	0.0
6800	Aid to Organizations and Individuals	0.0	0.0	0.0	0.0
7000	Other Operating Expenses	0.0	0.0	0.0	0.0
8000	Equipment	0.0	0.0	0.0	0.0
8100	Capital Outlay	0.0	0.0	0.0	0.0
8600	Debt Service	0.0	0.0	0.0	0.0
9000	Cost Allocation	0.0	0.0	0.0	0.0
9100	Transfers	0.0	0.0	0.0	0.0
<b>Appropriated Total:</b>		196.6	0.0	0.0	0.0
<b>Fund Total:</b>		196.6	0.0	0.0	0.0
<b>Program Total For Selected Funds:</b>		196.6	0.0	0.0	0.0

## Program Expenditure Schedule

<b>Agency:</b>	<b>Corporation Commission</b>
<b>Program:</b>	<b>Railroad Safety</b>

	FY 2019 Actual	FY 2020 Expd. Plan
FTE	6.0	8.2
<b>Expenditure Category Total</b>	<b>6.0</b>	<b>8.2</b>
<b>Appropriated</b>		
AA1000-A General Fund (Appropriated)	5.5	6.2
CC2172-A Utility Regulation Revolving (Appropriated)	0.5	2.0
<b>Fund Source Total</b>	<b>6.0</b>	<b>8.2</b>
<hr/>		
Personal Services	431.6	566.7
Boards and Commissions	0.0	0.0
<b>Expenditure Category Total</b>	<b>431.6</b>	<b>566.7</b>
<b>Appropriated</b>		
AA1000-A General Fund (Appropriated)	424.4	435.9
CC2172-A Utility Regulation Revolving (Appropriated)	7.2	130.8
<b>Fund Source Total</b>	<b>431.6</b>	<b>566.7</b>
<hr/>		
Employee Related Expenses	177.8	240.5
<b>Expenditure Category Total</b>	<b>177.8</b>	<b>240.5</b>
<b>Appropriated</b>		
AA1000-A General Fund (Appropriated)	154.0	184.9
CC2172-A Utility Regulation Revolving (Appropriated)	23.8	55.6
<b>Fund Source Total</b>	<b>177.8</b>	<b>240.5</b>
<hr/>		
Professional and Outside Services		6.8
External Prof/Outside Serv Budg And Appn	0.0	
External Investment Services	0.0	
Other External Financial Services	0.0	
Attorney General Legal Services	0.0	
External Legal Services	1.2	
External Engineer/Architect Cost - Exp	0.0	
External Engineer/Architect Cost- Cap	0.0	
Other Design	0.0	
Temporary Agency Services	0.0	
Hospital Services	0.0	
Other Medical Services	0.0	
Institutional Care	0.0	
Education And Training	0.0	
Vendor Travel	0.0	
Professional & Outside Services Excluded from Cost Alloca	0.0	
Vendor Travel - Non Reportable	0.0	
External Telecom Consulting Services	5.1	
Costs related to those in custody of the State	0.0	
Non - Confidential Specialist Fees	0.0	
Confidential Specialist Fees	0.0	
Outside Actuarial Costs	0.0	
Other Professional And Outside Services	0.0	

## Program Expenditure Schedule

<b>Agency:</b>	<b>Corporation Commission</b>
<b>Program:</b>	<b>Railroad Safety</b>

	FY 2019 Actual	FY 2020 Expd. Plan
<b>Expenditure Category Total</b>	<b>6.3</b>	<b>6.8</b>
<b>Appropriated</b>		
CC2172-A Utility Regulation Revolving (Appropriated)	6.3	6.8
<b>Fund Source Total</b>	<b>6.3</b>	<b>6.8</b>
<hr/>		
Travel In-State	99.8	70.0
<b>Expenditure Category Total</b>	<b>99.8</b>	<b>70.0</b>
<b>Appropriated</b>		
AA1000-A General Fund (Appropriated)	16.2	0.0
CC2172-A Utility Regulation Revolving (Appropriated)	83.6	70.0
<b>Fund Source Total</b>	<b>99.8</b>	<b>70.0</b>
<hr/>		
Travel Out of State	17.5	15.0
<b>Expenditure Category Total</b>	<b>17.5</b>	<b>15.0</b>
<b>Appropriated</b>		
AA1000-A General Fund (Appropriated)	7.0	0.0
CC2172-A Utility Regulation Revolving (Appropriated)	10.5	15.0
<b>Fund Source Total</b>	<b>17.5</b>	<b>15.0</b>
<hr/>		
Food	0.0	0.0
<b>Expenditure Category Total</b>	<b>0.0</b>	<b>0.0</b>
<hr/>		
Aid to Organizations and Individuals	0.0	0.0
<b>Expenditure Category Total</b>	<b>0.0</b>	<b>0.0</b>
<hr/>		
Other Operating Expenses		17.2
Other Operating Expenditures Budg Approp	0.0	
Other Operating Expenditures Excluded from Cost Allocati	0.0	
Risk Management Charges To State Agency	3.6	
Risk Management Deductible - Indemnity	0.0	
Risk Management Deductible - Legal	0.0	
Risk Management Deductible - Medical	0.0	
Risk Management Deductible - Other	0.0	
Gen Liab- Non Physical-Taxable- Self Ins	0.0	
Gross Proceeds Payments To Attorneys	0.0	
General Liability- Non-Taxable- Self Ins	0.0	
Medical Malpractice - Self-Insured	0.0	
Automobile Liability - Self Insured	0.0	
General Property Damage - Self- Insured	0.0	
Automobile Physical Damage-Self Insured	0.0	
Liability Insurance Premiums	0.0	
Property Insurance Premiums	0.0	
Workers Compensation Benefit Payments	0.0	
Self Insurance - Administrative Fees	0.0	
Self Insurance - Premiums	0.0	
Self Insurance - Claim Payments	0.0	

## Program Expenditure Schedule

<b>Agency:</b>	<b>Corporation Commission</b>
<b>Program:</b>	<b>Railroad Safety</b>

	FY 2019 Actual	FY 2020 Expd. Plan
Self Insurance - Pharmacy Claims	0.0	
Premium Tax On Altcs	0.0	
Other Insurance-Related Charges	0.0	
Internal Service Data Processing	0.0	
Internal Service Data Proc- Pc/Lan	0.0	
External Programming-Mainframe/Legacy	0.0	
External Programming- Pc/Lan/Serv/Web	0.0	
External Data Entry	0.0	
Othr External Data Proc-Mainframe/Legacy	0.0	
Othr External Data Proc-Pc/Lan/Serv/Web	0.0	
Pmt for AFIS Development & Usage	0.4	
Internal Service Telecommunications	0.0	
External Telecom Long Distance-In-State	7.5	
External Telecom Long Distance-Out-State	0.0	
Other External Telecommunication Service	0.0	
Electricity	0.0	
Sanitation Waste Disposal	0.0	
Water	0.0	
Gas And Fuel Oil For Buildings	0.0	
Other Utilities	0.0	
Building Rent Charges To State Agencies	35.7	
Priv Lease To Own Bld Rent Chrgs To Agy	0.0	
Cert Of Part Bld Rent Chrgs To Agy	0.0	
Rental Of Land And Buildings	0.0	
Rental Of Computer Equipment	0.0	
Rental Of Other Machinery And Equipment	0.0	
Miscellaneous Rent	3.3	
Interest On Overdue Payments	0.0	
All Other Interest Payments	0.0	
Internal Acct/Budg/Financial Svcs	0.0	
Other Internal Services	0.0	
Repair And Maintenance - Buildings	0.9	
Repair And Maintenance - Vehicles	0.5	
Repair And Maint - Mainframe And Legacy	0.0	
Repair And Maint-Pc/Lan/Serv/Web	0.0	
Repair And Maintenance - Other Equipment	0.0	
Other Repair And Maintenance	1.3	
Software Support And Maintenance	0.0	
Uniforms	0.8	
Inmate Clothing	0.0	
Security Supplies	0.0	
Office Supplies	0.9	
Computer Supplies	0.2	
Housekeeping Supplies	0.0	
Bedding And Bath Supplies	0.0	
Drugs And Medicine Supplies	0.0	
Medical Supplies	0.0	
Dental Supplies	0.0	
Automotive And Transportation Fuels	0.0	
Automotive Lubricants And Supplies	0.0	
Rpr And Maint Supplies-Not Auto Or Build	0.0	

## Program Expenditure Schedule

<b>Agency:</b>	<b>Corporation Commission</b>
<b>Program:</b>	<b>Railroad Safety</b>

	FY 2019 Actual	FY 2020 Expd. Plan
Repair And Maintenance Supplies-Building	0.0	
Other Operating Supplies	1.1	
Publications	0.0	
Aggregate Withheld Or Paid Commissions	0.0	
Lottery Prizes	0.0	
Lottery Distribution Costs	0.0	
Material for Further Processing	0.0	
Other Resale Supplies	0.0	
Loss On Sales Of Capital Assets	0.0	
Loss on Sales of Investments	0.0	
Employee Tuition Reimbursement-Graduate	0.0	
Employee Tuition Reimb Under-Grad/Other	0.0	
Conference Registration-Attendance Fees	0.0	
Other Education And Training Costs	0.0	
Advertising	0.0	
Sponsorships	0.0	
Internal Printing	0.1	
External Printing	0.0	
Photography	0.0	
Postage And Delivery	0.1	
Document shredding and Destruction Services	0.0	
Translation and Sign Language Services	0.0	
Distribution To State Universities	0.0	
Other Intrastate Distributions	0.0	
Awards	0.0	
Entertainment And Promotional Items	0.0	
Dues	0.0	
Books- Subscriptions And Publications	0.0	
Costs For Digital Image Or Microfilm	0.0	
Revolving Fund Advances	0.0	
Credit Card Fees Over Approved Limit	0.0	
Relief Bill Expenditures	0.0	
Surplus Property Distr To State Agencies	0.0	
Security Services	2.4	
Judgments - Damages	0.0	
ICA Payments to Claimants Confidential	0.0	
Jdgmnt-Confidential Restitution To Indiv	0.0	
Judgments - Non-Confidential Restitution	0.0	
Judgments - Punitive And Compensatory	0.0	
Pmts Made to Resolve/Disputes/Avoid Costs of Litigation	0.0	
Pmts For Contracted State Inmate Labor	0.0	
Payments To State Inmates	0.0	
Bad Debt Expense	0.0	
Interview Expense	0.0	
Employee Relocations-Nontaxable	0.0	
Employee Relocations-Taxable	0.0	
Non-Confidential Invest/Legal/Law Enf	0.0	
Conf/Sensitive Invest/Legal/Undercover	0.0	
Fingerprinting, Background Checks, Etc.	0.0	
Other Miscellaneous Operating	0.0	

## Program Expenditure Schedule

<b>Agency:</b>	<b>Corporation Commission</b>
<b>Program:</b>	<b>Railroad Safety</b>

	FY 2019 Actual	FY 2020 Expd. Plan
<b>Expenditure Category Total</b>	<b>58.8</b>	<b>17.2</b>
<b>Appropriated</b>		
AA1000-A General Fund (Appropriated)	5.4	0.0
CC2172-A Utility Regulation Revolving (Appropriated)	53.4	17.2
	<b>58.8</b>	<b>17.2</b>
<b>Fund Source Total</b>	<b>58.8</b>	<b>17.2</b>

---

Current Year Expenditures		0.0
Capital Equipment Budget And Approp	0.0	
Vehicles Capital Purchase	0.0	
Vehicles Capital Leases	0.0	
Furniture Capital Purchase	0.0	
Depreciable Works Of Art & Hist Treas/Coll Capital Purcha	0.0	
Non Depr Works Of Art & Hist Treas/Coll Cap Purchase	0.0	
Furniture Capital Leases	0.0	
Computer Equipment Capital Purchase	0.0	
Computer Equipment Capital Lease	0.0	
Telecommunication Equip-Capital Purchase	0.0	
Telecommunication Equip-Capital Lease	0.0	
Other Equipment Capital Purchase	0.0	
Other Equipment Capital Leases	0.0	
Purchased Or Licensed Software-Website	0.0	
Internally Generated Software-Website	0.0	
Development in Progress	0.0	
Right-Of-Way/Easement/Extraction Rights	0.0	
Oth Int Assets purchased, licensed or internally generate	0.0	
Other intangible assets acquired by capital lease	0.0	
Other Capital Asset Purchases	0.0	
Leasehold Improvement-Capital Purchase	0.0	
Other Capital Asset Leases	0.0	
Non-Capital Equip Budget And Approp	0.0	
Vehicles Non-Capital Purchase	0.0	
Vehicles Non-Capital Leases	0.0	
Furniture Non-Capital Purchase	0.0	
Works Of Art And Hist Treas-Non Capital	0.0	
Furniture Non-Capital Leases	0.0	
Computer Equipment Non-Capital Purchase	10.6	
Computer Equipment Non-Capital Lease	0.0	
Telecomm Equip Non-Capital Purchase	0.0	
Telecomm Equip Non-Capital Leases	0.0	
Other Equipment Non-Capital Purchase	0.0	
Weapons Non-Capital Purchase	0.0	
Other Equipment Non-Capital Lease	0.0	
Purchased Or Licensed Software/Website	0.0	
Internally Generated Software/Website	0.0	
LICENSES AND PERMITS	0.0	
Right-Of-Way/Easement/Extraction Exp	0.0	
Other Intangible Assets - Purchased, Licensed or Internall	0.0	
Noncapital Software/Web By Capital Lease	0.0	
Other Intangible Assets Acquired by Capital Lease	0.0	
Other Long Lived Tangible Assets to be Expenses	0.0	

## Program Expenditure Schedule

<b>Agency:</b>	Corporation Commission
<b>Program:</b>	Railroad Safety

	FY 2019 Actual	FY 2020 Expd. Plan
Non-Capital Equipment Excluded from Cost Allocation	0.0	0.0
<b>Expenditure Category Total</b>	<b>10.6</b>	<b>0.0</b>
<b>Appropriated</b>		
AA1000-A General Fund (Appropriated)	10.6	0.0
<b>Fund Source Total</b>	<b>10.6</b>	<b>0.0</b>
<hr/>		
Capital Outlay	0.0	0.0
<b>Expenditure Category Total</b>	<b>0.0</b>	<b>0.0</b>
<hr/>		
Debt Service	0.0	0.0
<b>Expenditure Category Total</b>	<b>0.0</b>	<b>0.0</b>
<hr/>		
Cost Allocation	0.0	0.0
<b>Expenditure Category Total</b>	<b>0.0</b>	<b>0.0</b>
<hr/>		
Transfers	0.0	0.0
<b>Expenditure Category Total</b>	<b>0.0</b>	<b>0.0</b>

<b>Employee Retirement Coverage</b>			
Retirement System	FTE	Personal Services	Fund#
Arizona State Retirement System	6.2	435.9	AA1000-A
Arizona State Retirement System	2.0	130.8	CC2172-A

<b>Combined Regular &amp; Elected Positions At/Above FICA Maximum of \$128,400</b>		
Total FTE	Personal Services	FTE's not eligible for Health, Dental & Life
0.0	0.0	0.0



## Program Expenditure Schedule

<b>Agency:</b>	<b>Corporation Commission</b>
<b>Program:</b>	<b>SLI Railroad Safety Inspectors</b>

	FY 2019 Actual	FY 2020 Expd. Plan
FTE	2.0	0.0
<b>Expenditure Category Total</b>	<b>2.0</b>	<b>0.0</b>
<b>Appropriated</b>		
AA1000-A General Fund (Appropriated)	2.0	0.0
<b>Fund Source Total</b>	<b>2.0</b>	<b>0.0</b>
<hr/>		
Personal Services	137.5	0.0
Boards and Commissions	0.0	0.0
<b>Expenditure Category Total</b>	<b>137.5</b>	<b>0.0</b>
<b>Appropriated</b>		
AA1000-A General Fund (Appropriated)	137.5	0.0
<b>Fund Source Total</b>	<b>137.5</b>	<b>0.0</b>
<hr/>		
Employee Related Expenses	58.0	0.0
<b>Expenditure Category Total</b>	<b>58.0</b>	<b>0.0</b>
<b>Appropriated</b>		
AA1000-A General Fund (Appropriated)	58.0	0.0
<b>Fund Source Total</b>	<b>58.0</b>	<b>0.0</b>
<hr/>		
Professional and Outside Services		0.0
External Prof/Outside Serv Budg And Appn	0.0	
External Investment Services	0.0	
Other External Financial Services	0.0	
Attorney General Legal Services	0.0	
External Legal Services	0.0	
External Engineer/Architect Cost - Exp	0.0	
External Engineer/Architect Cost- Cap	0.0	
Other Design	0.0	
Temporary Agency Services	0.0	
Hospital Services	0.0	
Other Medical Services	0.0	
Institutional Care	0.0	
Education And Training	0.0	
Vendor Travel	0.0	
Professional & Outside Services Excluded from Cost Alloca	0.0	
Vendor Travel - Non Reportable	0.0	
External Telecom Consulting Services	0.0	
Costs related to those in custody of the State	0.0	
Non - Confidential Specialist Fees	0.0	
Confidential Specialist Fees	0.0	
Outside Actuarial Costs	0.0	
Other Professional And Outside Services	0.0	

## Program Expenditure Schedule

<b>Agency:</b>	<b>Corporation Commission</b>
<b>Program:</b>	<b>SLI Railroad Safety Inspectors</b>

	FY 2019 Actual	FY 2020 Expd. Plan
<b>Expenditure Category Total</b>	<b>0.0</b>	<b>0.0</b>
<b>Appropriated</b>		
AA1000-A General Fund (Appropriated)	0.0	0.0
<b>Fund Source Total</b>	<b>0.0</b>	<b>0.0</b>
<hr/>		
Travel In-State	0.7	0.0
<b>Expenditure Category Total</b>	<b>0.7</b>	<b>0.0</b>
<b>Appropriated</b>		
AA1000-A General Fund (Appropriated)	0.7	0.0
<b>Fund Source Total</b>	<b>0.7</b>	<b>0.0</b>
<hr/>		
Travel Out of State	0.4	0.0
<b>Expenditure Category Total</b>	<b>0.4</b>	<b>0.0</b>
<b>Appropriated</b>		
AA1000-A General Fund (Appropriated)	0.4	0.0
<b>Fund Source Total</b>	<b>0.4</b>	<b>0.0</b>
<hr/>		
Food	0.0	0.0
<b>Expenditure Category Total</b>	<b>0.0</b>	<b>0.0</b>
<hr/>		
Aid to Organizations and Individuals	0.0	0.0
<b>Expenditure Category Total</b>	<b>0.0</b>	<b>0.0</b>
<hr/>		
Other Operating Expenses		0.0
Other Operating Expenditures Budg Approp	0.0	
Other Operating Expenditures Excluded from Cost Allocati	0.0	
Risk Management Charges To State Agency	0.0	
Risk Management Deductible - Indemnity	0.0	
Risk Management Deductible - Legal	0.0	
Risk Management Deductible - Medical	0.0	
Risk Management Deductible - Other	0.0	
Gen Liab- Non Physical-Taxable- Self Ins	0.0	
Gross Proceeds Payments To Attorneys	0.0	
General Liability- Non-Taxable- Self Ins	0.0	
Medical Malpractice - Self-Insured	0.0	
Automobile Liability - Self Insured	0.0	
General Property Damage - Self- Insured	0.0	
Automobile Physical Damage-Self Insured	0.0	
Liability Insurance Premiums	0.0	
Property Insurance Premiums	0.0	
Workers Compensation Benefit Payments	0.0	
Self Insurance - Administrative Fees	0.0	
Self Insurance - Premiums	0.0	
Self Insurance - Claim Payments	0.0	
Self Insurance - Pharmacy Claims	0.0	
Premium Tax On Altcs	0.0	

## Program Expenditure Schedule

<b>Agency:</b>	<b>Corporation Commission</b>
<b>Program:</b>	<b>SLI Railroad Safety Inspectors</b>

	FY 2019 Actual	FY 2020 Expd. Plan
Other Insurance-Related Charges	0.0	
Internal Service Data Processing	0.0	
Internal Service Data Proc- Pc/Lan	0.0	
External Programming-Mainframe/Legacy	0.0	
External Programming- Pc/Lan/Serv/Web	0.0	
External Data Entry	0.0	
Othr External Data Proc-Mainframe/Legacy	0.0	
Othr External Data Proc-Pc/Lan/Serv/Web	0.0	
Pmt for AFIS Development & Usage	0.0	
Internal Service Telecommunications	0.0	
External Telecom Long Distance-In-State	0.0	
External Telecom Long Distance-Out-State	0.0	
Other External Telecommunication Service	0.0	
Electricity	0.0	
Sanitation Waste Disposal	0.0	
Water	0.0	
Gas And Fuel Oil For Buildings	0.0	
Other Utilities	0.0	
Building Rent Charges To State Agencies	0.0	
Priv Lease To Own Bld Rent Chrgs To Agy	0.0	
Cert Of Part Bld Rent Chrgs To Agy	0.0	
Rental Of Land And Buildings	0.0	
Rental Of Computer Equipment	0.0	
Rental Of Other Machinery And Equipment	0.0	
Miscellaneous Rent	0.0	
Interest On Overdue Payments	0.0	
All Other Interest Payments	0.0	
Internal Acct/Budg/Financial Svcs	0.0	
Other Internal Services	0.0	
Repair And Maintenance - Buildings	0.0	
Repair And Maintenance - Vehicles	0.0	
Repair And Maint - Mainframe And Legacy	0.0	
Repair And Maint-Pc/Lan/Serv/Web	0.0	
Repair And Maintenance - Other Equipment	0.0	
Other Repair And Maintenance	0.0	
Software Support And Maintenance	0.0	
Uniforms	0.0	
Inmate Clothing	0.0	
Security Supplies	0.0	
Office Supplies	0.0	
Computer Supplies	0.0	
Housekeeping Supplies	0.0	
Bedding And Bath Supplies	0.0	
Drugs And Medicine Supplies	0.0	
Medical Supplies	0.0	
Dental Supplies	0.0	
Automotive And Transportation Fuels	0.0	
Automotive Lubricants And Supplies	0.0	
Rpr And Maint Supplies-Not Auto Or Build	0.0	
Repair And Maintenance Supplies-Building	0.0	
Other Operating Supplies	0.0	

## Program Expenditure Schedule

<b>Agency:</b>	<b>Corporation Commission</b>
<b>Program:</b>	<b>SLI Railroad Safety Inspectors</b>

	FY 2019 Actual	FY 2020 Expd. Plan
Publications	0.0	
Aggregate Withheld Or Paid Commissions	0.0	
Lottery Prizes	0.0	
Lottery Distribution Costs	0.0	
Material for Further Processing	0.0	
Other Resale Supplies	0.0	
Loss On Sales Of Capital Assets	0.0	
Loss on Sales of Investments	0.0	
Employee Tuition Reimbursement-Graduate	0.0	
Employee Tuition Reimb Under-Grad/Other	0.0	
Conference Registration-Attendance Fees	0.0	
Other Education And Training Costs	0.0	
Advertising	0.0	
Sponsorships	0.0	
Internal Printing	0.0	
External Printing	0.0	
Photography	0.0	
Postage And Delivery	0.0	
Document shredding and Destruction Services	0.0	
Translation and Sign Language Services	0.0	
Distribution To State Universities	0.0	
Other Intrastate Distributions	0.0	
Awards	0.0	
Entertainment And Promotional Items	0.0	
Dues	0.0	
Books- Subscriptions And Publications	0.0	
Costs For Digital Image Or Microfilm	0.0	
Revolving Fund Advances	0.0	
Credit Card Fees Over Approved Limit	0.0	
Relief Bill Expenditures	0.0	
Surplus Property Distr To State Agencies	0.0	
Security Services	0.0	
Judgments - Damages	0.0	
ICA Payments to Claimants Confidential	0.0	
Jdgmnt-Confidential Restitution To Indiv	0.0	
Judgments - Non-Confidential Restitution	0.0	
Judgments - Punitive And Compensatory	0.0	
Pmts Made to Resolve/Disputes/Avoid Costs of Litigation	0.0	
Pmts For Contracted State Inmate Labor	0.0	
Payments To State Inmates	0.0	
Bad Debt Expense	0.0	
Interview Expense	0.0	
Employee Relocations-Nontaxable	0.0	
Employee Relocations-Taxable	0.0	
Non-Confidential Invest/Legal/Law Enf	0.0	
Conf/Sensitive Invest/Legal/Undercover	0.0	
Fingerprinting, Background Checks, Etc.	0.0	
Other Miscellaneous Operating	0.0	
<b>Expenditure Category Total</b>	<b>0.0</b>	<b>0.0</b>

## Program Expenditure Schedule

<b>Agency:</b>	<b>Corporation Commission</b>
<b>Program:</b>	<b>SLI Railroad Safety Inspectors</b>

	FY 2019 Actual	FY 2020 Expd. Plan
Current Year Expenditures		0.0
Capital Equipment Budget And Approp	0.0	
Vehicles Capital Purchase	0.0	
Vehicles Capital Leases	0.0	
Furniture Capital Purchase	0.0	
Depreciable Works Of Art & Hist Treas/Coll Capital Purcha	0.0	
Non Depr Works Of Art & Hist Treas/Coll Cap Purchase	0.0	
Furniture Capital Leases	0.0	
Computer Equipment Capital Purchase	0.0	
Computer Equipment Capital Lease	0.0	
Telecommunication Equip-Capital Purchase	0.0	
Telecommunication Equip-Capital Lease	0.0	
Other Equipment Capital Purchase	0.0	
Other Equipment Capital Leases	0.0	
Purchased Or Licensed Software-Website	0.0	
Internally Generated Software-Website	0.0	
Development in Progress	0.0	
Right-Of-Way/Easement/Extraction Rights	0.0	
Oth Int Assets purchased, licensed or internally generate	0.0	
Other intangible assets acquired by capital lease	0.0	
Other Capital Asset Purchases	0.0	
Leasehold Improvement-Capital Purchase	0.0	
Other Capital Asset Leases	0.0	
Non-Capital Equip Budget And Approp	0.0	
Vehicles Non-Capital Purchase	0.0	
Vehicles Non-Capital Leases	0.0	
Furniture Non-Capital Purchase	0.0	
Works Of Art And Hist Treas-Non Capital	0.0	
Furniture Non-Capital Leases	0.0	
Computer Equipment Non-Capital Purchase	0.0	
Computer Equipment Non-Capital Lease	0.0	
Telecomm Equip Non-Capital Purchase	0.0	
Telecomm Equip Non-Capital Leases	0.0	
Other Equipment Non-Capital Purchase	0.0	
Weapons Non-Capital Purchase	0.0	
Other Equipment Non-Capital Lease	0.0	
Purchased Or Licensed Software/Website	0.0	
Internally Generated Software/Website	0.0	
LICENSES AND PERMITS	0.0	
Right-Of-Way/Easement/Extraction Exp	0.0	
Other Intangible Assets - Purchased, Licensed or Internall	0.0	
Noncapital Software/Web By Capital Lease	0.0	
Other Intangible Assets Acquired by Capital Lease	0.0	
Other Long Lived Tangible Assets to be Expenses	0.0	
Non-Capital Equipment Excluded from Cost Allocation	0.0	
<b>Expenditure Category Total</b>	<b>0.0</b>	<b>0.0</b>
<hr/>		
Capital Outlay	0.0	0.0
<b>Expenditure Category Total</b>	<b>0.0</b>	<b>0.0</b>

## Program Expenditure Schedule

<b>Agency:</b>	Corporation Commission
<b>Program:</b>	SLI Railroad Safety Inspectors

	FY 2019 Actual	FY 2020 Expd. Plan
Debt Service	0.0	0.0
<b>Expenditure Category Total</b>	<b>0.0</b>	<b>0.0</b>
<hr/>		
Cost Allocation	0.0	0.0
<b>Expenditure Category Total</b>	<b>0.0</b>	<b>0.0</b>
<hr/>		
Transfers	0.0	0.0
<b>Expenditure Category Total</b>	<b>0.0</b>	<b>0.0</b>

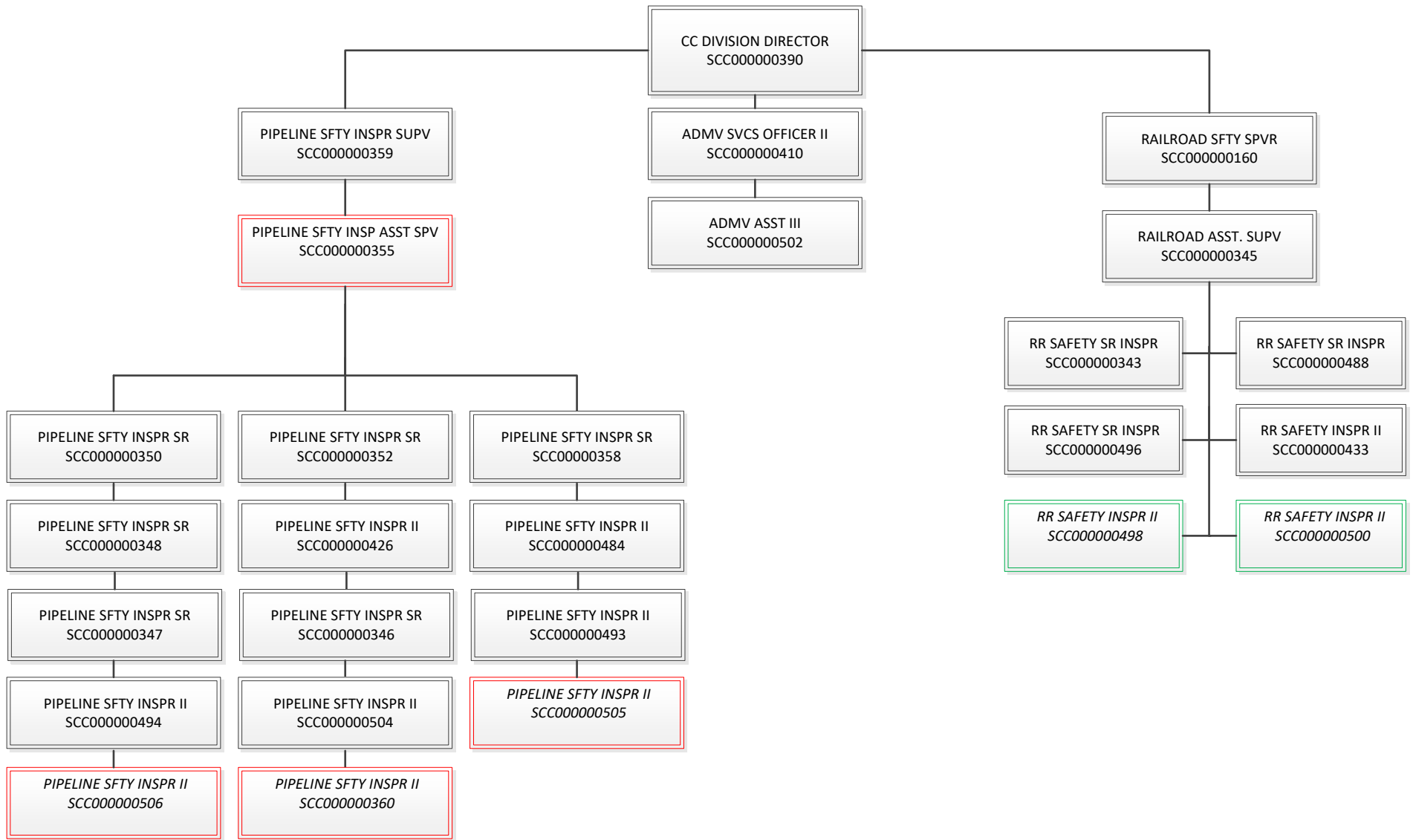
<b>Employee Retirement Coverage</b>
-------------------------------------

Retirement System	FTE	Personal Services	Fund#
Arizona State Retirement System	0.0	0.0	AA1000-A

<b>Combined Regular &amp; Elected Positions At/Above FICA Maximum of \$128,400</b>
------------------------------------------------------------------------------------

Total FTE	Personal Services	FTE's not eligible for Health, Dental & Life
0.0	0.0	0.0

# ARIZONA CORPORATION COMMISSION SAFETY DIVISION



## Program Summary of Expenditures and Budget Request

<b>Agency:</b>	Corporation Commission
<b>Program:</b>	Pipeline Safety

		FY 2019 Actual	FY 2020 Expd. Plan	FY 2021 Fund. Issue	FY 2021 Total Request
<b>Program Summary</b>					
6-1	Pipeline Safety	1,822.8	1,889.1	0.0	1,889.1
<b>Program Summary Total:</b>		1,822.8	1,889.1	0.0	1,889.1
<b>Expenditure Categories</b>					
0000	FTE Positions	15.0	19.0	0.0	19.0
6000	Personal Services	957.6	1,112.0	0.0	1,112.0
6100	Employee Related Expenses	362.5	411.4	0.0	411.4
6200	Professional and Outside Services	6.4	6.5	0.0	6.5
6500	Travel In-State	149.7	125.0	0.0	125.0
6600	Travel Out of State	49.9	55.0	0.0	55.0
6700	Food	0.0	0.0	0.0	0.0
6800	Aid to Organizations and Individuals	0.0	0.0	0.0	0.0
7000	Other Operating Expenses	295.5	179.2	0.0	179.2
8000	Equipment	0.0	0.0	0.0	0.0
8100	Capital Outlay	0.0	0.0	0.0	0.0
8600	Debt Service	0.0	0.0	0.0	0.0
9000	Cost Allocation	0.0	0.0	0.0	0.0
9100	Transfers	1.2	0.0	0.0	0.0
<b>Expenditure Categories Total:</b>		1,822.8	1,889.1	0.0	1,889.1
<b>Fund Source</b>					
<b>Appropriated Funds</b>					
CC2172-A Utility Regulation Revolving (Appropriated)		1,245.5	0.0	0.0	0.0
		1,245.5	0.0	0.0	0.0
<b>Non-Appropriated Funds</b>					
CC2000-N Federal Grants FUND (Non-Appropriated)		577.3	1,889.1	0.0	1,889.1
		577.3	1,889.1	0.0	1,889.1
<b>Fund Source Total:</b>		1,822.8	1,889.1	0.0	1,889.1



## Program Group Summary of Expenditures and Budget Request for Selected Funds

<b>Agency:</b>	Corporation Commission
<b>Program:</b>	Pipeline Safety

	FY 2019 Actual	FY 2020 Expd. Plan	FY 2021 Fund. Issue	FY 2021 Total Request
--	-------------------	-----------------------	------------------------	--------------------------

<b>Fund:</b>	CC2000-N Federal GrantS FUND (Non-Appropriated)
--------------	-------------------------------------------------

### Program Expenditures

COST CENTER/PROGRAM BUDGET UNIT

6-1	Pipeline Safety	577.3	1,889.1	0.0	1,889.1
	Total	577.3	1,889.1	0.0	1,889.1

### Non-Appropriated Funding

#### Expenditure Categories

FTE Positions	2.0	19.0	0.0	19.0
Personal Services	72.4	1,112.0	0.0	1,112.0
Employee Related Expenses	27.9	411.4	0.0	411.4
Professional and Outside Services	3.2	6.5	0.0	6.5
Travel In-State	125.1	125.0	0.0	125.0
Travel Out of State	52.0	55.0	0.0	55.0
Food	0.0	0.0	0.0	0.0
Aid to Organizations and Individuals	0.0	0.0	0.0	0.0
Other Operating Expenses	295.5	179.2	0.0	179.2
Equipment	0.0	0.0	0.0	0.0
Capital Outlay	0.0	0.0	0.0	0.0
Debt Service	0.0	0.0	0.0	0.0
Cost Allocation	0.0	0.0	0.0	0.0
Transfers	1.2	0.0	0.0	0.0

<b>Expenditure Categories Total:</b>	577.3	1,889.1	0.0	1,889.1
--------------------------------------	-------	---------	-----	---------

<b>Fund CC2000-N Total:</b>	577.3	1,889.1	0.0	1,889.1
-----------------------------	-------	---------	-----	---------

## Program Group Summary of Expenditures and Budget Request for Selected Funds

<b>Agency:</b>	Corporation Commission
<b>Program:</b>	Pipeline Safety

	FY 2019 Actual	FY 2020 Expd. Plan	FY 2021 Fund. Issue	FY 2021 Total Request
--	-------------------	-----------------------	------------------------	--------------------------

<b>Fund:</b>	CC2172-A Utility Regulation Revolving (Appropriated)
--------------	------------------------------------------------------

### Program Expenditures

COST CENTER/PROGRAM BUDGET UNIT

6-1	Pipeline Safety	1,245.5	0.0	0.0	0.0
	Total	1,245.5	0.0	0.0	0.0

### Appropriated Funding

#### Expenditure Categories

FTE Positions	13.0	0.0	0.0	0.0
Personal Services	885.2	0.0	0.0	0.0
Employee Related Expenses	334.6	0.0	0.0	0.0
Professional and Outside Services	3.2	0.0	0.0	0.0
Travel In-State	24.6	0.0	0.0	0.0
Travel Out of State	(2.1)	0.0	0.0	0.0
Food	0.0	0.0	0.0	0.0
Aid to Organizations and Individuals	0.0	0.0	0.0	0.0
Other Operating Expenses	0.0	0.0	0.0	0.0
Equipment	0.0	0.0	0.0	0.0
Capital Outlay	0.0	0.0	0.0	0.0
Debt Service	0.0	0.0	0.0	0.0
Cost Allocation	0.0	0.0	0.0	0.0
Transfers	0.0	0.0	0.0	0.0

<b>Expenditure Categories Total:</b>	1,245.5	0.0	0.0	0.0
--------------------------------------	---------	-----	-----	-----

<b>Fund CC2172-A Total:</b>	1,245.5	0.0	0.0	0.0
-----------------------------	---------	-----	-----	-----

<b>Program 6 Total:</b>	1,822.8	1,889.1	0.0	1,889.1
-------------------------	---------	---------	-----	---------

## Program Budget Unit Summary of Expenditures and Budget Request for All Funds

<b>Agency:</b>	Corporation Commission
<b>Program:</b>	Pipeline Safety

Expenditure Categories	FY 2019 Actual	FY 2020 Expd. Plan	FY 2021 Fund. Issue	FY 2021 Total Request
0000 FTE	15.0	19.0	0.0	19.0
6000 Personal Services	957.6	1,112.0	0.0	1,112.0
6100 Employee Related Expenses	362.5	411.4	0.0	411.4
6200 Professional and Outside Services	6.4	6.5	0.0	6.5
6500 Travel In-State	149.7	125.0	0.0	125.0
6600 Travel Out of State	49.9	55.0	0.0	55.0
6700 Food	0.0	0.0	0.0	0.0
6800 Aid to Organizations and Individuals	0.0	0.0	0.0	0.0
7000 Other Operating Expenses	295.5	179.2	0.0	179.2
8000 Equipment	0.0	0.0	0.0	0.0
8100 Capital Outlay	0.0	0.0	0.0	0.0
8600 Debt Service	0.0	0.0	0.0	0.0
9000 Cost Allocation	0.0	0.0	0.0	0.0
9100 Transfers	1.2	0.0	0.0	0.0
<b>Expenditure Categories Total:</b>	1,822.8	1,889.1	0.0	1,889.1
<b>Fund Source</b>				
<b>Appropriated Funds</b>				
CC2172-A Utility Regulation Revolving (Appropriated)	1,245.5	0.0	0.0	0.0
	1,245.5	0.0	0.0	0.0
<b>Non-Appropriated Funds</b>				
CC2000-N Federal Grants FUND (Non-Appropriated)	577.3	1,889.1	0.0	1,889.1
	577.3	1,889.1	0.0	1,889.1
<b>Fund Source Total:</b>	1,822.8	1,889.1	0.0	1,889.1

## Program Budget Unit Summary of Expenditures and Budget Request for Selected Funds

Agency:	Corporation Commission			
	FY 2019 Actual	FY 2020 Expd. Plan	FY 2021 Fund. Issue	FY 2021 Total Request
<b>Program:</b>	Pipeline Safety			
<b>Fund:</b>	CC2000-N Federal GrantS FUND			
<b>Non-Appropriated</b>				
0000 FTE	2.0	19.0	0.0	19.0
6000 Personal Services	72.4	1,112.0	0.0	1,112.0
6100 Employee Related Expenses	27.9	411.4	0.0	411.4
6200 Professional and Outside Services	3.2	6.5	0.0	6.5
6500 Travel In-State	125.1	125.0	0.0	125.0
6600 Travel Out of State	52.0	55.0	0.0	55.0
6700 Food	0.0	0.0	0.0	0.0
6800 Aid to Organizations and Individuals	0.0	0.0	0.0	0.0
7000 Other Operating Expenses	295.5	179.2	0.0	179.2
8000 Equipment	0.0	0.0	0.0	0.0
8100 Capital Outlay	0.0	0.0	0.0	0.0
8600 Debt Service	0.0	0.0	0.0	0.0
9000 Cost Allocation	0.0	0.0	0.0	0.0
9100 Transfers	1.2	0.0	0.0	0.0
<b>Non-Appropriated Total:</b>	577.3	1,889.1	0.0	1,889.1
<b>Fund Total:</b>	577.3	1,889.1	0.0	1,889.1
<b>Fund:</b>	CC2172-A Utility Regulation Revolving			
<b>Appropriated</b>				
0000 FTE	13.0	0.0	0.0	0.0
6000 Personal Services	885.2	0.0	0.0	0.0
6100 Employee Related Expenses	334.6	0.0	0.0	0.0
6200 Professional and Outside Services	3.2	0.0	0.0	0.0
6500 Travel In-State	24.6	0.0	0.0	0.0
6600 Travel Out of State	(2.1)	0.0	0.0	0.0
6700 Food	0.0	0.0	0.0	0.0
6800 Aid to Organizations and Individuals	0.0	0.0	0.0	0.0
7000 Other Operating Expenses	0.0	0.0	0.0	0.0
8000 Equipment	0.0	0.0	0.0	0.0
8100 Capital Outlay	0.0	0.0	0.0	0.0

## Program Budget Unit Summary of Expenditures and Budget Request for Selected Funds

<b>Agency:</b> Corporation Commission				
	<b>FY 2019</b>	<b>FY 2020</b>	<b>FY 2021</b>	<b>FY 2021</b>
	<b>Actual</b>	<b>Expd. Plan</b>	<b>Fund. Issue</b>	<b>Total Request</b>
<b>Program:</b> Pipeline Safety				
<b>Fund:</b> CC2172-A Utility Regulation Revolving				
<b>Appropriated</b>				
8600 Debt Service	0.0	0.0	0.0	0.0
9000 Cost Allocation	0.0	0.0	0.0	0.0
9100 Transfers	0.0	0.0	0.0	0.0
<b>Appropriated Total:</b>	1,245.5	0.0	0.0	0.0
<b>Fund Total:</b>	1,245.5	0.0	0.0	0.0
<b>Program Total For Selected Funds:</b>	1,822.8	1,889.1	0.0	1,889.1

## Program Expenditure Schedule

<b>Agency:</b>	<b>Corporation Commission</b>
<b>Program:</b>	<b>Pipeline Safety</b>

	FY 2019 Actual	FY 2020 Expd. Plan
FTE	15.0	19.0
<b>Expenditure Category Total</b>	<b>15.0</b>	<b>19.0</b>
<b>Appropriated</b>		
CC2172-A Utility Regulation Revolving (Appropriated)	13.0	0.0
	<b>13.0</b>	<b>0.0</b>
<b>Non-Appropriated</b>		
CC2000-N Federal GrantS FUND (Non-Appropriated)	2.0	19.0
	<b>2.0</b>	<b>19.0</b>
<b>Fund Source Total</b>	<b>15.0</b>	<b>19.0</b>
<hr/>		
Personal Services	957.6	1,112.0
Boards and Commissions	0.0	0.0
<b>Expenditure Category Total</b>	<b>957.6</b>	<b>1,112.0</b>
<b>Appropriated</b>		
CC2172-A Utility Regulation Revolving (Appropriated)	885.2	0.0
	<b>885.2</b>	<b>0.0</b>
<b>Non-Appropriated</b>		
CC2000-N Federal GrantS FUND (Non-Appropriated)	72.4	1,112.0
	<b>72.4</b>	<b>1,112.0</b>
<b>Fund Source Total</b>	<b>957.6</b>	<b>1,112.0</b>
<hr/>		
Employee Related Expenses	362.5	411.4
<b>Expenditure Category Total</b>	<b>362.5</b>	<b>411.4</b>
<b>Appropriated</b>		
CC2172-A Utility Regulation Revolving (Appropriated)	334.6	0.0
	<b>334.6</b>	<b>0.0</b>
<b>Non-Appropriated</b>		
CC2000-N Federal GrantS FUND (Non-Appropriated)	27.9	411.4
	<b>27.9</b>	<b>411.4</b>
<b>Fund Source Total</b>	<b>362.5</b>	<b>411.4</b>
<hr/>		
Professional and Outside Services		6.5
External Prof/Outside Serv Budg And Appn	0.0	
External Investment Services	0.0	
Other External Financial Services	0.0	
Attorney General Legal Services	0.0	
External Legal Services	0.1	
External Engineer/Architect Cost - Exp	0.0	
External Engineer/Architect Cost- Cap	0.0	
Other Design	0.0	
Temporary Agency Services	0.0	
Hospital Services	0.0	
Other Medical Services	0.0	
Institutional Care	0.0	
Education And Training	0.0	
Vendor Travel	0.0	
Professional & Outside Services Excluded from Cost Alloca	0.0	
Vendor Travel - Non Reportable	0.0	
External Telecom Consulting Services	6.3	
Costs related to those in custody of the State	0.0	

## Program Expenditure Schedule

<b>Agency:</b>	<b>Corporation Commission</b>
<b>Program:</b>	<b>Pipeline Safety</b>

	FY 2019 Actual	FY 2020 Expd. Plan
Non - Confidential Specialist Fees	0.0	
Confidential Specialist Fees	0.0	
Outside Actuarial Costs	0.0	
Other Professional And Outside Services	0.0	
<b>Expenditure Category Total</b>	<b>6.4</b>	<b>6.5</b>
<b>Appropriated</b>		
CC2172-A Utility Regulation Revolving (Appropriated)	3.2	0.0
	<b>3.2</b>	<b>0.0</b>
<b>Non-Appropriated</b>		
CC2000-N Federal GrantS FUND (Non-Appropriated)	3.2	6.5
	<b>3.2</b>	<b>6.5</b>
<b>Fund Source Total</b>	<b>6.4</b>	<b>6.5</b>
<hr/>		
Travel In-State	149.7	125.0
<b>Expenditure Category Total</b>	<b>149.7</b>	<b>125.0</b>
<b>Appropriated</b>		
CC2172-A Utility Regulation Revolving (Appropriated)	24.6	0.0
	<b>24.6</b>	<b>0.0</b>
<b>Non-Appropriated</b>		
CC2000-N Federal GrantS FUND (Non-Appropriated)	125.1	125.0
	<b>125.1</b>	<b>125.0</b>
<b>Fund Source Total</b>	<b>149.7</b>	<b>125.0</b>
<hr/>		
Travel Out of State	49.9	55.0
<b>Expenditure Category Total</b>	<b>49.9</b>	<b>55.0</b>
<b>Appropriated</b>		
CC2172-A Utility Regulation Revolving (Appropriated)	(2.1)	0.0
	<b>(2.1)</b>	<b>0.0</b>
<b>Non-Appropriated</b>		
CC2000-N Federal GrantS FUND (Non-Appropriated)	52.0	55.0
	<b>52.0</b>	<b>55.0</b>
<b>Fund Source Total</b>	<b>49.9</b>	<b>55.0</b>
<hr/>		
Food	0.0	0.0
<b>Expenditure Category Total</b>	<b>0.0</b>	<b>0.0</b>
<hr/>		
Aid to Organizations and Individuals	0.0	0.0
<b>Expenditure Category Total</b>	<b>0.0</b>	<b>0.0</b>
<hr/>		
Other Operating Expenses		179.2
Other Operating Expenditures Budg Approp	0.0	
Other Operating Expenditures Excluded from Cost Allocati	0.0	
Risk Management Charges To State Agency	7.6	
Risk Management Deductible - Indemnity	0.0	
Risk Management Deductible - Legal	0.0	
Risk Management Deductible - Medical	0.0	
Risk Management Deductible - Other	0.0	
Gen Liab- Non Physical-Taxable- Self Ins	0.0	
Gross Proceeds Payments To Attorneys	0.0	

## Program Expenditure Schedule

<b>Agency:</b>	<b>Corporation Commission</b>
<b>Program:</b>	<b>Pipeline Safety</b>

	FY 2019 Actual	FY 2020 Expd. Plan
General Liability- Non-Taxable- Self Ins	0.0	
Medical Malpractice - Self-Insured	0.0	
Automobile Liability - Self Insured	0.0	
General Property Damage - Self- Insured	0.0	
Automobile Physical Damage-Self Insured	0.0	
Liability Insurance Premiums	0.0	
Property Insurance Premiums	0.0	
Workers Compensation Benefit Payments	0.0	
Self Insurance - Administrative Fees	0.0	
Self Insurance - Premiums	0.0	
Self Insurance - Claim Payments	0.0	
Self Insurance - Pharmacy Claims	0.0	
Premium Tax On Altcs	0.0	
Other Insurance-Related Charges	0.0	
Internal Service Data Processing	0.0	
Internal Service Data Proc- Pc/Lan	0.0	
External Programming-Mainframe/Legacy	144.0	
External Programming- Pc/Lan/Serv/Web	0.0	
External Data Entry	0.0	
Othr External Data Proc-Mainframe/Legacy	0.0	
Othr External Data Proc-Pc/Lan/Serv/Web	0.0	
Pmt for AFIS Development & Usage	0.6	
Internal Service Telecommunications	0.0	
External Telecom Long Distance-In-State	20.4	
External Telecom Long Distance-Out-State	0.0	
Other External Telecommunication Service	0.0	
Electricity	0.0	
Sanitation Waste Disposal	0.0	
Water	0.0	
Gas And Fuel Oil For Buildings	0.0	
Other Utilities	0.0	
Building Rent Charges To State Agencies	86.5	
Priv Lease To Own Bld Rent Chrgs To Agy	0.0	
Cert Of Part Bld Rent Chrgs To Agy	0.0	
Rental Of Land And Buildings	0.0	
Rental Of Computer Equipment	0.0	
Rental Of Other Machinery And Equipment	0.0	
Miscellaneous Rent	4.5	
Interest On Overdue Payments	0.0	
All Other Interest Payments	0.0	
Internal Acct/Budg/Financial Svcs	0.0	
Other Internal Services	0.0	
Repair And Maintenance - Buildings	0.7	
Repair And Maintenance - Vehicles	2.6	
Repair And Maint - Mainframe And Legacy	0.0	
Repair And Maint-Pc/Lan/Serv/Web	0.0	
Repair And Maintenance - Other Equipment	3.0	
Other Repair And Maintenance	0.0	
Software Support And Maintenance	1.5	
Uniforms	1.8	
Inmate Clothing	0.0	



## Program Expenditure Schedule

<b>Agency:</b>	<b>Corporation Commission</b>
<b>Program:</b>	<b>Pipeline Safety</b>

	FY 2019 Actual	FY 2020 Expd. Plan
Security Supplies	0.0	
Office Supplies	3.6	
Computer Supplies	0.1	
Housekeeping Supplies	0.0	
Bedding And Bath Supplies	0.0	
Drugs And Medicine Supplies	0.0	
Medical Supplies	0.0	
Dental Supplies	0.0	
Automotive And Transportation Fuels	0.1	
Automotive Lubricants And Supplies	0.0	
Rpr And Maint Supplies-Not Auto Or Build	0.0	
Repair And Maintenance Supplies-Building	0.0	
Other Operating Supplies	0.2	
Publications	0.0	
Aggregate Withheld Or Paid Commissions	0.0	
Lottery Prizes	0.0	
Lottery Distribution Costs	0.0	
Material for Further Processing	0.0	
Other Resale Supplies	0.0	
Loss On Sales Of Capital Assets	0.0	
Loss on Sales of Investments	0.0	
Employee Tuition Reimbursement-Graduate	0.0	
Employee Tuition Reimb Under-Grad/Other	0.0	
Conference Registration-Attendance Fees	7.4	
Other Education And Training Costs	0.0	
Advertising	0.0	
Sponsorships	0.0	
Internal Printing	0.0	
External Printing	0.0	
Photography	0.0	
Postage And Delivery	3.4	
Document shredding and Destruction Services	0.0	
Translation and Sign Language Services	0.0	
Distribution To State Universities	0.0	
Other Intrastate Distributions	0.0	
Awards	0.0	
Entertainment And Promotional Items	0.0	
Dues	0.0	
Books- Subscriptions And Publications	0.0	
Costs For Digital Image Or Microfilm	0.0	
Revolving Fund Advances	0.0	
Credit Card Fees Over Approved Limit	0.0	
Relief Bill Expenditures	0.0	
Surplus Property Distr To State Agencies	0.0	
Security Services	7.2	
Judgments - Damages	0.0	
ICA Payments to Claimants Confidential	0.0	
Jdgmnt-Confidential Restitution To Indiv	0.0	
Judgments - Non-Confidential Restitution	0.0	
Judgments - Punitive And Compensatory	0.0	
Pmts Made to Resolve/Disputes/Avoid Costs of Litigation	0.0	

## Program Expenditure Schedule

<b>Agency:</b>	<b>Corporation Commission</b>
<b>Program:</b>	<b>Pipeline Safety</b>

	FY 2019 Actual	FY 2020 Expd. Plan
Pmts For Contracted State Inmate Labor	0.3	
Payments To State Inmates	0.0	
Bad Debt Expense	0.0	
Interview Expense	0.0	
Employee Relocations-Nontaxable	0.0	
Employee Relocations-Taxable	0.0	
Non-Confidential Invest/Legal/Law Enf	0.0	
Conf/Sensitive Invest/Legal/Undercover	0.0	
Fingerprinting, Background Checks, Etc.	0.0	
Other Miscellaneous Operating	0.0	
<b>Expenditure Category Total</b>	<b>295.5</b>	<b>179.2</b>
<b>Non-Appropriated</b>		
CC2000-N Federal GrantS FUND (Non-Appropriated)	295.5	179.2
<b>Fund Source Total</b>	<b>295.5</b>	<b>179.2</b>
Current Year Expenditures		
Capital Equipment Budget And Approp	0.0	0.0
Vehicles Capital Purchase	0.0	
Vehicles Capital Leases	0.0	
Furniture Capital Purchase	0.0	
Depreciable Works Of Art & Hist Treas/Coll Capital Purcha	0.0	
Non Depr Works Of Art & Hist Treas/Coll Cap Purchase	0.0	
Furniture Capital Leases	0.0	
Computer Equipment Capital Purchase	0.0	
Computer Equipment Capital Lease	0.0	
Telecommunication Equip-Capital Purchase	0.0	
Telecommunication Equip-Capital Lease	0.0	
Other Equipment Capital Purchase	0.0	
Other Equipment Capital Leases	0.0	
Purchased Or Licensed Software-Website	0.0	
Internally Generated Software-Website	0.0	
Development in Progress	0.0	
Right-Of-Way/Easement/Extraction Rights	0.0	
Oth Int Assets purchased, licensed or internally generate	0.0	
Other intangible assets acquired by capital lease	0.0	
Other Capital Asset Purchases	0.0	
Leasehold Improvement-Capital Purchase	0.0	
Other Capital Asset Leases	0.0	
Non-Capital Equip Budget And Approp	0.0	
Vehicles Non-Capital Purchase	0.0	
Vehicles Non-Capital Leases	0.0	
Furniture Non-Capital Purchase	0.0	
Works Of Art And Hist Treas-Non Capital	0.0	
Furniture Non-Capital Leases	0.0	
Computer Equipment Non-Capital Purchase	0.0	
Computer Equipment Non-Capital Lease	0.0	
Telecomm Equip Non-Capital Purchase	0.0	
Telecomm Equip Non-Capital Leases	0.0	
Other Equipment Non-Capital Purchase	0.0	
Weapons Non-Capital Purchase	0.0	

## Program Expenditure Schedule

<b>Agency:</b>	<b>Corporation Commission</b>
<b>Program:</b>	<b>Pipeline Safety</b>

	FY 2019 Actual	FY 2020 Expd. Plan
Other Equipment Non-Capital Lease	0.0	
Purchased Or Licensed Software/Website	0.0	
Internally Generated Software/Website	0.0	
LICENSES AND PERMITS	0.0	
Right-Of-Way/Easement/Extraction Exp	0.0	
Other Intangible Assets - Purchased, Licensed or Internall	0.0	
Noncapital Software/Web By Capital Lease	0.0	
Other Intangible Assets Acquired by Capital Lease	0.0	
Other Long Lived Tangible Assets to be Expenses	0.0	
Non-Capital Equipment Excluded from Cost Allocation	0.0	
<b>Expenditure Category Total</b>	<b>0.0</b>	<b>0.0</b>

Capital Outlay	0.0	0.0
<b>Expenditure Category Total</b>	<b>0.0</b>	<b>0.0</b>

Debt Service	0.0	0.0
<b>Expenditure Category Total</b>	<b>0.0</b>	<b>0.0</b>

Cost Allocation	0.0	0.0
<b>Expenditure Category Total</b>	<b>0.0</b>	<b>0.0</b>

Transfers	1.2	0.0
<b>Expenditure Category Total</b>	<b>1.2</b>	<b>0.0</b>

**Non-Appropriated**

CC2000-N Federal GrantS FUND (Non-Appropriated)	1.2	0.0
<b>Fund Source Total</b>	<b>1.2</b>	<b>0.0</b>

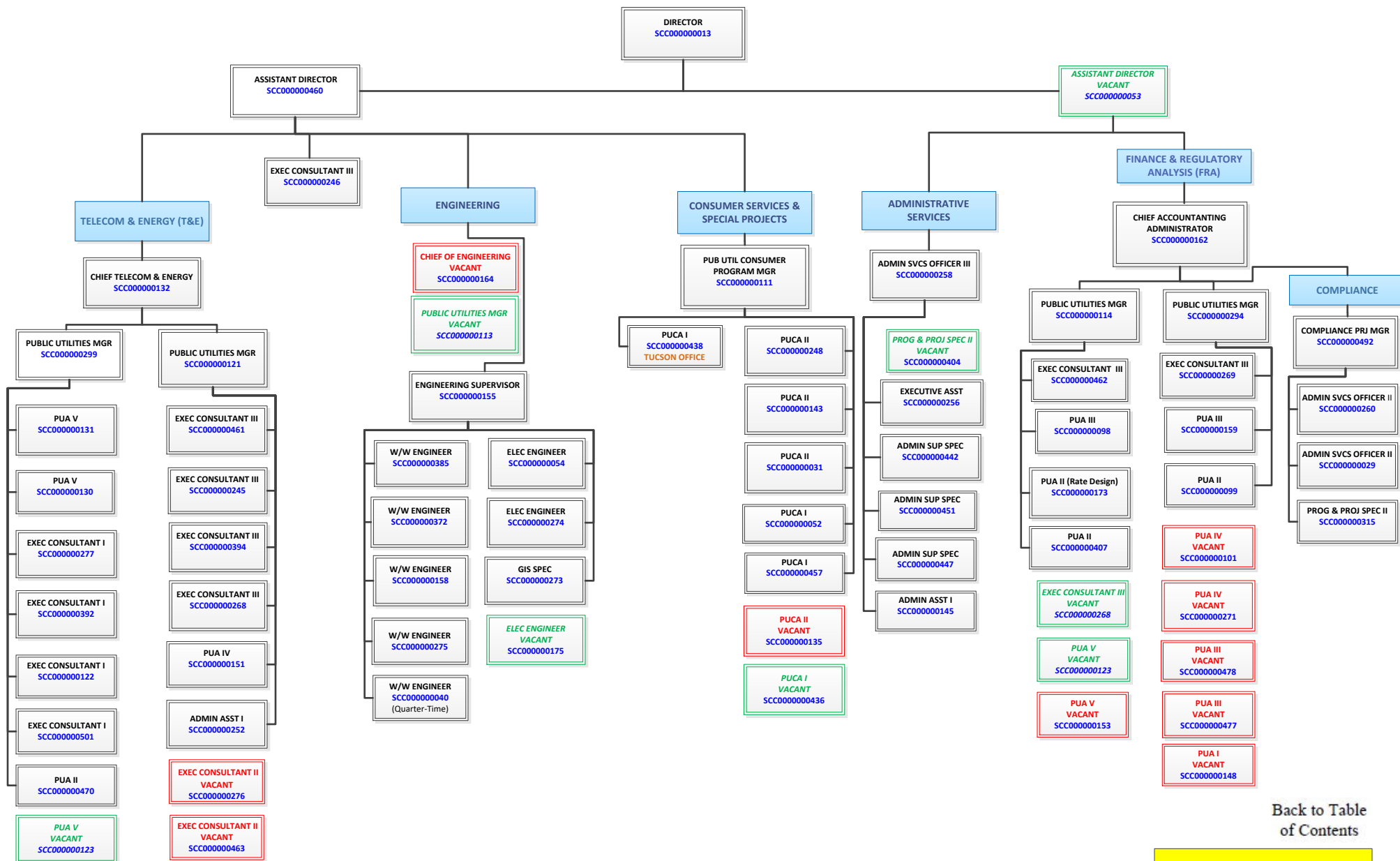
**Employee Retirement Coverage**

<b>Retirement System</b>	<b>FTE</b>	<b>Personal Services</b>	<b>Fund#</b>
Arizona State Retirement System	19.0	1,112.0	CC2000-N

**Combined Regular & Elected Positions At/Above FICA Maximum of \$128,400**

<b>Total FTE</b>	<b>Personal Services</b>	<b>FTE's not eligible for Health, Dental &amp; Life</b>
0.0	0.0	0.0

# Arizona Corporation Commission Utilities Division



[Back to Table of Contents](#)

Date Revised: 8/19/19  
 55 FILLED  
 10 VACANT  
 8 PROPOSED NEW FUNDING  
 73 Positions

## Program Summary of Expenditures and Budget Request

<b>Agency:</b>	Corporation Commission
<b>Program:</b>	Utilities

	FY 2019 Actual	FY 2020 Expd. Plan	FY 2021 Fund. Issue	FY 2021 Total Request
<b>Program Summary</b>				
7-1 Utilities	5,722.6	5,611.1	1,560.0	7,171.1
7-2 SLI Utility Audits, Studies, Investigations, and Hear	2.2	380.0	0.0	380.0
<b>Program Summary Total:</b>	5,724.8	5,991.1	1,560.0	7,551.1
<b>Expenditure Categories</b>				
0000 FTE Positions	54.5	78.2	8.0	86.2
6000 Personal Services	3,734.0	3,980.2	917.4	4,897.6
6100 Employee Related Expenses	1,314.8	1,390.4	257.1	1,647.5
6200 Professional and Outside Services	60.2	459.5	0.0	459.5
6500 Travel In-State	28.0	38.2	0.0	38.2
6600 Travel Out of State	28.4	20.0	0.0	20.0
6700 Food	0.0	0.0	0.0	0.0
6800 Aid to Organizations and Individuals	0.0	0.0	0.0	0.0
7000 Other Operating Expenses	450.8	96.8	385.5	482.3
8000 Equipment	23.0	6.0	0.0	6.0
8100 Capital Outlay	0.0	0.0	0.0	0.0
8600 Debt Service	0.0	0.0	0.0	0.0
9000 Cost Allocation	0.0	0.0	0.0	0.0
9100 Transfers	85.6	0.0	0.0	0.0
<b>Expenditure Categories Total:</b>	5,724.8	5,991.1	1,560.0	7,551.1
<b>Fund Source</b>				
<b>Appropriated Funds</b>				
CC2172-A Utility Regulation Revolving (Appropriated)	5,707.4	5,975.2	1,560.0	7,535.2
	5,707.4	5,975.2	1,560.0	7,535.2
<b>Non-Appropriated Funds</b>				
CC2076-N Utility Siting Fund (Non-Appropriated)	17.4	15.9	0.0	15.9
	17.4	15.9	0.0	15.9
<b>Fund Source Total:</b>	5,724.8	5,991.1	1,560.0	7,551.1

## Program Group Summary of Expenditures and Budget Request for Selected Funds

<b>Agency:</b>	Corporation Commission
<b>Program:</b>	Utilities

	FY 2019 Actual	FY 2020 Expd. Plan	FY 2021 Fund. Issue	FY 2021 Total Request
--	-------------------	-----------------------	------------------------	--------------------------

<b>Fund:</b>	CC2076-N Utility Siting Fund (Non-Appropriated)
--------------	-------------------------------------------------

### Program Expenditures

COST CENTER/PROGRAM BUDGET UNIT					
7-1	Utilities	17.4	15.9	0.0	15.9
	Total	17.4	15.9	0.0	15.9

### Non-Appropriated Funding

#### Expenditure Categories

Personal Services	10.2	10.2	0.0	10.2
Employee Related Expenses	0.9	0.9	0.0	0.9
Professional and Outside Services	0.0	0.0	0.0	0.0
Travel In-State	3.7	3.7	0.0	3.7
Travel Out of State	0.0	0.0	0.0	0.0
Food	0.0	0.0	0.0	0.0
Aid to Organizations and Individuals	0.0	0.0	0.0	0.0
Other Operating Expenses	2.6	1.1	0.0	1.1
Equipment	0.0	0.0	0.0	0.0
Capital Outlay	0.0	0.0	0.0	0.0
Debt Service	0.0	0.0	0.0	0.0
Cost Allocation	0.0	0.0	0.0	0.0
Transfers	0.0	0.0	0.0	0.0
<b>Expenditure Categories Total:</b>	<b>17.4</b>	<b>15.9</b>	<b>0.0</b>	<b>15.9</b>
<b>Fund CC2076-N Total:</b>	<b>17.4</b>	<b>15.9</b>	<b>0.0</b>	<b>15.9</b>

## Program Group Summary of Expenditures and Budget Request for Selected Funds

<b>Agency:</b>	Corporation Commission
<b>Program:</b>	Utilities

		FY 2019 Actual	FY 2020 Expd. Plan	FY 2021 Fund. Issue	FY 2021 Total Request
<b>Fund: CC2172-A Utility Regulation Revolving (Appropriated)</b>					
<b>Program Expenditures</b>					
COST CENTER/PROGRAM BUDGET UNIT					
7-1	Utilities	5,705.2	5,595.2	1,560.0	7,155.2
7-2	SLI Utility Audits, Studies, Investigations, and Hea	2.2	380.0	0.0	380.0
	Total	5,707.4	5,975.2	1,560.0	7,535.2
<b>Appropriated Funding</b>					
<b>Expenditure Categories</b>					
	FTE Positions	54.5	78.2	8.0	86.2
	Personal Services	3,723.8	3,970.0	917.4	4,887.4
	Employee Related Expenses	1,313.9	1,389.5	257.1	1,646.6
	Professional and Outside Services	60.2	459.5	0.0	459.5
	Travel In-State	24.3	34.5	0.0	34.5
	Travel Out of State	28.4	20.0	0.0	20.0
	Food	0.0	0.0	0.0	0.0
	Aid to Organizations and Individuals	0.0	0.0	0.0	0.0
	Other Operating Expenses	448.2	95.7	385.5	481.2
	Equipment	23.0	6.0	0.0	6.0
	Capital Outlay	0.0	0.0	0.0	0.0
	Debt Service	0.0	0.0	0.0	0.0
	Cost Allocation	0.0	0.0	0.0	0.0
	Transfers	85.6	0.0	0.0	0.0
<b>Expenditure Categories Total:</b>		5,707.4	5,975.2	1,560.0	7,535.2
<b>Fund CC2172-A Total:</b>		5,707.4	5,975.2	1,560.0	7,535.2
<b>Program 7 Total:</b>		5,724.8	5,991.1	1,560.0	7,551.1

## Program Budget Unit Summary of Expenditures and Budget Request for All Funds

<b>Agency:</b>	Corporation Commission
<b>Program:</b>	Utilities

<b>Expenditure Categories</b>	<b>FY 2019 Actual</b>	<b>FY 2020 Expd. Plan</b>	<b>FY 2021 Fund. Issue</b>	<b>FY 2021 Total Request</b>
0000 FTE	54.5	78.2	8.0	86.2
6000 Personal Services	3,734.0	3,980.2	917.4	4,897.6
6100 Employee Related Expenses	1,314.8	1,390.4	257.1	1,647.5
6200 Professional and Outside Services	58.0	79.5	0.0	79.5
6500 Travel In-State	28.0	38.2	0.0	38.2
6600 Travel Out of State	28.4	20.0	0.0	20.0
6700 Food	0.0	0.0	0.0	0.0
6800 Aid to Organizations and Individuals	0.0	0.0	0.0	0.0
7000 Other Operating Expenses	450.8	96.8	385.5	482.3
8000 Equipment	23.0	6.0	0.0	6.0
8100 Capital Outlay	0.0	0.0	0.0	0.0
8600 Debt Service	0.0	0.0	0.0	0.0
9000 Cost Allocation	0.0	0.0	0.0	0.0
9100 Transfers	85.6	0.0	0.0	0.0
<b>Expenditure Categories Total:</b>	5,722.6	5,611.1	1,560.0	7,171.1

<b>Fund Source</b>	<b>FY 2019 Actual</b>	<b>FY 2020 Expd. Plan</b>	<b>FY 2021 Fund. Issue</b>	<b>FY 2021 Total Request</b>
<b>Appropriated Funds</b>				
CC2172-A Utility Regulation Revolving (Appropriated)	5,705.2	5,595.2	1,560.0	7,155.2
	5,705.2	5,595.2	1,560.0	7,155.2
<b>Non-Appropriated Funds</b>				
CC2076-N Utility Siting Fund (Non-Appropriated)	17.4	15.9	0.0	15.9
	17.4	15.9	0.0	15.9
<b>Fund Source Total:</b>	5,722.6	5,611.1	1,560.0	7,171.1



## Program Budget Unit Summary of Expenditures and Budget Request for All Funds

<b>Agency:</b>	Corporation Commission
<b>Program:</b>	SLI Utility Audits, Studies, Investigations, and Hearings

Expenditure Categories	FY 2019 Actual	FY 2020 Expd. Plan	FY 2021 Fund. Issue	FY 2021 Total Request
0000 FTE	0.0	0.0	0.0	0.0
6000 Personal Services	0.0	0.0	0.0	0.0
6100 Employee Related Expenses	0.0	0.0	0.0	0.0
6200 Professional and Outside Services	2.2	380.0	0.0	380.0
6500 Travel In-State	0.0	0.0	0.0	0.0
6600 Travel Out of State	0.0	0.0	0.0	0.0
6700 Food	0.0	0.0	0.0	0.0
6800 Aid to Organizations and Individuals	0.0	0.0	0.0	0.0
7000 Other Operating Expenses	0.0	0.0	0.0	0.0
8000 Equipment	0.0	0.0	0.0	0.0
8100 Capital Outlay	0.0	0.0	0.0	0.0
8600 Debt Service	0.0	0.0	0.0	0.0
9000 Cost Allocation	0.0	0.0	0.0	0.0
9100 Transfers	0.0	0.0	0.0	0.0
<b>Expenditure Categories Total:</b>				
	2.2	380.0	0.0	380.0
<b>Fund Source</b>				
<b>Appropriated Funds</b>				
CC2172-A Utility Regulation Revolving (Appropriated)	2.2	380.0	0.0	380.0
<b>Fund Source Total:</b>				
	2.2	380.0	0.0	380.0

## Program Budget Unit Summary of Expenditures and Budget Request for Selected Funds

**Agency:** Corporation Commission

FY 2019 Actual	FY 2020 Expd. Plan	FY 2021 Fund. Issue	FY 2021 Total Request
-------------------	-----------------------	------------------------	--------------------------

**Program:** Utilities

**Fund:** CC2076-N Utility Siting Fund

**Non-Appropriated**

6000	Personal Services	10.2	10.2	0.0	10.2
6100	Employee Related Expenses	0.9	0.9	0.0	0.9
6200	Professional and Outside Services	0.0	0.0	0.0	0.0
6500	Travel In-State	3.7	3.7	0.0	3.7
6600	Travel Out of State	0.0	0.0	0.0	0.0
6700	Food	0.0	0.0	0.0	0.0
6800	Aid to Organizations and Individuals	0.0	0.0	0.0	0.0
7000	Other Operating Expenses	2.6	1.1	0.0	1.1
8000	Equipment	0.0	0.0	0.0	0.0
8100	Capital Outlay	0.0	0.0	0.0	0.0
8600	Debt Service	0.0	0.0	0.0	0.0
9000	Cost Allocation	0.0	0.0	0.0	0.0
9100	Transfers	0.0	0.0	0.0	0.0
<b>Non-Appropriated Total:</b>		17.4	15.9	0.0	15.9

**Fund Total:** 17.4 15.9 0.0 15.9

**Fund:** CC2172-A Utility Regulation Revolving

**Appropriated**

0000	FTE	54.5	78.2	8.0	86.2
6000	Personal Services	3,723.8	3,970.0	917.4	4,887.4
6100	Employee Related Expenses	1,313.9	1,389.5	257.1	1,646.6
6200	Professional and Outside Services	58.0	79.5	0.0	79.5
6500	Travel In-State	24.3	34.5	0.0	34.5
6600	Travel Out of State	28.4	20.0	0.0	20.0
6700	Food	0.0	0.0	0.0	0.0
6800	Aid to Organizations and Individuals	0.0	0.0	0.0	0.0
7000	Other Operating Expenses	448.2	95.7	385.5	481.2
8000	Equipment	23.0	6.0	0.0	6.0
8100	Capital Outlay	0.0	0.0	0.0	0.0

## Program Budget Unit Summary of Expenditures and Budget Request for Selected Funds

<b>Agency:</b>	Corporation Commission			
	<b>FY 2019</b>	<b>FY 2020</b>	<b>FY 2021</b>	<b>FY 2021</b>
	<b>Actual</b>	<b>Expd. Plan</b>	<b>Fund. Issue</b>	<b>Total Request</b>
<b>Program:</b>	Utilities			
<b>Fund:</b>	CC2172-A Utility Regulation Revolving			
	<b>Appropriated</b>			
8600 Debt Service	0.0	0.0	0.0	0.0
9000 Cost Allocation	0.0	0.0	0.0	0.0
9100 Transfers	85.6	0.0	0.0	0.0
<b>Appropriated Total:</b>	5,705.2	5,595.2	1,560.0	7,155.2
<b>Fund Total:</b>	5,705.2	5,595.2	1,560.0	7,155.2
<b>Program Total For Selected Funds:</b>	5,722.6	5,611.1	1,560.0	7,171.1

## Program Budget Unit Summary of Expenditures and Budget Request for Selected Funds

<b>Agency:</b>	Corporation Commission				
	<b>FY 2019</b>	<b>FY 2020</b>	<b>FY 2021</b>	<b>FY 2021</b>	
	<b>Actual</b>	<b>Expd. Plan</b>	<b>Fund. Issue</b>	<b>Total Request</b>	
<b>Program:</b>	SLI Utility Audits, Studies, Investigations, and Hearings				
<b>Fund:</b>	CC2172-A Utility Regulation Revolving				
<b>Appropriated</b>					
0000	FTE	0.0	0.0	0.0	0.0
6000	Personal Services	0.0	0.0	0.0	0.0
6100	Employee Related Expenses	0.0	0.0	0.0	0.0
6200	Professional and Outside Services	2.2	380.0	0.0	380.0
6500	Travel In-State	0.0	0.0	0.0	0.0
6600	Travel Out of State	0.0	0.0	0.0	0.0
6700	Food	0.0	0.0	0.0	0.0
6800	Aid to Organizations and Individuals	0.0	0.0	0.0	0.0
7000	Other Operating Expenses	0.0	0.0	0.0	0.0
8000	Equipment	0.0	0.0	0.0	0.0
8100	Capital Outlay	0.0	0.0	0.0	0.0
8600	Debt Service	0.0	0.0	0.0	0.0
9000	Cost Allocation	0.0	0.0	0.0	0.0
9100	Transfers	0.0	0.0	0.0	0.0
<b>Appropriated Total:</b>		2.2	380.0	0.0	380.0
<b>Fund Total:</b>		2.2	380.0	0.0	380.0
<b>Program Total For Selected Funds:</b>		2.2	380.0	0.0	380.0

## Program Expenditure Schedule

<b>Agency:</b>	<b>Corporation Commission</b>
<b>Program:</b>	<b>Utilities</b>

	FY 2019 Actual	FY 2020 Expd. Plan
FTE	54.5	78.2
<b>Expenditure Category Total</b>	<b>54.5</b>	<b>78.2</b>
<b>Appropriated</b>		
CC2172-A Utility Regulation Revolving (Appropriated)	54.5	78.2
<b>Fund Source Total</b>	<b>54.5</b>	<b>78.2</b>
<hr/>		
Personal Services	3,723.8	3,970.0
Boards and Commissions	10.2	10.2
<b>Expenditure Category Total</b>	<b>3,734.0</b>	<b>3,980.2</b>
<b>Appropriated</b>		
CC2172-A Utility Regulation Revolving (Appropriated)	3,723.8	3,970.0
<b>Fund Source Total</b>	<b>3,723.8</b>	<b>3,970.0</b>
<b>Non-Appropriated</b>		
CC2076-N Utility Siting Fund (Non-Appropriated)	10.2	10.2
<b>Fund Source Total</b>	<b>10.2</b>	<b>10.2</b>
<hr/>		
Employee Related Expenses	1,314.8	1,390.4
<b>Expenditure Category Total</b>	<b>1,314.8</b>	<b>1,390.4</b>
<b>Appropriated</b>		
CC2172-A Utility Regulation Revolving (Appropriated)	1,313.9	1,389.5
<b>Fund Source Total</b>	<b>1,313.9</b>	<b>1,389.5</b>
<b>Non-Appropriated</b>		
CC2076-N Utility Siting Fund (Non-Appropriated)	0.9	0.9
<b>Fund Source Total</b>	<b>0.9</b>	<b>0.9</b>
<hr/>		
Professional and Outside Services		79.5
External Prof/Outside Serv Budg And Appn	0.0	
External Investment Services	0.0	
Other External Financial Services	0.0	
Attorney General Legal Services	0.0	
External Legal Services	58.0	
External Engineer/Architect Cost - Exp	0.0	
External Engineer/Architect Cost- Cap	0.0	
Other Design	0.0	
Temporary Agency Services	0.0	
Hospital Services	0.0	
Other Medical Services	0.0	
Institutional Care	0.0	
Education And Training	0.0	
Vendor Travel	0.0	
Professional & Outside Services Excluded from Cost Alloca	0.0	
Vendor Travel - Non Reportable	0.0	
External Telecom Consulting Services	0.0	
Costs related to those in custody of the State	0.0	
Non - Confidential Specialist Fees	0.0	
Confidential Specialist Fees	0.0	
Outside Actuarial Costs	0.0	

## Program Expenditure Schedule

<b>Agency:</b>	<b>Corporation Commission</b>
<b>Program:</b>	<b>Utilities</b>

	FY 2019 Actual	FY 2020 Expd. Plan
Other Professional And Outside Services	0.0	
<b>Expenditure Category Total</b>	<b>58.0</b>	<b>79.5</b>
<b>Appropriated</b>		
CC2172-A Utility Regulation Revolving (Appropriated)	58.0	79.5
<b>Fund Source Total</b>	<b>58.0</b>	<b>79.5</b>
<hr/>		
Travel In-State	28.0	38.2
<b>Expenditure Category Total</b>	<b>28.0</b>	<b>38.2</b>
<b>Appropriated</b>		
CC2172-A Utility Regulation Revolving (Appropriated)	24.3	34.5
<b>Fund Source Total</b>	<b>24.3</b>	<b>34.5</b>
<b>Non-Appropriated</b>		
CC2076-N Utility Siting Fund (Non-Appropriated)	3.7	3.7
<b>Fund Source Total</b>	<b>3.7</b>	<b>3.7</b>
<hr/>		
Travel Out of State	28.4	20.0
<b>Expenditure Category Total</b>	<b>28.4</b>	<b>20.0</b>
<b>Appropriated</b>		
CC2172-A Utility Regulation Revolving (Appropriated)	28.4	20.0
<b>Fund Source Total</b>	<b>28.4</b>	<b>20.0</b>
<hr/>		
Food	0.0	0.0
<b>Expenditure Category Total</b>	<b>0.0</b>	<b>0.0</b>
<b>Appropriated</b>		
CC2172-A Utility Regulation Revolving (Appropriated)	0.0	0.0
<b>Fund Source Total</b>	<b>0.0</b>	<b>0.0</b>
<hr/>		
Aid to Organizations and Individuals	0.0	0.0
<b>Expenditure Category Total</b>	<b>0.0</b>	<b>0.0</b>
<b>Appropriated</b>		
CC2172-A Utility Regulation Revolving (Appropriated)	0.0	0.0
<b>Fund Source Total</b>	<b>0.0</b>	<b>0.0</b>
<hr/>		
Other Operating Expenses		96.8
Other Operating Expenditures Budg Approp	0.0	
Other Operating Expenditures Excluded from Cost Allocati	0.0	
Risk Management Charges To State Agency	25.7	
Risk Management Deductible - Indemnity	0.0	
Risk Management Deductible - Legal	0.0	
Risk Management Deductible - Medical	0.0	
Risk Management Deductible - Other	0.0	
Gen Liab- Non Physical-Taxable- Self Ins	0.0	
Gross Proceeds Payments To Attorneys	0.0	
General Liability- Non-Taxable- Self Ins	0.0	
Medical Malpractice - Self-Insured	0.0	

## Program Expenditure Schedule

<b>Agency:</b>	<b>Corporation Commission</b>
<b>Program:</b>	<b>Utilities</b>

	FY 2019 Actual	FY 2020 Expd. Plan
Automobile Liability - Self Insured	0.0	
General Property Damage - Self- Insured	0.0	
Automobile Physical Damage-Self Insured	0.0	
Liability Insurance Premiums	0.0	
Property Insurance Premiums	0.0	
Workers Compensation Benefit Payments	0.0	
Self Insurance - Administrative Fees	0.0	
Self Insurance - Premiums	0.0	
Self Insurance - Claim Payments	0.0	
Self Insurance - Pharmacy Claims	0.0	
Premium Tax On Altcs	0.0	
Other Insurance-Related Charges	0.0	
Internal Service Data Processing	0.0	
Internal Service Data Proc- Pc/Lan	0.0	
External Programming-Mainframe/Legacy	0.0	
External Programming- Pc/Lan/Serv/Web	0.0	
External Data Entry	0.0	
Othr External Data Proc-Mainframe/Legacy	0.0	
Othr External Data Proc-Pc/Lan/Serv/Web	0.0	
Pmt for AFIS Development & Usage	1.1	
Internal Service Telecommunications	0.0	
External Telecom Long Distance-In-State	37.8	
External Telecom Long Distance-Out-State	0.0	
Other External Telecommunication Service	0.0	
Electricity	0.0	
Sanitation Waste Disposal	0.0	
Water	0.0	
Gas And Fuel Oil For Buildings	0.0	
Other Utilities	0.0	
Building Rent Charges To State Agencies	251.1	
Priv Lease To Own Bld Rent Chrgs To Agy	0.0	
Cert Of Part Bld Rent Chrgs To Agy	0.0	
Rental Of Land And Buildings	0.0	
Rental Of Computer Equipment	0.0	
Rental Of Other Machinery And Equipment	0.0	
Miscellaneous Rent	3.9	
Interest On Overdue Payments	0.0	
All Other Interest Payments	0.0	
Internal Acct/Budg/Financial Svcs	0.0	
Other Internal Services	0.0	
Repair And Maintenance - Buildings	12.3	
Repair And Maintenance - Vehicles	0.0	
Repair And Maint - Mainframe And Legacy	0.0	
Repair And Maint-Pc/Lan/Serv/Web	0.0	
Repair And Maintenance - Other Equipment	14.5	
Other Repair And Maintenance	4.7	
Software Support And Maintenance	10.2	
Uniforms	0.0	
Inmate Clothing	0.0	
Security Supplies	0.0	
Office Supplies	15.3	

## Program Expenditure Schedule

<b>Agency:</b>	<b>Corporation Commission</b>
<b>Program:</b>	<b>Utilities</b>

	FY 2019 Actual	FY 2020 Expd. Plan
Computer Supplies	0.3	
Housekeeping Supplies	0.0	
Bedding And Bath Supplies	0.0	
Drugs And Medicine Supplies	0.0	
Medical Supplies	0.0	
Dental Supplies	0.0	
Automotive And Transportation Fuels	0.0	
Automotive Lubricants And Supplies	0.0	
Rpr And Maint Supplies-Not Auto Or Build	0.0	
Repair And Maintenance Supplies-Building	0.0	
Other Operating Supplies	3.2	
Publications	0.0	
Aggregate Withheld Or Paid Commissions	0.0	
Lottery Prizes	0.0	
Lottery Distribution Costs	0.0	
Material for Further Processing	0.0	
Other Resale Supplies	0.0	
Loss On Sales Of Capital Assets	0.0	
Loss on Sales of Investments	0.0	
Employee Tuition Reimbursement-Graduate	0.0	
Employee Tuition Reimb Under-Grad/Other	0.0	
Conference Registration-Attendance Fees	13.9	
Other Education And Training Costs	0.0	
Advertising	0.0	
Sponsorships	0.0	
Internal Printing	0.0	
External Printing	0.0	
Photography	0.0	
Postage And Delivery	13.5	
Document shredding and Destruction Services	0.0	
Translation and Sign Language Services	0.0	
Distribution To State Universities	0.0	
Other Intrastate Distributions	0.0	
Awards	0.0	
Entertainment And Promotional Items	0.0	
Dues	2.7	
Books- Subscriptions And Publications	2.5	
Costs For Digital Image Or Microfilm	0.0	
Revolving Fund Advances	0.0	
Credit Card Fees Over Approved Limit	0.0	
Relief Bill Expenditures	0.0	
Surplus Property Distr To State Agencies	0.0	
Security Services	19.2	
Judgments - Damages	0.0	
ICA Payments to Claimants Confidential	0.0	
Jdgmnt-Confidential Restitution To Indiv	0.0	
Judgments - Non-Confidential Restitution	0.0	
Judgments - Punitive And Compensatory	0.0	
Pmts Made to Resolve/Disputes/Avoid Costs of Litigation	0.0	
Pmts For Contracted State Inmate Labor	18.5	
Payments To State Inmates	0.0	



## Program Expenditure Schedule

<b>Agency:</b>	<b>Corporation Commission</b>
<b>Program:</b>	<b>Utilities</b>

	FY 2019 Actual	FY 2020 Expd. Plan
Bad Debt Expense	0.0	
Interview Expense	0.0	
Employee Relocations-Nontaxable	0.0	
Employee Relocations-Taxable	0.0	
Non-Confidential Invest/Legal/Law Enf	0.0	
Conf/Sensitive Invest/Legal/Undercover	0.0	
Fingerprinting, Background Checks, Etc.	0.0	
Other Miscellaneous Operating	0.4	
<b>Expenditure Category Total</b>	<b>450.8</b>	<b>96.8</b>
<b>Appropriated</b>		
CC2172-A Utility Regulation Revolving (Appropriated)	448.2	95.7
	<b>448.2</b>	<b>95.7</b>
<b>Non-Appropriated</b>		
CC2076-N Utility Siting Fund (Non-Appropriated)	2.6	1.1
	<b>2.6</b>	<b>1.1</b>
<b>Fund Source Total</b>	<b>450.8</b>	<b>96.8</b>
<hr/>		
Current Year Expenditures		6.0
Capital Equipment Budget And Approp	0.0	
Vehicles Capital Purchase	0.0	
Vehicles Capital Leases	0.0	
Furniture Capital Purchase	0.0	
Depreciable Works Of Art & Hist Treas/Coll Capital Purcha	0.0	
Non Depr Works Of Art & Hist Treas/Coll Cap Purchase	0.0	
Furniture Capital Leases	0.0	
Computer Equipment Capital Purchase	0.0	
Computer Equipment Capital Lease	0.0	
Telecommunication Equip-Capital Purchase	0.0	
Telecommunication Equip-Capital Lease	0.0	
Other Equipment Capital Purchase	18.1	
Other Equipment Capital Leases	0.0	
Purchased Or Licensed Software-Website	0.0	
Internally Generated Software-Website	0.0	
Development in Progress	0.0	
Right-Of-Way/Easement/Extraction Rights	0.0	
Oth Int Assets purchased, licensed or internally generate	0.0	
Other intangible assets acquired by capital lease	0.0	
Other Capital Asset Purchases	0.0	
Leasehold Improvement-Capital Purchase	0.0	
Other Capital Asset Leases	0.0	
Non-Capital Equip Budget And Approp	0.0	
Vehicles Non-Capital Purchase	0.0	
Vehicles Non-Capital Leases	0.0	
Furniture Non-Capital Purchase	4.9	
Works Of Art And Hist Treas-Non Capital	0.0	
Furniture Non-Capital Leases	0.0	
Computer Equipment Non-Capital Purchase	0.0	
Computer Equipment Non-Capital Lease	0.0	
Telecomm Equip Non-Capital Purchase	0.0	
Telecomm Equip Non-Capital Leases	0.0	
Other Equipment Non-Capital Purchase	0.0	

## Program Expenditure Schedule

<b>Agency:</b>	<b>Corporation Commission</b>
<b>Program:</b>	<b>Utilities</b>

	FY 2019 Actual	FY 2020 Expd. Plan
Weapons Non-Capital Purchase	0.0	
Other Equipment Non-Capital Lease	0.0	
Purchased Or Licensed Software/Website	0.0	
Internally Generated Software/Website	0.0	
LICENSES AND PERMITS	0.0	
Right-Of-Way/Easement/Extraction Exp	0.0	
Other Intangible Assets - Purchased, Licensed or Internall	0.0	
Noncapital Software/Web By Capital Lease	0.0	
Other Intangible Assets Acquired by Capital Lease	0.0	
Other Long Lived Tangible Assets to be Expenses	0.0	
Non-Capital Equipment Excluded from Cost Allocation	0.0	
<b>Expenditure Category Total</b>	<b>23.0</b>	<b>6.0</b>
<b>Appropriated</b>		
CC2172-A Utility Regulation Revolving (Appropriated)	23.0	6.0
<b>Fund Source Total</b>	<b>23.0</b>	<b>6.0</b>
<hr/>		
Capital Outlay	0.0	0.0
<b>Expenditure Category Total</b>	<b>0.0</b>	<b>0.0</b>
<b>Appropriated</b>		
CC2172-A Utility Regulation Revolving (Appropriated)	0.0	0.0
<b>Fund Source Total</b>	<b>0.0</b>	<b>0.0</b>
<hr/>		
Debt Service	0.0	0.0
<b>Expenditure Category Total</b>	<b>0.0</b>	<b>0.0</b>
<b>Appropriated</b>		
CC2172-A Utility Regulation Revolving (Appropriated)	0.0	0.0
<b>Fund Source Total</b>	<b>0.0</b>	<b>0.0</b>
<hr/>		
Cost Allocation	0.0	0.0
<b>Expenditure Category Total</b>	<b>0.0</b>	<b>0.0</b>
<b>Appropriated</b>		
CC2172-A Utility Regulation Revolving (Appropriated)	0.0	0.0
<b>Fund Source Total</b>	<b>0.0</b>	<b>0.0</b>
<hr/>		
Transfers	85.6	0.0
<b>Expenditure Category Total</b>	<b>85.6</b>	<b>0.0</b>
<b>Appropriated</b>		
CC2172-A Utility Regulation Revolving (Appropriated)	85.6	0.0
<b>Fund Source Total</b>	<b>85.6</b>	<b>0.0</b>

<b>Employee Retirement Coverage</b>			
Retirement System	FTE	Personal Services	Fund#
Arizona State Retirement System	77.2	3,879.0	CC2172-A
ASRS – return to work	1.0	91.0	CC2172-A

## Program Expenditure Schedule

<b>Agency:</b>	<b>Corporation Commission</b>
<b>Program:</b>	<b>Utilities</b>

<u>FY 2019 Actual</u>	<u>FY 2020 Expd. Plan</u>
---------------------------	-------------------------------

<b>Combined Regular &amp; Elected Positions At/Above FICA Maximum of \$128,400</b>
----------------------------------------------------------------------------------------

Total FTE	Personal Services	FTE's not eligible for Health, Dental & Life
1.0	130.0	0.0

## Program Expenditure Schedule

<b>Agency:</b>	<b>Corporation Commission</b>
<b>Program:</b>	<b>SLI Utility Audits, Studies, Investigations, and Hearings</b>

	FY 2019 Actual	FY 2020 Expd. Plan
FTE	0.0	0.0
<b>Expenditure Category Total</b>	<b>0.0</b>	<b>0.0</b>
<b>Appropriated</b>		
CC2172-A Utility Regulation Revolving (Appropriated)	0.0	0.0
<b>Fund Source Total</b>	<b>0.0</b>	<b>0.0</b>
<hr/>		
Personal Services	0.0	0.0
Boards and Commissions	0.0	0.0
<b>Expenditure Category Total</b>	<b>0.0</b>	<b>0.0</b>
<b>Appropriated</b>		
CC2172-A Utility Regulation Revolving (Appropriated)	0.0	0.0
<b>Fund Source Total</b>	<b>0.0</b>	<b>0.0</b>
<hr/>		
Employee Related Expenses	0.0	0.0
<b>Expenditure Category Total</b>	<b>0.0</b>	<b>0.0</b>
<b>Appropriated</b>		
CC2172-A Utility Regulation Revolving (Appropriated)	0.0	0.0
<b>Fund Source Total</b>	<b>0.0</b>	<b>0.0</b>
<hr/>		
Professional and Outside Services		380.0
External Prof/Outside Serv Budg And Appn	0.0	
External Investment Services	0.0	
Other External Financial Services	0.0	
Attorney General Legal Services	0.0	
External Legal Services	2.2	
External Engineer/Architect Cost - Exp	0.0	
External Engineer/Architect Cost- Cap	0.0	
Other Design	0.0	
Temporary Agency Services	0.0	
Hospital Services	0.0	
Other Medical Services	0.0	
Institutional Care	0.0	
Education And Training	0.0	
Vendor Travel	0.0	
Professional & Outside Services Excluded from Cost Alloca	0.0	
Vendor Travel - Non Reportable	0.0	
External Telecom Consulting Services	0.0	
Costs related to those in custody of the State	0.0	
Non - Confidential Specialist Fees	0.0	
Confidential Specialist Fees	0.0	
Outside Actuarial Costs	0.0	
Other Professional And Outside Services	0.0	

## Program Expenditure Schedule

<b>Agency:</b>	<b>Corporation Commission</b>
<b>Program:</b>	<b>SLI Utility Audits, Studies, Investigations, and Hearings</b>

	FY 2019 Actual	FY 2020 Expd. Plan
<b>Expenditure Category Total</b>	<b>2.2</b>	<b>380.0</b>
<b>Appropriated</b>		
CC2172-A Utility Regulation Revolving (Appropriated)	2.2	380.0
<b>Fund Source Total</b>	<b>2.2</b>	<b>380.0</b>
<hr/>		
Travel In-State	0.0	0.0
<b>Expenditure Category Total</b>	<b>0.0</b>	<b>0.0</b>
<b>Appropriated</b>		
CC2172-A Utility Regulation Revolving (Appropriated)	0.0	0.0
<b>Fund Source Total</b>	<b>0.0</b>	<b>0.0</b>
<hr/>		
Travel Out of State	0.0	0.0
<b>Expenditure Category Total</b>	<b>0.0</b>	<b>0.0</b>
<b>Appropriated</b>		
CC2172-A Utility Regulation Revolving (Appropriated)	0.0	0.0
<b>Fund Source Total</b>	<b>0.0</b>	<b>0.0</b>
<hr/>		
Food	0.0	0.0
<b>Expenditure Category Total</b>	<b>0.0</b>	<b>0.0</b>
<hr/>		
Aid to Organizations and Individuals	0.0	0.0
<b>Expenditure Category Total</b>	<b>0.0</b>	<b>0.0</b>
<hr/>		
Other Operating Expenses		0.0
Other Operating Expenditures Budg Approp	0.0	
Other Operating Expenditures Excluded from Cost Allocati	0.0	
Risk Management Charges To State Agency	0.0	
Risk Management Deductible - Indemnity	0.0	
Risk Management Deductible - Legal	0.0	
Risk Management Deductible - Medical	0.0	
Risk Management Deductible - Other	0.0	
Gen Liab- Non Physical-Taxable- Self Ins	0.0	
Gross Proceeds Payments To Attorneys	0.0	
General Liability- Non-Taxable- Self Ins	0.0	
Medical Malpractice - Self-Insured	0.0	
Automobile Liability - Self Insured	0.0	
General Property Damage - Self- Insured	0.0	
Automobile Physical Damage-Self Insured	0.0	
Liability Insurance Premiums	0.0	
Property Insurance Premiums	0.0	
Workers Compensation Benefit Payments	0.0	
Self Insurance - Administrative Fees	0.0	
Self Insurance - Premiums	0.0	
Self Insurance - Claim Payments	0.0	
Self Insurance - Pharmacy Claims	0.0	
Premium Tax On Altcs	0.0	

## Program Expenditure Schedule

<b>Agency:</b>	<b>Corporation Commission</b>
<b>Program:</b>	<b>SLI Utility Audits, Studies, Investigations, and Hearings</b>

	FY 2019 Actual	FY 2020 Expd. Plan
Other Insurance-Related Charges	0.0	
Internal Service Data Processing	0.0	
Internal Service Data Proc- Pc/Lan	0.0	
External Programming-Mainframe/Legacy	0.0	
External Programming- Pc/Lan/Serv/Web	0.0	
External Data Entry	0.0	
Othr External Data Proc-Mainframe/Legacy	0.0	
Othr External Data Proc-Pc/Lan/Serv/Web	0.0	
Pmt for AFIS Development & Usage	0.0	
Internal Service Telecommunications	0.0	
External Telecom Long Distance-In-State	0.0	
External Telecom Long Distance-Out-State	0.0	
Other External Telecommunication Service	0.0	
Electricity	0.0	
Sanitation Waste Disposal	0.0	
Water	0.0	
Gas And Fuel Oil For Buildings	0.0	
Other Utilities	0.0	
Building Rent Charges To State Agencies	0.0	
Priv Lease To Own Bld Rent Chrgs To Agy	0.0	
Cert Of Part Bld Rent Chrgs To Agy	0.0	
Rental Of Land And Buildings	0.0	
Rental Of Computer Equipment	0.0	
Rental Of Other Machinery And Equipment	0.0	
Miscellaneous Rent	0.0	
Interest On Overdue Payments	0.0	
All Other Interest Payments	0.0	
Internal Acct/Budg/Financial Svcs	0.0	
Other Internal Services	0.0	
Repair And Maintenance - Buildings	0.0	
Repair And Maintenance - Vehicles	0.0	
Repair And Maint - Mainframe And Legacy	0.0	
Repair And Maint-Pc/Lan/Serv/Web	0.0	
Repair And Maintenance - Other Equipment	0.0	
Other Repair And Maintenance	0.0	
Software Support And Maintenance	0.0	
Uniforms	0.0	
Inmate Clothing	0.0	
Security Supplies	0.0	
Office Supplies	0.0	
Computer Supplies	0.0	
Housekeeping Supplies	0.0	
Bedding And Bath Supplies	0.0	
Drugs And Medicine Supplies	0.0	
Medical Supplies	0.0	
Dental Supplies	0.0	
Automotive And Transportation Fuels	0.0	
Automotive Lubricants And Supplies	0.0	
Rpr And Maint Supplies-Not Auto Or Build	0.0	
Repair And Maintenance Supplies-Building	0.0	
Other Operating Supplies	0.0	

## Program Expenditure Schedule

<b>Agency:</b>	<b>Corporation Commission</b>
<b>Program:</b>	<b>SLI Utility Audits, Studies, Investigations, and Hearings</b>

	FY 2019 Actual	FY 2020 Expd. Plan
Publications	0.0	
Aggregate Withheld Or Paid Commissions	0.0	
Lottery Prizes	0.0	
Lottery Distribution Costs	0.0	
Material for Further Processing	0.0	
Other Resale Supplies	0.0	
Loss On Sales Of Capital Assets	0.0	
Loss on Sales of Investments	0.0	
Employee Tuition Reimbursement-Graduate	0.0	
Employee Tuition Reimb Under-Grad/Other	0.0	
Conference Registration-Attendance Fees	0.0	
Other Education And Training Costs	0.0	
Advertising	0.0	
Sponsorships	0.0	
Internal Printing	0.0	
External Printing	0.0	
Photography	0.0	
Postage And Delivery	0.0	
Document shredding and Destruction Services	0.0	
Translation and Sign Language Services	0.0	
Distribution To State Universities	0.0	
Other Intrastate Distributions	0.0	
Awards	0.0	
Entertainment And Promotional Items	0.0	
Dues	0.0	
Books- Subscriptions And Publications	0.0	
Costs For Digital Image Or Microfilm	0.0	
Revolving Fund Advances	0.0	
Credit Card Fees Over Approved Limit	0.0	
Relief Bill Expenditures	0.0	
Surplus Property Distr To State Agencies	0.0	
Security Services	0.0	
Judgments - Damages	0.0	
ICA Payments to Claimants Confidential	0.0	
Jdgmnt-Confidential Restitution To Indiv	0.0	
Judgments - Non-Confidential Restitution	0.0	
Judgments - Punitive And Compensatory	0.0	
Pmts Made to Resolve/Disputes/Avoid Costs of Litigation	0.0	
Pmts For Contracted State Inmate Labor	0.0	
Payments To State Inmates	0.0	
Bad Debt Expense	0.0	
Interview Expense	0.0	
Employee Relocations-Nontaxable	0.0	
Employee Relocations-Taxable	0.0	
Non-Confidential Invest/Legal/Law Enf	0.0	
Conf/Sensitive Invest/Legal/Undercover	0.0	
Fingerprinting, Background Checks, Etc.	0.0	
Other Miscellaneous Operating	0.0	

## Program Expenditure Schedule

<b>Agency:</b>	<b>Corporation Commission</b>
<b>Program:</b>	<b>SLI Utility Audits, Studies, Investigations, and Hearings</b>

	FY 2019 Actual	FY 2020 Expd. Plan
<b>Expenditure Category Total</b>	<b>0.0</b>	<b>0.0</b>
<b>Appropriated</b>		
CC2172-A Utility Regulation Revolving (Appropriated)	0.0	0.0
<b>Fund Source Total</b>	<b>0.0</b>	<b>0.0</b>
<hr/>		
Current Year Expenditures		0.0
Capital Equipment Budget And Approp	0.0	
Vehicles Capital Purchase	0.0	
Vehicles Capital Leases	0.0	
Furniture Capital Purchase	0.0	
Depreciable Works Of Art & Hist Treas/Coll Capital Purcha	0.0	
Non Depr Works Of Art & Hist Treas/Coll Cap Purchase	0.0	
Furniture Capital Leases	0.0	
Computer Equipment Capital Purchase	0.0	
Computer Equipment Capital Lease	0.0	
Telecommunication Equip-Capital Purchase	0.0	
Telecommunication Equip-Capital Lease	0.0	
Other Equipment Capital Purchase	0.0	
Other Equipment Capital Leases	0.0	
Purchased Or Licensed Software-Website	0.0	
Internally Generated Software-Website	0.0	
Development in Progress	0.0	
Right-Of-Way/Easement/Extraction Rights	0.0	
Oth Int Assets purchased, licensed or internally generate	0.0	
Other intangible assets acquired by capital lease	0.0	
Other Capital Asset Purchases	0.0	
Leasehold Improvement-Capital Purchase	0.0	
Other Capital Asset Leases	0.0	
Non-Capital Equip Budget And Approp	0.0	
Vehicles Non-Capital Purchase	0.0	
Vehicles Non-Capital Leases	0.0	
Furniture Non-Capital Purchase	0.0	
Works Of Art And Hist Treas-Non Capital	0.0	
Furniture Non-Capital Leases	0.0	
Computer Equipment Non-Capital Purchase	0.0	
Computer Equipment Non-Capital Lease	0.0	
Telecomm Equip Non-Capital Purchase	0.0	
Telecomm Equip Non-Capital Leases	0.0	
Other Equipment Non-Capital Purchase	0.0	
Weapons Non-Capital Purchase	0.0	
Other Equipment Non-Capital Lease	0.0	
Purchased Or Licensed Software/Website	0.0	
Internally Generated Software/Website	0.0	
LICENSES AND PERMITS	0.0	
Right-Of-Way/Easement/Extraction Exp	0.0	
Other Intangible Assets - Purchased, Licensed or Internall	0.0	
Noncapital Software/Web By Capital Lease	0.0	
Other Intangible Assets Acquired by Capital Lease	0.0	
Other Long Lived Tangible Assets to be Expenses	0.0	
Non-Capital Equipment Excluded from Cost Allocation	0.0	



## Program Expenditure Schedule

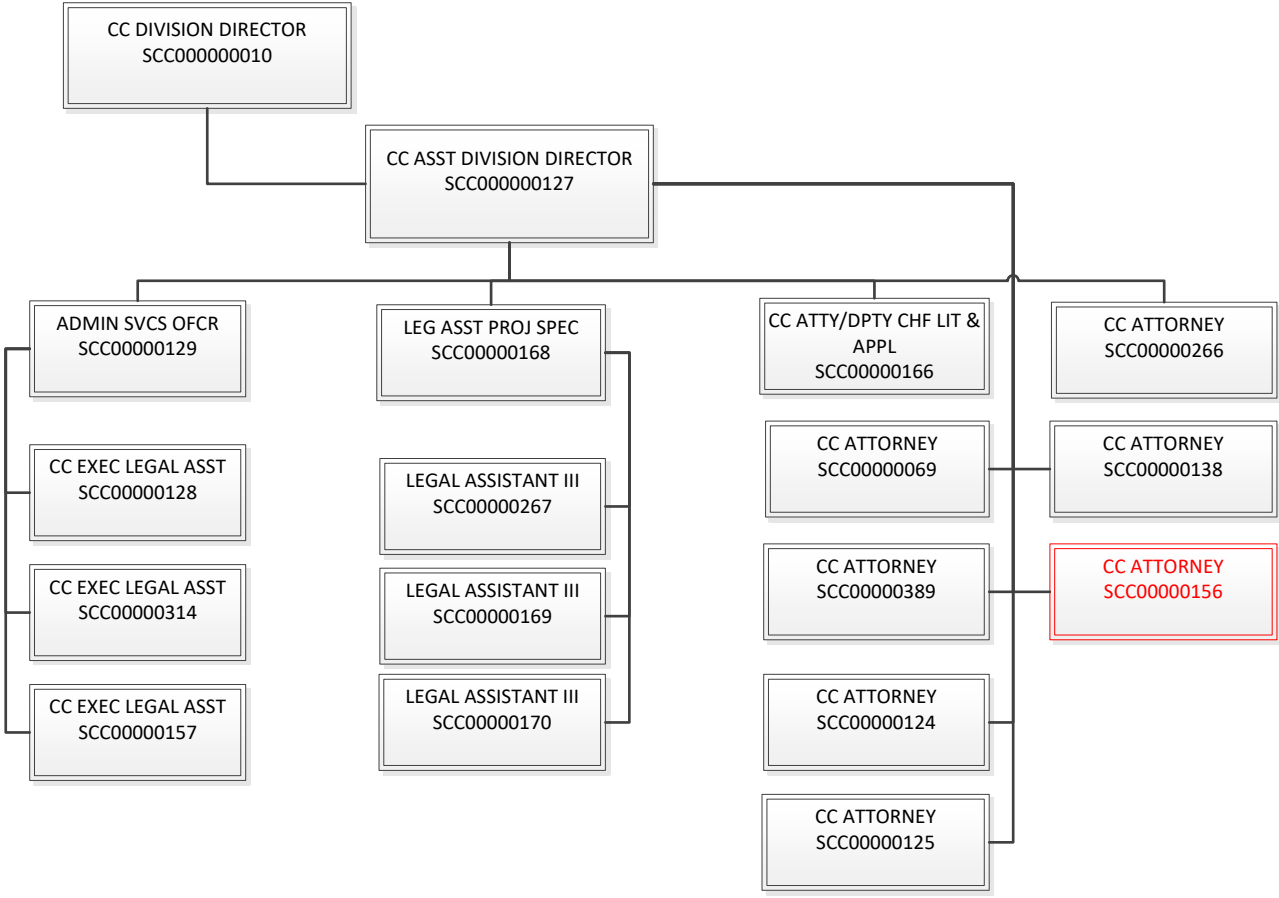
<b>Agency:</b>	Corporation Commission
<b>Program:</b>	SLI Utility Audits, Studies, Investigations, and Hearings

	FY 2019 Actual	FY 2020 Expd. Plan
<b>Expenditure Category Total</b>	<b>0.0</b>	<b>0.0</b>
<b>Appropriated</b>		
CC2172-A Utility Regulation Revolving (Appropriated)	0.0	0.0
<b>Fund Source Total</b>	<b>0.0</b>	<b>0.0</b>
<hr/>		
Capital Outlay	0.0	0.0
<b>Expenditure Category Total</b>	<b>0.0</b>	<b>0.0</b>
<b>Appropriated</b>		
CC2172-A Utility Regulation Revolving (Appropriated)	0.0	0.0
<b>Fund Source Total</b>	<b>0.0</b>	<b>0.0</b>
<hr/>		
Debt Service	0.0	0.0
<b>Expenditure Category Total</b>	<b>0.0</b>	<b>0.0</b>
<b>Appropriated</b>		
CC2172-A Utility Regulation Revolving (Appropriated)	0.0	0.0
<b>Fund Source Total</b>	<b>0.0</b>	<b>0.0</b>
<hr/>		
Cost Allocation	0.0	0.0
<b>Expenditure Category Total</b>	<b>0.0</b>	<b>0.0</b>
<b>Appropriated</b>		
CC2172-A Utility Regulation Revolving (Appropriated)	0.0	0.0
<b>Fund Source Total</b>	<b>0.0</b>	<b>0.0</b>
<hr/>		
Transfers	0.0	0.0
<b>Expenditure Category Total</b>	<b>0.0</b>	<b>0.0</b>
<b>Appropriated</b>		
CC2172-A Utility Regulation Revolving (Appropriated)	0.0	0.0
<b>Fund Source Total</b>	<b>0.0</b>	<b>0.0</b>

<b>Combined Regular &amp; Elected Positions At/Above FICA Maximum of \$128,400</b>
------------------------------------------------------------------------------------

Total FTE	Personal Services	FTE's not eligible for Health, Dental & Life
0.0	0.0	0.0

# ARIZONA CORPORATION COMMISSION LEGAL DIVISION



## Program Summary of Expenditures and Budget Request

<b>Agency:</b>	Corporation Commission
<b>Program:</b>	Legal

		FY 2019 Actual	FY 2020 Expd. Plan	FY 2021 Fund. Issue	FY 2021 Total Request
<b>Program Summary</b>					
8-1	Legal	1,797.5	1,851.7	513.0	2,364.7
<b>Program Summary Total:</b>		1,797.5	1,851.7	513.0	2,364.7
<b>Expenditure Categories</b>					
0000	FTE Positions	15.0	19.0	0.0	19.0
6000	Personal Services	1,156.0	1,300.7	400.0	1,700.7
6100	Employee Related Expenses	385.7	434.2	80.0	514.2
6200	Professional and Outside Services	34.4	52.0	0.0	52.0
6500	Travel In-State	0.7	5.3	0.0	5.3
6600	Travel Out of State	6.0	6.5	0.0	6.5
6700	Food	0.0	0.0	0.0	0.0
6800	Aid to Organizations and Individuals	0.0	0.0	0.0	0.0
7000	Other Operating Expenses	168.7	53.0	33.0	86.0
8000	Equipment	0.9	0.0	0.0	0.0
8100	Capital Outlay	0.0	0.0	0.0	0.0
8600	Debt Service	0.0	0.0	0.0	0.0
9000	Cost Allocation	0.0	0.0	0.0	0.0
9100	Transfers	45.1	0.0	0.0	0.0
<b>Expenditure Categories Total:</b>		1,797.5	1,851.7	513.0	2,364.7
<b>Fund Source</b>					
<b>Appropriated Funds</b>					
CC2172-A Utility Regulation Revolving (Appropriated)		1,797.5	1,851.7	513.0	2,364.7
<b>Fund Source Total:</b>		1,797.5	1,851.7	513.0	2,364.7

## Program Group Summary of Expenditures and Budget Request for Selected Funds

<b>Agency:</b>	Corporation Commission
<b>Program:</b>	Legal

		FY 2019 Actual	FY 2020 Expd. Plan	FY 2021 Fund. Issue	FY 2021 Total Request
<b>Fund: CC2172-A Utility Regulation Revolving (Appropriated)</b>					
<b>Program Expenditures</b>					
COST CENTER/PROGRAM BUDGET UNIT					
8-1	Legal	1,797.5	1,851.7	513.0	2,364.7
	Total	1,797.5	1,851.7	513.0	2,364.7
<b>Appropriated Funding</b>					
<b>Expenditure Categories</b>					
	FTE Positions	15.0	19.0	0.0	19.0
	Personal Services	1,156.0	1,300.7	400.0	1,700.7
	Employee Related Expenses	385.7	434.2	80.0	514.2
	Professional and Outside Services	34.4	52.0	0.0	52.0
	Travel In-State	0.7	5.3	0.0	5.3
	Travel Out of State	6.0	6.5	0.0	6.5
	Food	0.0	0.0	0.0	0.0
	Aid to Organizations and Individuals	0.0	0.0	0.0	0.0
	Other Operating Expenses	168.7	53.0	33.0	86.0
	Equipment	0.9	0.0	0.0	0.0
	Capital Outlay	0.0	0.0	0.0	0.0
	Debt Service	0.0	0.0	0.0	0.0
	Cost Allocation	0.0	0.0	0.0	0.0
	Transfers	45.1	0.0	0.0	0.0
<b>Expenditure Categories Total:</b>		1,797.5	1,851.7	513.0	2,364.7
<b>Fund CC2172-A Total:</b>		1,797.5	1,851.7	513.0	2,364.7
<b>Program 8 Total:</b>		1,797.5	1,851.7	513.0	2,364.7

## Program Budget Unit Summary of Expenditures and Budget Request for All Funds

<b>Agency:</b>	Corporation Commission
<b>Program:</b>	Legal

Expenditure Categories	FY 2019 Actual	FY 2020 Expd. Plan	FY 2021 Fund. Issue	FY 2021 Total Request
0000 FTE	15.0	19.0	0.0	19.0
6000 Personal Services	1,156.0	1,300.7	400.0	1,700.7
6100 Employee Related Expenses	385.7	434.2	80.0	514.2
6200 Professional and Outside Services	34.4	52.0	0.0	52.0
6500 Travel In-State	0.7	5.3	0.0	5.3
6600 Travel Out of State	6.0	6.5	0.0	6.5
6700 Food	0.0	0.0	0.0	0.0
6800 Aid to Organizations and Individuals	0.0	0.0	0.0	0.0
7000 Other Operating Expenses	168.7	53.0	33.0	86.0
8000 Equipment	0.9	0.0	0.0	0.0
8100 Capital Outlay	0.0	0.0	0.0	0.0
8600 Debt Service	0.0	0.0	0.0	0.0
9000 Cost Allocation	0.0	0.0	0.0	0.0
9100 Transfers	45.1	0.0	0.0	0.0
<b>Expenditure Categories Total:</b>	1,797.5	1,851.7	513.0	2,364.7
<b>Fund Source</b>				
<b>Appropriated Funds</b>				
CC2172-A Utility Regulation Revolving (Appropriated)	1,797.5	1,851.7	513.0	2,364.7
<b>Fund Source Total:</b>	1,797.5	1,851.7	513.0	2,364.7

## Program Budget Unit Summary of Expenditures and Budget Request for Selected Funds

<b>Agency:</b> Corporation Commission					
		<b>FY 2019</b>	<b>FY 2020</b>	<b>FY 2021</b>	<b>FY 2021</b>
		<b>Actual</b>	<b>Expd. Plan</b>	<b>Fund. Issue</b>	<b>Total Request</b>
<b>Program:</b> Legal					
<b>Fund:</b> CC2172-A Utility Regulation Revolving					
<b>Appropriated</b>					
0000	FTE	15.0	19.0	0.0	19.0
6000	Personal Services	1,156.0	1,300.7	400.0	1,700.7
6100	Employee Related Expenses	385.7	434.2	80.0	514.2
6200	Professional and Outside Services	34.4	52.0	0.0	52.0
6500	Travel In-State	0.7	5.3	0.0	5.3
6600	Travel Out of State	6.0	6.5	0.0	6.5
6700	Food	0.0	0.0	0.0	0.0
6800	Aid to Organizations and Individuals	0.0	0.0	0.0	0.0
7000	Other Operating Expenses	168.7	53.0	33.0	86.0
8000	Equipment	0.9	0.0	0.0	0.0
8100	Capital Outlay	0.0	0.0	0.0	0.0
8600	Debt Service	0.0	0.0	0.0	0.0
9000	Cost Allocation	0.0	0.0	0.0	0.0
9100	Transfers	45.1	0.0	0.0	0.0
<b>Appropriated Total:</b>		1,797.5	1,851.7	513.0	2,364.7
<b>Fund Total:</b>		1,797.5	1,851.7	513.0	2,364.7
<b>Program Total For Selected Funds:</b>		1,797.5	1,851.7	513.0	2,364.7

## Program Expenditure Schedule

<b>Agency:</b>	<b>Corporation Commission</b>
<b>Program:</b>	<b>Legal</b>

	FY 2019 Actual	FY 2020 Expd. Plan
FTE	15.0	19.0
<b>Expenditure Category Total</b>	<b>15.0</b>	<b>19.0</b>
<b>Appropriated</b>		
CC2172-A Utility Regulation Revolving (Appropriated)	15.0	19.0
<b>Fund Source Total</b>	<b>15.0</b>	<b>19.0</b>
<hr/>		
Personal Services	1,156.0	1,300.7
Boards and Commissions	0.0	0.0
<b>Expenditure Category Total</b>	<b>1,156.0</b>	<b>1,300.7</b>
<b>Appropriated</b>		
CC2172-A Utility Regulation Revolving (Appropriated)	1,156.0	1,300.7
<b>Fund Source Total</b>	<b>1,156.0</b>	<b>1,300.7</b>
<hr/>		
Employee Related Expenses	385.7	434.2
<b>Expenditure Category Total</b>	<b>385.7</b>	<b>434.2</b>
<b>Appropriated</b>		
CC2172-A Utility Regulation Revolving (Appropriated)	385.7	434.2
<b>Fund Source Total</b>	<b>385.7</b>	<b>434.2</b>
<hr/>		
Professional and Outside Services		52.0
External Prof/Outside Serv Budg And Appn	0.0	
External Investment Services	0.0	
Other External Financial Services	0.0	
Attorney General Legal Services	0.0	
External Legal Services	34.4	
External Engineer/Architect Cost - Exp	0.0	
External Engineer/Architect Cost- Cap	0.0	
Other Design	0.0	
Temporary Agency Services	0.0	
Hospital Services	0.0	
Other Medical Services	0.0	
Institutional Care	0.0	
Education And Training	0.0	
Vendor Travel	0.0	
Professional & Outside Services Excluded from Cost Alloca	0.0	
Vendor Travel - Non Reportable	0.0	
External Telecom Consulting Services	0.0	
Costs related to those in custody of the State	0.0	
Non - Confidential Specialist Fees	0.0	
Confidential Specialist Fees	0.0	
Outside Actuarial Costs	0.0	
Other Professional And Outside Services	0.0	

## Program Expenditure Schedule

<b>Agency:</b>	<b>Corporation Commission</b>
<b>Program:</b>	<b>Legal</b>

	<u>FY 2019 Actual</u>	<u>FY 2020 Expd. Plan</u>
<b>Expenditure Category Total</b>	<b>34.4</b>	<b>52.0</b>
<b>Appropriated</b>		
CC2172-A Utility Regulation Revolving (Appropriated)	34.4	52.0
<b>Fund Source Total</b>	<b>34.4</b>	<b>52.0</b>
<hr/>		
Travel In-State	0.7	5.3
<b>Expenditure Category Total</b>	<b>0.7</b>	<b>5.3</b>
<b>Appropriated</b>		
CC2172-A Utility Regulation Revolving (Appropriated)	0.7	5.3
<b>Fund Source Total</b>	<b>0.7</b>	<b>5.3</b>
<hr/>		
Travel Out of State	6.0	6.5
<b>Expenditure Category Total</b>	<b>6.0</b>	<b>6.5</b>
<b>Appropriated</b>		
CC2172-A Utility Regulation Revolving (Appropriated)	6.0	6.5
<b>Fund Source Total</b>	<b>6.0</b>	<b>6.5</b>
<hr/>		
Food	0.0	0.0
<b>Expenditure Category Total</b>	<b>0.0</b>	<b>0.0</b>
<hr/>		
Aid to Organizations and Individuals	0.0	0.0
<b>Expenditure Category Total</b>	<b>0.0</b>	<b>0.0</b>
<hr/>		
Other Operating Expenses		53.0
Other Operating Expenditures Budg Approp	0.0	
Other Operating Expenditures Excluded from Cost Allocati	0.0	
Risk Management Charges To State Agency	8.7	
Risk Management Deductible - Indemnity	0.0	
Risk Management Deductible - Legal	0.0	
Risk Management Deductible - Medical	0.0	
Risk Management Deductible - Other	0.0	
Gen Liab- Non Physical-Taxable- Self Ins	0.0	
Gross Proceeds Payments To Attorneys	0.0	
General Liability- Non-Taxable- Self Ins	0.0	
Medical Malpractice - Self-Insured	0.0	
Automobile Liability - Self Insured	0.0	
General Property Damage - Self- Insured	0.0	
Automobile Physical Damage-Self Insured	0.0	
Liability Insurance Premiums	0.0	
Property Insurance Premiums	0.0	
Workers Compensation Benefit Payments	0.0	
Self Insurance - Administrative Fees	0.0	
Self Insurance - Premiums	0.0	
Self Insurance - Claim Payments	0.0	
Self Insurance - Pharmacy Claims	0.0	
Premium Tax On Altcs	0.0	



## Program Expenditure Schedule

<b>Agency:</b>	<b>Corporation Commission</b>
<b>Program:</b>	<b>Legal</b>

	FY 2019 Actual	FY 2020 Expd. Plan
Other Insurance-Related Charges	0.0	
Internal Service Data Processing	0.0	
Internal Service Data Proc- Pc/Lan	0.0	
External Programming-Mainframe/Legacy	0.0	
External Programming- Pc/Lan/Serv/Web	0.0	
External Data Entry	0.0	
Othr External Data Proc-Mainframe/Legacy	0.0	
Othr External Data Proc-Pc/Lan/Serv/Web	0.0	
Pmt for AFIS Development & Usage	0.5	
Internal Service Telecommunications	0.0	
External Telecom Long Distance-In-State	8.8	
External Telecom Long Distance-Out-State	0.0	
Other External Telecommunication Service	0.0	
Electricity	0.0	
Sanitation Waste Disposal	0.0	
Water	0.0	
Gas And Fuel Oil For Buildings	0.0	
Other Utilities	0.0	
Building Rent Charges To State Agencies	97.0	
Priv Lease To Own Bld Rent Chrgs To Agy	0.0	
Cert Of Part Bld Rent Chrgs To Agy	0.0	
Rental Of Land And Buildings	0.0	
Rental Of Computer Equipment	0.0	
Rental Of Other Machinery And Equipment	0.0	
Miscellaneous Rent	0.2	
Interest On Overdue Payments	0.0	
All Other Interest Payments	0.0	
Internal Acct/Budg/Financial Svcs	0.0	
Other Internal Services	0.0	
Repair And Maintenance - Buildings	0.1	
Repair And Maintenance - Vehicles	0.0	
Repair And Maint - Mainframe And Legacy	0.0	
Repair And Maint-Pc/Lan/Serv/Web	0.0	
Repair And Maintenance - Other Equipment	2.3	
Other Repair And Maintenance	1.3	
Software Support And Maintenance	0.9	
Uniforms	0.0	
Inmate Clothing	0.0	
Security Supplies	0.0	
Office Supplies	9.2	
Computer Supplies	2.8	
Housekeeping Supplies	0.0	
Bedding And Bath Supplies	0.0	
Drugs And Medicine Supplies	0.0	
Medical Supplies	0.0	
Dental Supplies	0.0	
Automotive And Transportation Fuels	0.0	
Automotive Lubricants And Supplies	0.0	
Rpr And Maint Supplies-Not Auto Or Build	0.0	
Repair And Maintenance Supplies-Building	0.0	
Other Operating Supplies	0.0	

## Program Expenditure Schedule

<b>Agency:</b>	<b>Corporation Commission</b>
<b>Program:</b>	<b>Legal</b>

	FY 2019 Actual	FY 2020 Expd. Plan
Publications	0.0	
Aggregate Withheld Or Paid Commissions	0.0	
Lottery Prizes	0.0	
Lottery Distribution Costs	0.0	
Material for Further Processing	0.0	
Other Resale Supplies	0.0	
Loss On Sales Of Capital Assets	0.0	
Loss on Sales of Investments	0.0	
Employee Tuition Reimbursement-Graduate	0.0	
Employee Tuition Reimb Under-Grad/Other	0.0	
Conference Registration-Attendance Fees	2.6	
Other Education And Training Costs	2.5	
Advertising	0.0	
Sponsorships	0.0	
Internal Printing	0.0	
External Printing	0.0	
Photography	0.0	
Postage And Delivery	4.4	
Document shredding and Destruction Services	0.5	
Translation and Sign Language Services	0.0	
Distribution To State Universities	0.0	
Other Intrastate Distributions	0.0	
Awards	0.0	
Entertainment And Promotional Items	0.0	
Dues	4.0	
Books- Subscriptions And Publications	11.9	
Costs For Digital Image Or Microfilm	0.0	
Revolving Fund Advances	0.0	
Credit Card Fees Over Approved Limit	0.0	
Relief Bill Expenditures	0.0	
Surplus Property Distr To State Agencies	0.0	
Security Services	7.2	
Judgments - Damages	0.0	
ICA Payments to Claimants Confidential	0.0	
Jdgmnt-Confidential Restitution To Indiv	0.0	
Judgments - Non-Confidential Restitution	0.0	
Judgments - Punitive And Compensatory	0.0	
Pmts Made to Resolve/Disputes/Avoid Costs of Litigation	0.0	
Pmts For Contracted State Inmate Labor	2.3	
Payments To State Inmates	0.0	
Bad Debt Expense	0.0	
Interview Expense	0.0	
Employee Relocations-Nontaxable	0.0	
Employee Relocations-Taxable	0.0	
Non-Confidential Invest/Legal/Law Enf	0.0	
Conf/Sensitive Invest/Legal/Undercover	0.0	
Fingerprinting, Background Checks, Etc.	0.0	
Other Miscellaneous Operating	1.5	

## Program Expenditure Schedule

<b>Agency:</b>	<b>Corporation Commission</b>
<b>Program:</b>	<b>Legal</b>

	FY 2019 Actual	FY 2020 Expd. Plan
<b>Expenditure Category Total</b>	<b>168.7</b>	<b>53.0</b>
<b>Appropriated</b>		
CC2172-A Utility Regulation Revolving (Appropriated)	168.7	53.0
<b>Fund Source Total</b>	<b>168.7</b>	<b>53.0</b>
<hr/>		
Current Year Expenditures		0.0
Capital Equipment Budget And Approp	0.0	
Vehicles Capital Purchase	0.0	
Vehicles Capital Leases	0.0	
Furniture Capital Purchase	0.0	
Depreciable Works Of Art & Hist Treas/Coll Capital Purcha	0.0	
Non Depr Works Of Art & Hist Treas/Coll Cap Purchase	0.0	
Furniture Capital Leases	0.0	
Computer Equipment Capital Purchase	0.0	
Computer Equipment Capital Lease	0.0	
Telecommunication Equip-Capital Purchase	0.0	
Telecommunication Equip-Capital Lease	0.0	
Other Equipment Capital Purchase	0.0	
Other Equipment Capital Leases	0.0	
Purchased Or Licensed Software-Website	0.0	
Internally Generated Software-Website	0.0	
Development in Progress	0.0	
Right-Of-Way/Easement/Extraction Rights	0.0	
Oth Int Assets purchased, licensed or internally generate	0.0	
Other intangible assets acquired by capital lease	0.0	
Other Capital Asset Purchases	0.0	
Leasehold Improvement-Capital Purchase	0.0	
Other Capital Asset Leases	0.0	
Non-Capital Equip Budget And Approp	0.0	
Vehicles Non-Capital Purchase	0.0	
Vehicles Non-Capital Leases	0.0	
Furniture Non-Capital Purchase	0.0	
Works Of Art And Hist Treas-Non Capital	0.0	
Furniture Non-Capital Leases	0.0	
Computer Equipment Non-Capital Purchase	0.0	
Computer Equipment Non-Capital Lease	0.0	
Telecomm Equip Non-Capital Purchase	0.1	
Telecomm Equip Non-Capital Leases	0.0	
Other Equipment Non-Capital Purchase	0.8	
Weapons Non-Capital Purchase	0.0	
Other Equipment Non-Capital Lease	0.0	
Purchased Or Licensed Software/Website	0.0	
Internally Generated Software/Website	0.0	
LICENSES AND PERMITS	0.0	
Right-Of-Way/Easement/Extraction Exp	0.0	
Other Intangible Assets - Purchased, Licensed or Internall	0.0	
Noncapital Software/Web By Capital Lease	0.0	
Other Intangible Assets Acquired by Capital Lease	0.0	
Other Long Lived Tangible Assets to be Expenses	0.0	
Non-Capital Equipment Excluded from Cost Allocation	0.0	

## Program Expenditure Schedule

<b>Agency:</b>	Corporation Commission
<b>Program:</b>	Legal

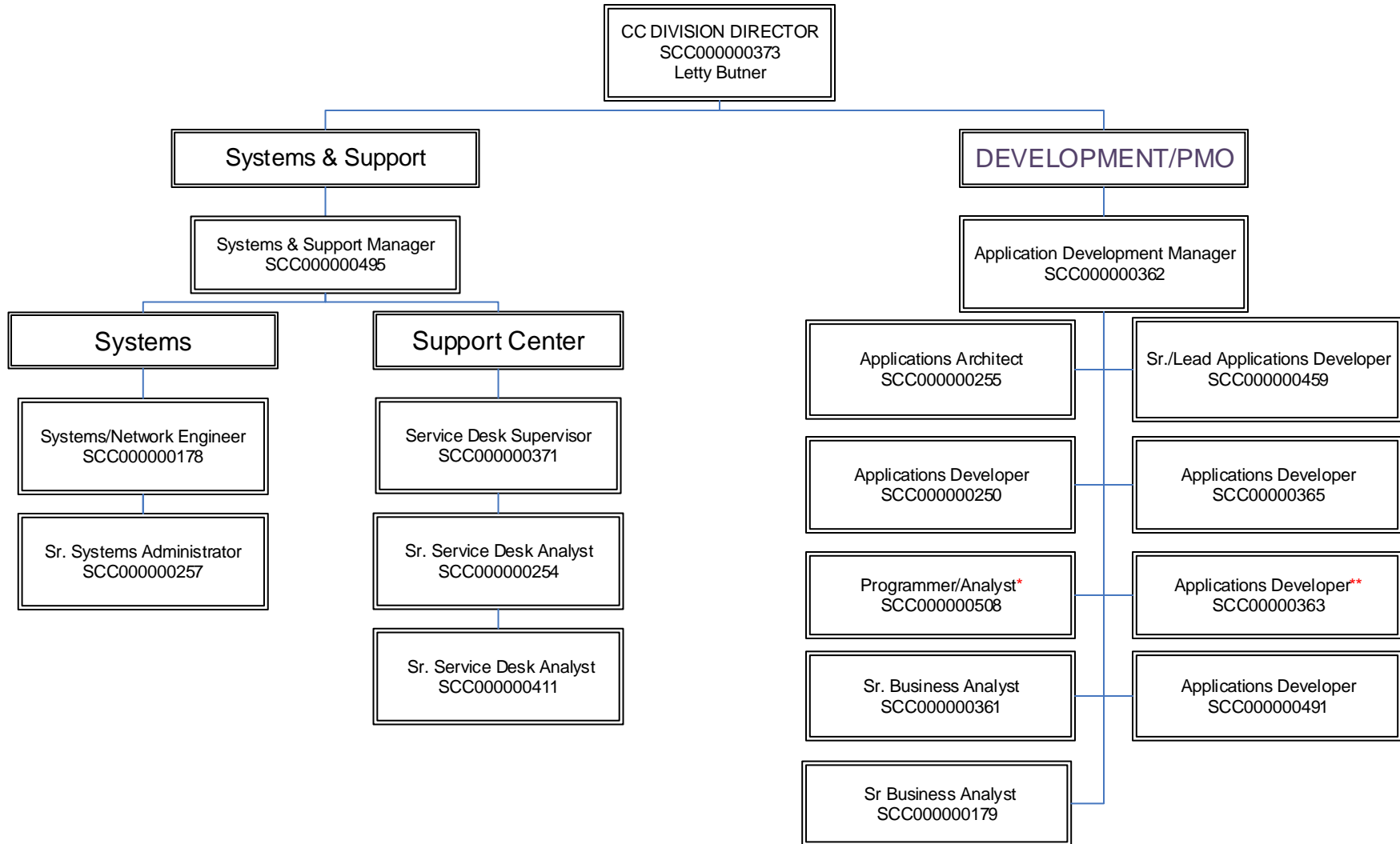
	FY 2019 Actual	FY 2020 Expd. Plan
<b>Expenditure Category Total</b>	<b>0.9</b>	<b>0.0</b>
<b>Appropriated</b>		
CC2172-A Utility Regulation Revolving (Appropriated)	0.9	0.0
<b>Fund Source Total</b>	<b>0.9</b>	<b>0.0</b>
<hr/>		
Capital Outlay	0.0	0.0
<b>Expenditure Category Total</b>	<b>0.0</b>	<b>0.0</b>
<b>Appropriated</b>		
CC2172-A Utility Regulation Revolving (Appropriated)	0.0	0.0
<b>Fund Source Total</b>	<b>0.0</b>	<b>0.0</b>
<hr/>		
Debt Service	0.0	0.0
<b>Expenditure Category Total</b>	<b>0.0</b>	<b>0.0</b>
<b>Appropriated</b>		
CC2172-A Utility Regulation Revolving (Appropriated)	0.0	0.0
<b>Fund Source Total</b>	<b>0.0</b>	<b>0.0</b>
<hr/>		
Cost Allocation	0.0	0.0
<b>Expenditure Category Total</b>	<b>0.0</b>	<b>0.0</b>
<hr/>		
Transfers	45.1	0.0
<b>Expenditure Category Total</b>	<b>45.1</b>	<b>0.0</b>
<b>Appropriated</b>		
CC2172-A Utility Regulation Revolving (Appropriated)	45.1	0.0
<b>Fund Source Total</b>	<b>45.1</b>	<b>0.0</b>

<b>Employee Retirement Coverage</b>			
<b>Retirement System</b>	<b>FTE</b>	<b>Personal Services</b>	<b>Fund#</b>
Arizona State Retirement System	19.0	1,300.7	CC2172-A

<b>Combined Regular &amp; Elected Positions At/Above FICA Maximum of \$128,400</b>		
<b>Total FTE</b>	<b>Personal Services</b>	<b>FTE's not eligible for Health, Dental &amp; Life</b>
1.0	130.0	0.0

# ARIZONA CORPORATION COMMISSION

## IT DIVISION



Total Headcount = 17 FTE

\* funded, expected promotion to Applications Developer  
 \*\* funded, expected promotion to Sr. Applications Developer

## Program Summary of Expenditures and Budget Request

<b>Agency:</b>	Corporation Commission
<b>Program:</b>	Information Technology

	FY 2019 Actual	FY 2020 Expd. Plan	FY 2021 Fund. Issue	FY 2021 Total Request
<b>Program Summary</b>				
9-1 Information Technology	2,241.2	2,449.0	514.0	2,963.0
9-2 SLI Corp. Filings, Same Day Service	0.0	0.0	0.0	0.0
<b>Program Summary Total:</b>	2,241.2	2,449.0	514.0	2,963.0
<b>Expenditure Categories</b>				
0000 FTE Positions	16.0	17.0	0.0	17.0
6000 Personal Services	1,169.6	1,296.0	400.0	1,696.0
6100 Employee Related Expenses	398.0	495.6	80.0	575.6
6200 Professional and Outside Services	0.0	104.0	0.0	104.0
6500 Travel In-State	0.1	1.6	0.0	1.6
6600 Travel Out of State	0.0	1.5	0.0	1.5
6700 Food	0.0	0.0	0.0	0.0
6800 Aid to Organizations and Individuals	0.0	0.0	0.0	0.0
7000 Other Operating Expenses	572.2	431.2	34.0	465.2
8000 Equipment	101.3	119.1	0.0	119.1
8100 Capital Outlay	0.0	0.0	0.0	0.0
8600 Debt Service	0.0	0.0	0.0	0.0
9000 Cost Allocation	0.0	0.0	0.0	0.0
9100 Transfers	0.0	0.0	0.0	0.0
<b>Expenditure Categories Total:</b>	2,241.2	2,449.0	514.0	2,963.0
<b>Fund Source</b>				
<b>Appropriated Funds</b>				
CC2172-A Utility Regulation Revolving (Appropriated)	216.3	0.0	514.0	514.0
CC2333-A Public Access Fund (Appropriated)	2,024.9	2,449.0	0.0	2,449.0
<b>Fund Source Total:</b>	2,241.2	2,449.0	514.0	2,963.0

## Program Group Summary of Expenditures and Budget Request for Selected Funds

<b>Agency:</b>	Corporation Commission
<b>Program:</b>	Information Technology

	FY 2019 Actual	FY 2020 Expd. Plan	FY 2021 Fund. Issue	FY 2021 Total Request
--	-------------------	-----------------------	------------------------	--------------------------

<b>Fund:</b>	CC2172-A Utility Regulation Revolving (Appropriated)
--------------	------------------------------------------------------

### Program Expenditures

COST CENTER/PROGRAM BUDGET UNIT

9-1	Information Technology	216.3	0.0	514.0	514.0
	Total	216.3	0.0	514.0	514.0

### Appropriated Funding

#### Expenditure Categories

FTE Positions	3.0	0.0	0.0	0.0
Personal Services	216.3	0.0	400.0	400.0
Employee Related Expenses	0.0	0.0	80.0	80.0
Professional and Outside Services	0.0	0.0	0.0	0.0
Travel In-State	0.0	0.0	0.0	0.0
Travel Out of State	0.0	0.0	0.0	0.0
Food	0.0	0.0	0.0	0.0
Aid to Organizations and Individuals	0.0	0.0	0.0	0.0
Other Operating Expenses	0.0	0.0	34.0	34.0
Equipment	0.0	0.0	0.0	0.0
Capital Outlay	0.0	0.0	0.0	0.0
Debt Service	0.0	0.0	0.0	0.0
Cost Allocation	0.0	0.0	0.0	0.0
Transfers	0.0	0.0	0.0	0.0

<b>Expenditure Categories Total:</b>	216.3	0.0	514.0	514.0
--------------------------------------	-------	-----	-------	-------

<b>Fund CC2172-A Total:</b>	216.3	0.0	514.0	514.0
-----------------------------	-------	-----	-------	-------

## Program Group Summary of Expenditures and Budget Request for Selected Funds

<b>Agency:</b>	Corporation Commission
<b>Program:</b>	Information Technology

	FY 2019 Actual	FY 2020 Expd. Plan	FY 2021 Fund. Issue	FY 2021 Total Request
--	-------------------	-----------------------	------------------------	--------------------------

<b>Fund:</b>	CC2333-A Public Access Fund (Appropriated)
--------------	--------------------------------------------

### Program Expenditures

COST CENTER/PROGRAM BUDGET UNIT					
9-1	Information Technology	2,024.9	2,449.0	0.0	2,449.0
9-2	SLI Corp. Filings, Same Day Service	0.0	0.0	0.0	0.0
Total		2,024.9	2,449.0	0.0	2,449.0

### Appropriated Funding

#### Expenditure Categories

FTE Positions		13.0	17.0	0.0	17.0
Personal Services		953.3	1,296.0	0.0	1,296.0
Employee Related Expenses		398.0	495.6	0.0	495.6
Professional and Outside Services		0.0	104.0	0.0	104.0
Travel In-State		0.1	1.6	0.0	1.6
Travel Out of State		0.0	1.5	0.0	1.5
Food		0.0	0.0	0.0	0.0
Aid to Organizations and Individuals		0.0	0.0	0.0	0.0
Other Operating Expenses		572.2	431.2	0.0	431.2
Equipment		101.3	119.1	0.0	119.1
Capital Outlay		0.0	0.0	0.0	0.0
Debt Service		0.0	0.0	0.0	0.0
Cost Allocation		0.0	0.0	0.0	0.0
Transfers		0.0	0.0	0.0	0.0

<b>Expenditure Categories Total:</b>	2,024.9	2,449.0	0.0	2,449.0
--------------------------------------	---------	---------	-----	---------

<b>Fund CC2333-A Total:</b>	2,024.9	2,449.0	0.0	2,449.0
-----------------------------	---------	---------	-----	---------

<b>Program 9 Total:</b>	2,241.2	2,449.0	514.0	2,963.0
-------------------------	---------	---------	-------	---------



## Program Budget Unit Summary of Expenditures and Budget Request for All Funds

<b>Agency:</b>	Corporation Commission
<b>Program:</b>	Information Technology

Expenditure Categories	FY 2019 Actual	FY 2020 Expd. Plan	FY 2021 Fund. Issue	FY 2021 Total Request
0000 FTE	16.0	17.0	0.0	17.0
6000 Personal Services	1,169.6	1,296.0	400.0	1,696.0
6100 Employee Related Expenses	398.0	495.6	80.0	575.6
6200 Professional and Outside Services	0.0	104.0	0.0	104.0
6500 Travel In-State	0.1	1.6	0.0	1.6
6600 Travel Out of State	0.0	1.5	0.0	1.5
6700 Food	0.0	0.0	0.0	0.0
6800 Aid to Organizations and Individuals	0.0	0.0	0.0	0.0
7000 Other Operating Expenses	572.2	431.2	34.0	465.2
8000 Equipment	101.3	119.1	0.0	119.1
8100 Capital Outlay	0.0	0.0	0.0	0.0
8600 Debt Service	0.0	0.0	0.0	0.0
9000 Cost Allocation	0.0	0.0	0.0	0.0
9100 Transfers	0.0	0.0	0.0	0.0
<b>Expenditure Categories Total:</b>	2,241.2	2,449.0	514.0	2,963.0
<b>Fund Source</b>				
<b>Appropriated Funds</b>				
CC2172-A Utility Regulation Revolving (Appropriated)	216.3	0.0	514.0	514.0
CC2333-A Public Access Fund (Appropriated)	2,024.9	2,449.0	0.0	2,449.0
	2,241.2	2,449.0	514.0	2,963.0
<b>Fund Source Total:</b>	2,241.2	2,449.0	514.0	2,963.0

## Program Budget Unit Summary of Expenditures and Budget Request for All Funds

<b>Agency:</b>	Corporation Commission
<b>Program:</b>	SLI Corp. Filings, Same Day Service

Expenditure Categories	FY 2019 Actual	FY 2020 Expd. Plan	FY 2021 Fund. Issue	FY 2021 Total Request
0000 FTE	0.0	0.0	0.0	0.0
6000 Personal Services	0.0	0.0	0.0	0.0
6100 Employee Related Expenses	0.0	0.0	0.0	0.0
6200 Professional and Outside Services	0.0	0.0	0.0	0.0
6500 Travel In-State	0.0	0.0	0.0	0.0
6600 Travel Out of State	0.0	0.0	0.0	0.0
6700 Food	0.0	0.0	0.0	0.0
6800 Aid to Organizations and Individuals	0.0	0.0	0.0	0.0
7000 Other Operating Expenses	0.0	0.0	0.0	0.0
8000 Equipment	0.0	0.0	0.0	0.0
8100 Capital Outlay	0.0	0.0	0.0	0.0
8600 Debt Service	0.0	0.0	0.0	0.0
9000 Cost Allocation	0.0	0.0	0.0	0.0
9100 Transfers	0.0	0.0	0.0	0.0
<b>Expenditure Categories Total:</b>	0.0	0.0	0.0	0.0
<b>Fund Source</b>				
<b>Appropriated Funds</b>				
CC2333-A Public Access Fund (Appropriated)	0.0	0.0	0.0	0.0
	0.0	0.0	0.0	0.0
<b>Fund Source Total:</b>	0.0	0.0	0.0	0.0

## Program Budget Unit Summary of Expenditures and Budget Request for Selected Funds

**Agency:** Corporation Commission

FY 2019 Actual	FY 2020 Expd. Plan	FY 2021 Fund. Issue	FY 2021 Total Request
-------------------	-----------------------	------------------------	--------------------------

**Program:** Information Technology

**Fund:** CC2172-A Utility Regulation Revolving

**Appropriated**

0000	FTE	3.0	0.0	0.0	0.0
6000	Personal Services	216.3	0.0	400.0	400.0
6100	Employee Related Expenses	0.0	0.0	80.0	80.0
6200	Professional and Outside Services	0.0	0.0	0.0	0.0
6500	Travel In-State	0.0	0.0	0.0	0.0
6600	Travel Out of State	0.0	0.0	0.0	0.0
6700	Food	0.0	0.0	0.0	0.0
6800	Aid to Organizations and Individuals	0.0	0.0	0.0	0.0
7000	Other Operating Expenses	0.0	0.0	34.0	34.0
8000	Equipment	0.0	0.0	0.0	0.0
8100	Capital Outlay	0.0	0.0	0.0	0.0
8600	Debt Service	0.0	0.0	0.0	0.0
9000	Cost Allocation	0.0	0.0	0.0	0.0
9100	Transfers	0.0	0.0	0.0	0.0
<b>Appropriated Total:</b>		216.3	0.0	514.0	514.0

**Fund Total:** 216.3 0.0 514.0 514.0

**Fund:** CC2333-A Public Access Fund

**Appropriated**

0000	FTE	13.0	17.0	0.0	17.0
6000	Personal Services	953.3	1,296.0	0.0	1,296.0
6100	Employee Related Expenses	398.0	495.6	0.0	495.6
6200	Professional and Outside Services	0.0	104.0	0.0	104.0
6500	Travel In-State	0.1	1.6	0.0	1.6
6600	Travel Out of State	0.0	1.5	0.0	1.5
6700	Food	0.0	0.0	0.0	0.0
6800	Aid to Organizations and Individuals	0.0	0.0	0.0	0.0
7000	Other Operating Expenses	572.2	431.2	0.0	431.2
8000	Equipment	101.3	119.1	0.0	119.1
8100	Capital Outlay	0.0	0.0	0.0	0.0

## Program Budget Unit Summary of Expenditures and Budget Request for Selected Funds

<b>Agency:</b>	Corporation Commission			
	<b>FY 2019</b>	<b>FY 2020</b>	<b>FY 2021</b>	<b>FY 2021</b>
	<b>Actual</b>	<b>Expd. Plan</b>	<b>Fund. Issue</b>	<b>Total Request</b>
<b>Program:</b>	Information Technology			
<b>Fund:</b>	CC2333-A Public Access Fund			
	<b>Appropriated</b>			
8600 Debt Service	0.0	0.0	0.0	0.0
9000 Cost Allocation	0.0	0.0	0.0	0.0
9100 Transfers	0.0	0.0	0.0	0.0
<b>Appropriated Total:</b>	2,024.9	2,449.0	0.0	2,449.0
<b>Fund Total:</b>	2,024.9	2,449.0	0.0	2,449.0
<b>Program Total For Selected Funds:</b>	2,241.2	2,449.0	514.0	2,963.0

## Program Budget Unit Summary of Expenditures and Budget Request for Selected Funds

<b>Agency:</b> Corporation Commission					
		<b>FY 2019</b>	<b>FY 2020</b>	<b>FY 2021</b>	<b>FY 2021</b>
		<b>Actual</b>	<b>Expd. Plan</b>	<b>Fund. Issue</b>	<b>Total Request</b>
<b>Program:</b> SLI Corp. Filings, Same Day Service					
<b>Fund:</b> CC2333-A Public Access Fund					
<b>Appropriated</b>					
0000	FTE	0.0	0.0	0.0	0.0
6000	Personal Services	0.0	0.0	0.0	0.0
6100	Employee Related Expenses	0.0	0.0	0.0	0.0
6200	Professional and Outside Services	0.0	0.0	0.0	0.0
6500	Travel In-State	0.0	0.0	0.0	0.0
6600	Travel Out of State	0.0	0.0	0.0	0.0
6700	Food	0.0	0.0	0.0	0.0
6800	Aid to Organizations and Individuals	0.0	0.0	0.0	0.0
7000	Other Operating Expenses	0.0	0.0	0.0	0.0
8000	Equipment	0.0	0.0	0.0	0.0
8100	Capital Outlay	0.0	0.0	0.0	0.0
8600	Debt Service	0.0	0.0	0.0	0.0
9000	Cost Allocation	0.0	0.0	0.0	0.0
9100	Transfers	0.0	0.0	0.0	0.0
<b>Appropriated Total:</b>		0.0	0.0	0.0	0.0
<b>Fund Total:</b>		0.0	0.0	0.0	0.0
<b>Program Total For Selected Funds:</b>		0.0	0.0	0.0	0.0

## Program Expenditure Schedule

<b>Agency:</b>	<b>Corporation Commission</b>
<b>Program:</b>	<b>Information Technology</b>

	FY 2019 Actual	FY 2020 Expd. Plan
FTE	16.0	17.0
<b>Expenditure Category Total</b>	<b>16.0</b>	<b>17.0</b>
<b>Appropriated</b>		
CC2172-A Utility Regulation Revolving (Appropriated)	3.0	0.0
CC2333-A Public Access Fund (Appropriated)	13.0	17.0
<b>Fund Source Total</b>	<b>16.0</b>	<b>17.0</b>
<hr/>		
Personal Services	1,169.6	1,296.0
Boards and Commissions	0.0	0.0
<b>Expenditure Category Total</b>	<b>1,169.6</b>	<b>1,296.0</b>
<b>Appropriated</b>		
CC2172-A Utility Regulation Revolving (Appropriated)	216.3	0.0
CC2333-A Public Access Fund (Appropriated)	953.3	1,296.0
<b>Fund Source Total</b>	<b>1,169.6</b>	<b>1,296.0</b>
<hr/>		
Employee Related Expenses	398.0	495.6
<b>Expenditure Category Total</b>	<b>398.0</b>	<b>495.6</b>
<b>Appropriated</b>		
CC2333-A Public Access Fund (Appropriated)	398.0	495.6
<b>Fund Source Total</b>	<b>398.0</b>	<b>495.6</b>
<hr/>		
Professional and Outside Services		104.0
External Prof/Outside Serv Budg And Appn	0.0	
External Investment Services	0.0	
Other External Financial Services	0.0	
Attorney General Legal Services	0.0	
External Legal Services	0.0	
External Engineer/Architect Cost - Exp	0.0	
External Engineer/Architect Cost- Cap	0.0	
Other Design	0.0	
Temporary Agency Services	0.0	
Hospital Services	0.0	
Other Medical Services	0.0	
Institutional Care	0.0	
Education And Training	0.0	
Vendor Travel	0.0	
Professional & Outside Services Excluded from Cost Alloca	0.0	
Vendor Travel - Non Reportable	0.0	
External Telecom Consulting Services	0.0	
Costs related to those in custody of the State	0.0	
Non - Confidential Specialist Fees	0.0	
Confidential Specialist Fees	0.0	
Outside Actuarial Costs	0.0	
Other Professional And Outside Services	0.0	

## Program Expenditure Schedule

<b>Agency:</b>	<b>Corporation Commission</b>
<b>Program:</b>	<b>Information Technology</b>

	FY 2019 Actual	FY 2020 Expd. Plan
<b>Expenditure Category Total</b>	<b>0.0</b>	<b>104.0</b>
<b>Appropriated</b>		
CC2333-A Public Access Fund (Appropriated)	0.0	104.0
<b>Fund Source Total</b>	<b>0.0</b>	<b>104.0</b>
<hr/>		
Travel In-State	0.1	1.6
<b>Expenditure Category Total</b>	<b>0.1</b>	<b>1.6</b>
<b>Appropriated</b>		
CC2333-A Public Access Fund (Appropriated)	0.1	1.6
<b>Fund Source Total</b>	<b>0.1</b>	<b>1.6</b>
<hr/>		
Travel Out of State	0.0	1.5
<b>Expenditure Category Total</b>	<b>0.0</b>	<b>1.5</b>
<b>Appropriated</b>		
CC2333-A Public Access Fund (Appropriated)	0.0	1.5
<b>Fund Source Total</b>	<b>0.0</b>	<b>1.5</b>
<hr/>		
Food	0.0	0.0
<b>Expenditure Category Total</b>	<b>0.0</b>	<b>0.0</b>
<hr/>		
Aid to Organizations and Individuals	0.0	0.0
<b>Expenditure Category Total</b>	<b>0.0</b>	<b>0.0</b>
<hr/>		
Other Operating Expenses		431.2
Other Operating Expenditures Budg Approp	0.0	
Other Operating Expenditures Excluded from Cost Allocati	0.0	
Risk Management Charges To State Agency	9.6	
Risk Management Deductible - Indemnity	0.0	
Risk Management Deductible - Legal	0.0	
Risk Management Deductible - Medical	0.0	
Risk Management Deductible - Other	0.0	
Gen Liab- Non Physical-Taxable- Self Ins	0.0	
Gross Proceeds Payments To Attorneys	0.0	
General Liability- Non-Taxable- Self Ins	0.0	
Medical Malpractice - Self-Insured	0.0	
Automobile Liability - Self Insured	0.0	
General Property Damage - Self- Insured	0.0	
Automobile Physical Damage-Self Insured	0.0	
Liability Insurance Premiums	0.0	
Property Insurance Premiums	0.0	
Workers Compensation Benefit Payments	0.0	
Self Insurance - Administrative Fees	0.0	
Self Insurance - Premiums	0.0	
Self Insurance - Claim Payments	0.0	
Self Insurance - Pharmacy Claims	0.0	
Premium Tax On Altcs	0.0	

## Program Expenditure Schedule

<b>Agency:</b>	<b>Corporation Commission</b>
<b>Program:</b>	<b>Information Technology</b>

	FY 2019 Actual	FY 2020 Expd. Plan
Other Insurance-Related Charges	0.0	
Internal Service Data Processing	3.1	
Internal Service Data Proc- Pc/Lan	0.0	
External Programming-Mainframe/Legacy	75.0	
External Programming- Pc/Lan/Serv/Web	0.0	
External Data Entry	0.0	
Othr External Data Proc-Mainframe/Legacy	0.0	
Othr External Data Proc-Pc/Lan/Serv/Web	38.8	
Pmt for AFIS Development & Usage	1.0	
Internal Service Telecommunications	0.0	
External Telecom Long Distance-In-State	18.7	
External Telecom Long Distance-Out-State	0.0	
Other External Telecommunication Service	0.0	
Electricity	0.0	
Sanitation Waste Disposal	0.0	
Water	0.0	
Gas And Fuel Oil For Buildings	0.0	
Other Utilities	0.0	
Building Rent Charges To State Agencies	110.8	
Priv Lease To Own Bld Rent Chrgs To Agy	0.0	
Cert Of Part Bld Rent Chrgs To Agy	0.0	
Rental Of Land And Buildings	0.0	
Rental Of Computer Equipment	0.0	
Rental Of Other Machinery And Equipment	0.0	
Miscellaneous Rent	0.0	
Interest On Overdue Payments	0.0	
All Other Interest Payments	0.0	
Internal Acct/Budg/Financial Svcs	0.0	
Other Internal Services	0.0	
Repair And Maintenance - Buildings	1.4	
Repair And Maintenance - Vehicles	0.0	
Repair And Maint - Mainframe And Legacy	2.0	
Repair And Maint-Pc/Lan/Serv/Web	0.0	
Repair And Maintenance - Other Equipment	5.3	
Other Repair And Maintenance	0.0	
Software Support And Maintenance	242.7	
Uniforms	0.0	
Inmate Clothing	0.0	
Security Supplies	0.0	
Office Supplies	1.5	
Computer Supplies	11.3	
Housekeeping Supplies	0.0	
Bedding And Bath Supplies	0.0	
Drugs And Medicine Supplies	0.0	
Medical Supplies	0.0	
Dental Supplies	0.0	
Automotive And Transportation Fuels	0.0	
Automotive Lubricants And Supplies	0.0	
Rpr And Maint Supplies-Not Auto Or Build	0.0	
Repair And Maintenance Supplies-Building	0.0	
Other Operating Supplies	0.3	



## Program Expenditure Schedule

<b>Agency:</b>	<b>Corporation Commission</b>
<b>Program:</b>	<b>Information Technology</b>

	FY 2019 Actual	FY 2020 Expd. Plan
Publications	0.0	
Aggregate Withheld Or Paid Commissions	0.0	
Lottery Prizes	0.0	
Lottery Distribution Costs	0.0	
Material for Further Processing	0.0	
Other Resale Supplies	0.0	
Loss On Sales Of Capital Assets	0.0	
Loss on Sales of Investments	0.0	
Employee Tuition Reimbursement-Graduate	0.0	
Employee Tuition Reimb Under-Grad/Other	1.3	
Conference Registration-Attendance Fees	0.0	
Other Education And Training Costs	40.0	
Advertising	0.0	
Sponsorships	0.0	
Internal Printing	0.1	
External Printing	0.0	
Photography	0.0	
Postage And Delivery	0.0	
Document shredding and Destruction Services	0.0	
Translation and Sign Language Services	0.0	
Distribution To State Universities	0.0	
Other Intrastate Distributions	0.0	
Awards	0.0	
Entertainment And Promotional Items	0.0	
Dues	0.0	
Books- Subscriptions And Publications	0.8	
Costs For Digital Image Or Microfilm	0.0	
Revolving Fund Advances	0.0	
Credit Card Fees Over Approved Limit	0.0	
Relief Bill Expenditures	0.0	
Surplus Property Distr To State Agencies	0.0	
Security Services	8.4	
Judgments - Damages	0.0	
ICA Payments to Claimants Confidential	0.0	
Jdgmnt-Confidential Restitution To Indiv	0.0	
Judgments - Non-Confidential Restitution	0.0	
Judgments - Punitive And Compensatory	0.0	
Pmts Made to Resolve/Disputes/Avoid Costs of Litigation	0.0	
Pmts For Contracted State Inmate Labor	0.1	
Payments To State Inmates	0.0	
Bad Debt Expense	0.0	
Interview Expense	0.0	
Employee Relocations-Nontaxable	0.0	
Employee Relocations-Taxable	0.0	
Non-Confidential Invest/Legal/Law Enf	0.0	
Conf/Sensitive Invest/Legal/Undercover	0.0	
Fingerprinting, Background Checks, Etc.	0.0	
Other Miscellaneous Operating	0.0	

## Program Expenditure Schedule

<b>Agency:</b>	<b>Corporation Commission</b>
<b>Program:</b>	<b>Information Technology</b>

	FY 2019 Actual	FY 2020 Expd. Plan
<b>Expenditure Category Total</b>	<b>572.2</b>	<b>431.2</b>
<b>Appropriated</b>		
CC2333-A Public Access Fund (Appropriated)	572.2	431.2
<b>Fund Source Total</b>	<b>572.2</b>	<b>431.2</b>
<hr/>		
Current Year Expenditures		119.1
Capital Equipment Budget And Approp	0.0	
Vehicles Capital Purchase	0.0	
Vehicles Capital Leases	0.0	
Furniture Capital Purchase	0.0	
Depreciable Works Of Art & Hist Treas/Coll Capital Purcha	0.0	
Non Depr Works Of Art & Hist Treas/Coll Cap Purchase	0.0	
Furniture Capital Leases	0.0	
Computer Equipment Capital Purchase	38.2	
Computer Equipment Capital Lease	0.0	
Telecommunication Equip-Capital Purchase	0.0	
Telecommunication Equip-Capital Lease	0.0	
Other Equipment Capital Purchase	0.0	
Other Equipment Capital Leases	0.0	
Purchased Or Licensed Software-Website	0.0	
Internally Generated Software-Website	0.0	
Development in Progress	0.0	
Right-Of-Way/Easement/Extraction Rights	0.0	
Oth Int Assets purchased, licensed or internally generate	0.0	
Other intangible assets acquired by capital lease	0.0	
Other Capital Asset Purchases	0.0	
Leasehold Improvement-Capital Purchase	0.0	
Other Capital Asset Leases	0.0	
Non-Capital Equip Budget And Approp	0.0	
Vehicles Non-Capital Purchase	0.0	
Vehicles Non-Capital Leases	0.0	
Furniture Non-Capital Purchase	0.0	
Works Of Art And Hist Treas-Non Capital	0.0	
Furniture Non-Capital Leases	0.0	
Computer Equipment Non-Capital Purchase	48.6	
Computer Equipment Non-Capital Lease	0.0	
Telecomm Equip Non-Capital Purchase	0.0	
Telecomm Equip Non-Capital Leases	0.0	
Other Equipment Non-Capital Purchase	2.7	
Weapons Non-Capital Purchase	0.0	
Other Equipment Non-Capital Lease	0.0	
Purchased Or Licensed Software/Website	11.8	
Internally Generated Software/Website	0.0	
LICENSES AND PERMITS	0.0	
Right-Of-Way/Easement/Extraction Exp	0.0	
Other Intangible Assets - Purchased, Licensed or Internall	0.0	
Noncapital Software/Web By Capital Lease	0.0	
Other Intangible Assets Acquired by Capital Lease	0.0	
Other Long Lived Tangible Assets to be Expenses	0.0	
Non-Capital Equipment Excluded from Cost Allocation	0.0	

## Program Expenditure Schedule

<b>Agency:</b>	Corporation Commission
<b>Program:</b>	Information Technology

	FY 2019 Actual	FY 2020 Expd. Plan
<b>Expenditure Category Total</b>	<b>101.3</b>	<b>119.1</b>
<b>Appropriated</b>		
CC2333-A Public Access Fund (Appropriated)	101.3	119.1
<b>Fund Source Total</b>	<b>101.3</b>	<b>119.1</b>
<hr/>		
Capital Outlay	0.0	0.0
<b>Expenditure Category Total</b>	<b>0.0</b>	<b>0.0</b>
<hr/>		
Debt Service	0.0	0.0
<b>Expenditure Category Total</b>	<b>0.0</b>	<b>0.0</b>
<hr/>		
Cost Allocation	0.0	0.0
<b>Expenditure Category Total</b>	<b>0.0</b>	<b>0.0</b>
<hr/>		
Transfers	0.0	0.0
<b>Expenditure Category Total</b>	<b>0.0</b>	<b>0.0</b>

<b>Employee Retirement Coverage</b>			
<b>Retirement System</b>	<b>FTE</b>	<b>Personal Services</b>	<b>Fund#</b>
Arizona State Retirement System	17.0	1,296.0	CC2333-A

<b>Combined Regular &amp; Elected Positions At/Above FICA Maximum of \$128,400</b>		
<b>Total FTE</b>	<b>Personal Services</b>	<b>FTE's not eligible for Health, Dental &amp; Life</b>
0.0	0.0	0.0

## Program Expenditure Schedule

<b>Agency:</b>	<b>Corporation Commission</b>
<b>Program:</b>	<b>SLI Corp. Filings, Same Day Service</b>

	FY 2019 Actual	FY 2020 Expd. Plan
FTE	0.0	0.0
<b>Expenditure Category Total</b>	<b>0.0</b>	<b>0.0</b>
<b>Appropriated</b>		
CC2333-A Public Access Fund (Appropriated)	0.0	0.0
<b>Fund Source Total</b>	<b>0.0</b>	<b>0.0</b>
<hr/>		
Personal Services	0.0	0.0
Boards and Commissions	0.0	0.0
<b>Expenditure Category Total</b>	<b>0.0</b>	<b>0.0</b>
<hr/>		
Employee Related Expenses	0.0	0.0
<b>Expenditure Category Total</b>	<b>0.0</b>	<b>0.0</b>
<b>Appropriated</b>		
CC2333-A Public Access Fund (Appropriated)	0.0	0.0
<b>Fund Source Total</b>	<b>0.0</b>	<b>0.0</b>
<hr/>		
Professional and Outside Services		0.0
External Prof/Outside Serv Budg And Appn	0.0	
External Investment Services	0.0	
Other External Financial Services	0.0	
Attorney General Legal Services	0.0	
External Legal Services	0.0	
External Engineer/Architect Cost - Exp	0.0	
External Engineer/Architect Cost- Cap	0.0	
Other Design	0.0	
Temporary Agency Services	0.0	
Hospital Services	0.0	
Other Medical Services	0.0	
Institutional Care	0.0	
Education And Training	0.0	
Vendor Travel	0.0	
Professional & Outside Services Excluded from Cost Alloca	0.0	
Vendor Travel - Non Reportable	0.0	
External Telecom Consulting Services	0.0	
Costs related to those in custody of the State	0.0	
Non - Confidential Specialist Fees	0.0	
Confidential Specialist Fees	0.0	
Outside Actuarial Costs	0.0	
Other Professional And Outside Services	0.0	
<b>Expenditure Category Total</b>	<b>0.0</b>	<b>0.0</b>
<b>Appropriated</b>		
CC2333-A Public Access Fund (Appropriated)	0.0	0.0
<b>Fund Source Total</b>	<b>0.0</b>	<b>0.0</b>
<hr/>		
Travel In-State	0.0	0.0

## Program Expenditure Schedule

<b>Agency:</b>	<b>Corporation Commission</b>
<b>Program:</b>	<b>SLI Corp. Filings, Same Day Service</b>

	FY 2019 Actual	FY 2020 Expd. Plan
<b>Expenditure Category Total</b>	<b>0.0</b>	<b>0.0</b>
<b>Appropriated</b>		
CC2333-A Public Access Fund (Appropriated)	0.0	0.0
<b>Fund Source Total</b>	<b>0.0</b>	<b>0.0</b>
<hr/>		
Travel Out of State	0.0	0.0
<b>Expenditure Category Total</b>	<b>0.0</b>	<b>0.0</b>
<b>Appropriated</b>		
CC2333-A Public Access Fund (Appropriated)	0.0	0.0
<b>Fund Source Total</b>	<b>0.0</b>	<b>0.0</b>
<hr/>		
Food	0.0	0.0
<b>Expenditure Category Total</b>	<b>0.0</b>	<b>0.0</b>
<b>Appropriated</b>		
CC2333-A Public Access Fund (Appropriated)	0.0	0.0
<b>Fund Source Total</b>	<b>0.0</b>	<b>0.0</b>
<hr/>		
Aid to Organizations and Individuals	0.0	0.0
<b>Expenditure Category Total</b>	<b>0.0</b>	<b>0.0</b>
<b>Appropriated</b>		
CC2333-A Public Access Fund (Appropriated)	0.0	0.0
<b>Fund Source Total</b>	<b>0.0</b>	<b>0.0</b>
<hr/>		
Other Operating Expenses		0.0
Other Operating Expenditures Budg Approp	0.0	
Other Operating Expenditures Excluded from Cost Allocati	0.0	
Risk Management Charges To State Agency	0.0	
Risk Management Deductible - Indemnity	0.0	
Risk Management Deductible - Legal	0.0	
Risk Management Deductible - Medical	0.0	
Risk Management Deductible - Other	0.0	
Gen Liab- Non Physical-Taxable- Self Ins	0.0	
Gross Proceeds Payments To Attorneys	0.0	
General Liability- Non-Taxable- Self Ins	0.0	
Medical Malpractice - Self-Insured	0.0	
Automobile Liability - Self Insured	0.0	
General Property Damage - Self- Insured	0.0	
Automobile Physical Damage-Self Insured	0.0	
Liability Insurance Premiums	0.0	
Property Insurance Premiums	0.0	
Workers Compensation Benefit Payments	0.0	
Self Insurance - Administrative Fees	0.0	
Self Insurance - Premiums	0.0	
Self Insurance - Claim Payments	0.0	
Self Insurance - Pharmacy Claims	0.0	
Premium Tax On Altcs	0.0	

## Program Expenditure Schedule

<b>Agency:</b>	<b>Corporation Commission</b>
<b>Program:</b>	<b>SLI Corp. Filings, Same Day Service</b>

	FY 2019 Actual	FY 2020 Expd. Plan
Other Insurance-Related Charges	0.0	
Internal Service Data Processing	0.0	
Internal Service Data Proc- Pc/Lan	0.0	
External Programming-Mainframe/Legacy	0.0	
External Programming- Pc/Lan/Serv/Web	0.0	
External Data Entry	0.0	
Othr External Data Proc-Mainframe/Legacy	0.0	
Othr External Data Proc-Pc/Lan/Serv/Web	0.0	
Pmt for AFIS Development & Usage	0.0	
Internal Service Telecommunications	0.0	
External Telecom Long Distance-In-State	0.0	
External Telecom Long Distance-Out-State	0.0	
Other External Telecommunication Service	0.0	
Electricity	0.0	
Sanitation Waste Disposal	0.0	
Water	0.0	
Gas And Fuel Oil For Buildings	0.0	
Other Utilities	0.0	
Building Rent Charges To State Agencies	0.0	
Priv Lease To Own Bld Rent Chrgs To Agy	0.0	
Cert Of Part Bld Rent Chrgs To Agy	0.0	
Rental Of Land And Buildings	0.0	
Rental Of Computer Equipment	0.0	
Rental Of Other Machinery And Equipment	0.0	
Miscellaneous Rent	0.0	
Interest On Overdue Payments	0.0	
All Other Interest Payments	0.0	
Internal Acct/Budg/Financial Svcs	0.0	
Other Internal Services	0.0	
Repair And Maintenance - Buildings	0.0	
Repair And Maintenance - Vehicles	0.0	
Repair And Maint - Mainframe And Legacy	0.0	
Repair And Maint-Pc/Lan/Serv/Web	0.0	
Repair And Maintenance - Other Equipment	0.0	
Other Repair And Maintenance	0.0	
Software Support And Maintenance	0.0	
Uniforms	0.0	
Inmate Clothing	0.0	
Security Supplies	0.0	
Office Supplies	0.0	
Computer Supplies	0.0	
Housekeeping Supplies	0.0	
Bedding And Bath Supplies	0.0	
Drugs And Medicine Supplies	0.0	
Medical Supplies	0.0	
Dental Supplies	0.0	
Automotive And Transportation Fuels	0.0	
Automotive Lubricants And Supplies	0.0	
Rpr And Maint Supplies-Not Auto Or Build	0.0	
Repair And Maintenance Supplies-Building	0.0	
Other Operating Supplies	0.0	

## Program Expenditure Schedule

<b>Agency:</b>	<b>Corporation Commission</b>
<b>Program:</b>	<b>SLI Corp. Filings, Same Day Service</b>

	FY 2019 Actual	FY 2020 Expd. Plan
Publications	0.0	
Aggregate Withheld Or Paid Commissions	0.0	
Lottery Prizes	0.0	
Lottery Distribution Costs	0.0	
Material for Further Processing	0.0	
Other Resale Supplies	0.0	
Loss On Sales Of Capital Assets	0.0	
Loss on Sales of Investments	0.0	
Employee Tuition Reimbursement-Graduate	0.0	
Employee Tuition Reimb Under-Grad/Other	0.0	
Conference Registration-Attendance Fees	0.0	
Other Education And Training Costs	0.0	
Advertising	0.0	
Sponsorships	0.0	
Internal Printing	0.0	
External Printing	0.0	
Photography	0.0	
Postage And Delivery	0.0	
Document shredding and Destruction Services	0.0	
Translation and Sign Language Services	0.0	
Distribution To State Universities	0.0	
Other Intrastate Distributions	0.0	
Awards	0.0	
Entertainment And Promotional Items	0.0	
Dues	0.0	
Books- Subscriptions And Publications	0.0	
Costs For Digital Image Or Microfilm	0.0	
Revolving Fund Advances	0.0	
Credit Card Fees Over Approved Limit	0.0	
Relief Bill Expenditures	0.0	
Surplus Property Distr To State Agencies	0.0	
Security Services	0.0	
Judgments - Damages	0.0	
ICA Payments to Claimants Confidential	0.0	
Jdgmnt-Confidential Restitution To Indiv	0.0	
Judgments - Non-Confidential Restitution	0.0	
Judgments - Punitive And Compensatory	0.0	
Pmts Made to Resolve/Disputes/Avoid Costs of Litigation	0.0	
Pmts For Contracted State Inmate Labor	0.0	
Payments To State Inmates	0.0	
Bad Debt Expense	0.0	
Interview Expense	0.0	
Employee Relocations-Nontaxable	0.0	
Employee Relocations-Taxable	0.0	
Non-Confidential Invest/Legal/Law Enf	0.0	
Conf/Sensitive Invest/Legal/Undercover	0.0	
Fingerprinting, Background Checks, Etc.	0.0	
Other Miscellaneous Operating	0.0	

## Program Expenditure Schedule

<b>Agency:</b>	<b>Corporation Commission</b>
<b>Program:</b>	<b>SLI Corp. Filings, Same Day Service</b>

	FY 2019 Actual	FY 2020 Expd. Plan
<b>Expenditure Category Total</b>	<b>0.0</b>	<b>0.0</b>
<b>Appropriated</b>		
CC2333-A Public Access Fund (Appropriated)	0.0	0.0
<b>Fund Source Total</b>	<b>0.0</b>	<b>0.0</b>
<hr/>		
Current Year Expenditures		0.0
Capital Equipment Budget And Approp	0.0	
Vehicles Capital Purchase	0.0	
Vehicles Capital Leases	0.0	
Furniture Capital Purchase	0.0	
Depreciable Works Of Art & Hist Treas/Coll Capital Purcha	0.0	
Non Depr Works Of Art & Hist Treas/Coll Cap Purchase	0.0	
Furniture Capital Leases	0.0	
Computer Equipment Capital Purchase	0.0	
Computer Equipment Capital Lease	0.0	
Telecommunication Equip-Capital Purchase	0.0	
Telecommunication Equip-Capital Lease	0.0	
Other Equipment Capital Purchase	0.0	
Other Equipment Capital Leases	0.0	
Purchased Or Licensed Software-Website	0.0	
Internally Generated Software-Website	0.0	
Development in Progress	0.0	
Right-Of-Way/Easement/Extraction Rights	0.0	
Oth Int Assets purchased, licensed or internally generate	0.0	
Other intangible assets acquired by capital lease	0.0	
Other Capital Asset Purchases	0.0	
Leasehold Improvement-Capital Purchase	0.0	
Other Capital Asset Leases	0.0	
Non-Capital Equip Budget And Approp	0.0	
Vehicles Non-Capital Purchase	0.0	
Vehicles Non-Capital Leases	0.0	
Furniture Non-Capital Purchase	0.0	
Works Of Art And Hist Treas-Non Capital	0.0	
Furniture Non-Capital Leases	0.0	
Computer Equipment Non-Capital Purchase	0.0	
Computer Equipment Non-Capital Lease	0.0	
Telecomm Equip Non-Capital Purchase	0.0	
Telecomm Equip Non-Capital Leases	0.0	
Other Equipment Non-Capital Purchase	0.0	
Weapons Non-Capital Purchase	0.0	
Other Equipment Non-Capital Lease	0.0	
Purchased Or Licensed Software/Website	0.0	
Internally Generated Software/Website	0.0	
LICENSES AND PERMITS	0.0	
Right-Of-Way/Easement/Extraction Exp	0.0	
Other Intangible Assets - Purchased, Licensed or Internall	0.0	
Noncapital Software/Web By Capital Lease	0.0	
Other Intangible Assets Acquired by Capital Lease	0.0	
Other Long Lived Tangible Assets to be Expenses	0.0	
Non-Capital Equipment Excluded from Cost Allocation	0.0	



## Program Expenditure Schedule

<b>Agency:</b>	Corporation Commission
<b>Program:</b>	SLI Corp. Filings, Same Day Service

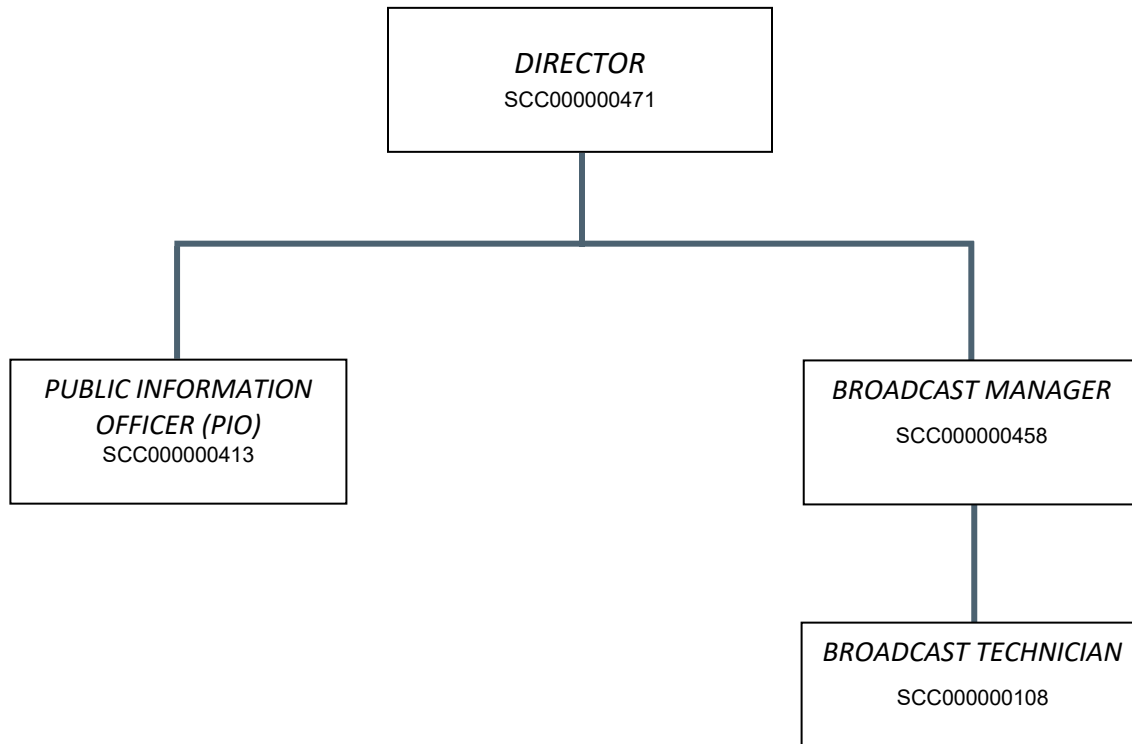
	FY 2019 Actual	FY 2020 Expd. Plan
<b>Expenditure Category Total</b>	<b>0.0</b>	<b>0.0</b>
<b>Appropriated</b>		
CC2333-A Public Access Fund (Appropriated)	0.0	0.0
<b>Fund Source Total</b>	<b>0.0</b>	<b>0.0</b>
<hr/>		
Capital Outlay	0.0	0.0
<b>Expenditure Category Total</b>	<b>0.0</b>	<b>0.0</b>
<b>Appropriated</b>		
CC2333-A Public Access Fund (Appropriated)	0.0	0.0
<b>Fund Source Total</b>	<b>0.0</b>	<b>0.0</b>
<hr/>		
Debt Service	0.0	0.0
<b>Expenditure Category Total</b>	<b>0.0</b>	<b>0.0</b>
<b>Appropriated</b>		
CC2333-A Public Access Fund (Appropriated)	0.0	0.0
<b>Fund Source Total</b>	<b>0.0</b>	<b>0.0</b>
<hr/>		
Cost Allocation	0.0	0.0
<b>Expenditure Category Total</b>	<b>0.0</b>	<b>0.0</b>
<b>Appropriated</b>		
CC2333-A Public Access Fund (Appropriated)	0.0	0.0
<b>Fund Source Total</b>	<b>0.0</b>	<b>0.0</b>
<hr/>		
Transfers	0.0	0.0
<b>Expenditure Category Total</b>	<b>0.0</b>	<b>0.0</b>
<b>Appropriated</b>		
CC2333-A Public Access Fund (Appropriated)	0.0	0.0
<b>Fund Source Total</b>	<b>0.0</b>	<b>0.0</b>

<b>Combined Regular &amp; Elected Positions At/Above FICA Maximum of \$128,400</b>
----------------------------------------------------------------------------------------

Total FTE	Personal Services	FTE's not eligible for Health, Dental & Life
0.0	0.0	0.0



# COMMUNICATIONS DIVISION



## Program Summary of Expenditures and Budget Request

<b>Agency:</b>	Corporation Commission
<b>Program:</b>	Communications

	FY 2019 Actual	FY 2020 Expd. Plan	FY 2021 Fund. Issue	FY 2021 Total Request
<b>Program Summary</b>				
10-1 Communications	592.6	551.6	0.0	551.6
<b>Program Summary Total:</b>	592.6	551.6	0.0	551.6
<b>Expenditure Categories</b>				
0000 FTE Positions	4.0	4.0	0.0	4.0
6000 Personal Services	308.9	290.7	0.0	290.7
6100 Employee Related Expenses	100.4	110.7	0.0	110.7
6200 Professional and Outside Services	38.8	25.0	0.0	25.0
6500 Travel In-State	0.4	4.5	0.0	4.5
6600 Travel Out of State	0.0	2.5	0.0	2.5
6700 Food	0.0	0.0	0.0	0.0
6800 Aid to Organizations and Individuals	0.0	0.0	0.0	0.0
7000 Other Operating Expenses	141.5	113.2	0.0	113.2
8000 Equipment	2.6	5.0	0.0	5.0
8100 Capital Outlay	0.0	0.0	0.0	0.0
8600 Debt Service	0.0	0.0	0.0	0.0
9000 Cost Allocation	0.0	0.0	0.0	0.0
9100 Transfers	0.0	0.0	0.0	0.0
<b>Expenditure Categories Total:</b>	592.6	551.6	0.0	551.6
<b>Fund Source</b>				
<b>Appropriated Funds</b>				
CC2172-A Utility Regulation Revolving (Appropriated)	592.6	0.0	0.0	0.0
CC2264-A Securities Regulatory & Enforcement (Appropriate)	0.0	551.6	0.0	551.6
<b>Fund Source Total:</b>	592.6	551.6	0.0	551.6

## Program Group Summary of Expenditures and Budget Request for Selected Funds

<b>Agency:</b>	Corporation Commission
<b>Program:</b>	Communications

		FY 2019 Actual	FY 2020 Expd. Plan	FY 2021 Fund. Issue	FY 2021 Total Request
<b>Fund: CC2172-A Utility Regulation Revolving (Appropriated)</b>					
<b>Program Expenditures</b>					
COST CENTER/PROGRAM BUDGET UNIT					
10-1	Communications	592.6	0.0	0.0	0.0
	Total	592.6	0.0	0.0	0.0
<b>Appropriated Funding</b>					
<b>Expenditure Categories</b>					
	FTE Positions	4.0	0.0	0.0	0.0
	Personal Services	308.9	0.0	0.0	0.0
	Employee Related Expenses	100.4	0.0	0.0	0.0
	Professional and Outside Services	38.8	0.0	0.0	0.0
	Travel In-State	0.4	0.0	0.0	0.0
	Travel Out of State	0.0	0.0	0.0	0.0
	Food	0.0	0.0	0.0	0.0
	Aid to Organizations and Individuals	0.0	0.0	0.0	0.0
	Other Operating Expenses	141.5	0.0	0.0	0.0
	Equipment	2.6	0.0	0.0	0.0
	Capital Outlay	0.0	0.0	0.0	0.0
	Debt Service	0.0	0.0	0.0	0.0
	Cost Allocation	0.0	0.0	0.0	0.0
	Transfers	0.0	0.0	0.0	0.0
<b>Expenditure Categories Total:</b>		592.6	0.0	0.0	0.0
<b>Fund CC2172-A Total:</b>		592.6	0.0	0.0	0.0

## Program Group Summary of Expenditures and Budget Request for Selected Funds

<b>Agency:</b>	Corporation Commission
<b>Program:</b>	Communications

		FY 2019 Actual	FY 2020 Expd. Plan	FY 2021 Fund. Issue	FY 2021 Total Request
<b>Fund: CC2264-A Securities Regulatory &amp; Enforcement (Appropriated)</b>					
<b>Program Expenditures</b>					
COST CENTER/PROGRAM BUDGET UNIT					
10-1	Communications	0.0	551.6	0.0	551.6
	Total	0.0	551.6	0.0	551.6
<b>Appropriated Funding</b>					
<b>Expenditure Categories</b>					
	FTE Positions	0.0	4.0	0.0	4.0
	Personal Services	0.0	290.7	0.0	290.7
	Employee Related Expenses	0.0	110.7	0.0	110.7
	Professional and Outside Services	0.0	25.0	0.0	25.0
	Travel In-State	0.0	4.5	0.0	4.5
	Travel Out of State	0.0	2.5	0.0	2.5
	Food	0.0	0.0	0.0	0.0
	Aid to Organizations and Individuals	0.0	0.0	0.0	0.0
	Other Operating Expenses	0.0	113.2	0.0	113.2
	Equipment	0.0	5.0	0.0	5.0
	Capital Outlay	0.0	0.0	0.0	0.0
	Debt Service	0.0	0.0	0.0	0.0
	Cost Allocation	0.0	0.0	0.0	0.0
	Transfers	0.0	0.0	0.0	0.0
<b>Expenditure Categories Total:</b>		0.0	551.6	0.0	551.6
<b>Fund CC2264-A Total:</b>		0.0	551.6	0.0	551.6
<b>Program 10 Total:</b>		592.6	551.6	0.0	551.6

## Program Budget Unit Summary of Expenditures and Budget Request for All Funds

<b>Agency:</b>	Corporation Commission
<b>Program:</b>	Communications

Expenditure Categories	FY 2019 Actual	FY 2020 Expd. Plan	FY 2021 Fund. Issue	FY 2021 Total Request
0000 FTE	4.0	4.0	0.0	4.0
6000 Personal Services	308.9	290.7	0.0	290.7
6100 Employee Related Expenses	100.4	110.7	0.0	110.7
6200 Professional and Outside Services	38.8	25.0	0.0	25.0
6500 Travel In-State	0.4	4.5	0.0	4.5
6600 Travel Out of State	0.0	2.5	0.0	2.5
6700 Food	0.0	0.0	0.0	0.0
6800 Aid to Organizations and Individuals	0.0	0.0	0.0	0.0
7000 Other Operating Expenses	141.5	113.2	0.0	113.2
8000 Equipment	2.6	5.0	0.0	5.0
8100 Capital Outlay	0.0	0.0	0.0	0.0
8600 Debt Service	0.0	0.0	0.0	0.0
9000 Cost Allocation	0.0	0.0	0.0	0.0
9100 Transfers	0.0	0.0	0.0	0.0
<b>Expenditure Categories Total:</b>	592.6	551.6	0.0	551.6
<b>Fund Source</b>				
<b>Appropriated Funds</b>				
CC2172-A Utility Regulation Revolving (Appropriated)	592.6	0.0	0.0	0.0
CC2264-A Securities Regulatory & Enforcement (Appropriate)	0.0	551.6	0.0	551.6
	592.6	551.6	0.0	551.6
<b>Fund Source Total:</b>	592.6	551.6	0.0	551.6

## Program Budget Unit Summary of Expenditures and Budget Request for Selected Funds

<b>Agency:</b> Corporation Commission					
		<b>FY 2019</b>	<b>FY 2020</b>	<b>FY 2021</b>	<b>FY 2021</b>
		<b>Actual</b>	<b>Expd. Plan</b>	<b>Fund. Issue</b>	<b>Total Request</b>
<b>Program:</b> Communications					
<b>Fund:</b> CC2172-A Utility Regulation Revolving					
<b>Appropriated</b>					
0000	FTE	4.0	0.0	0.0	0.0
6000	Personal Services	308.9	0.0	0.0	0.0
6100	Employee Related Expenses	100.4	0.0	0.0	0.0
6200	Professional and Outside Services	38.8	0.0	0.0	0.0
6500	Travel In-State	0.4	0.0	0.0	0.0
6600	Travel Out of State	0.0	0.0	0.0	0.0
6700	Food	0.0	0.0	0.0	0.0
6800	Aid to Organizations and Individuals	0.0	0.0	0.0	0.0
7000	Other Operating Expenses	141.5	0.0	0.0	0.0
8000	Equipment	2.6	0.0	0.0	0.0
8100	Capital Outlay	0.0	0.0	0.0	0.0
8600	Debt Service	0.0	0.0	0.0	0.0
9000	Cost Allocation	0.0	0.0	0.0	0.0
9100	Transfers	0.0	0.0	0.0	0.0
<b>Appropriated Total:</b>		<b>592.6</b>	<b>0.0</b>	<b>0.0</b>	<b>0.0</b>
<b>Fund Total:</b>		<b>592.6</b>	<b>0.0</b>	<b>0.0</b>	<b>0.0</b>
<b>Fund:</b> CC2264-A Securities Regulatory & Enforcement					
<b>Appropriated</b>					
0000	FTE	0.0	4.0	0.0	4.0
6000	Personal Services	0.0	290.7	0.0	290.7
6100	Employee Related Expenses	0.0	110.7	0.0	110.7
6200	Professional and Outside Services	0.0	25.0	0.0	25.0
6500	Travel In-State	0.0	4.5	0.0	4.5
6600	Travel Out of State	0.0	2.5	0.0	2.5
6700	Food	0.0	0.0	0.0	0.0
6800	Aid to Organizations and Individuals	0.0	0.0	0.0	0.0
7000	Other Operating Expenses	0.0	113.2	0.0	113.2
8000	Equipment	0.0	5.0	0.0	5.0
8100	Capital Outlay	0.0	0.0	0.0	0.0

## Program Budget Unit Summary of Expenditures and Budget Request for Selected Funds

<b>Agency:</b>	Corporation Commission				
	<b>FY 2019</b>	<b>FY 2020</b>	<b>FY 2021</b>	<b>FY 2021</b>	
	<b>Actual</b>	<b>Expd. Plan</b>	<b>Fund. Issue</b>	<b>Total Request</b>	
<b>Program:</b>	Communications				
<b>Fund:</b>	CC2264-A Securities Regulatory & Enforcement				
	<b>Appropriated</b>				
8600 Debt Service	0.0	0.0	0.0	0.0	0.0
9000 Cost Allocation	0.0	0.0	0.0	0.0	0.0
9100 Transfers	0.0	0.0	0.0	0.0	0.0
<b>Appropriated Total:</b>	0.0	551.6	0.0	551.6	551.6
<b>Fund Total:</b>	0.0	551.6	0.0	551.6	551.6
<b>Program Total For Selected Funds:</b>	592.6	551.6	0.0	551.6	



## Program Expenditure Schedule

<b>Agency:</b>	<b>Corporation Commission</b>
<b>Program:</b>	<b>Communications</b>

	FY 2019 Actual	FY 2020 Expd. Plan
FTE	4.0	4.0
<b>Expenditure Category Total</b>	<b>4.0</b>	<b>4.0</b>
<b>Appropriated</b>		
CC2172-A Utility Regulation Revolving (Appropriated)	4.0	0.0
CC2264-A Securities Regulatory & Enforcement (Appropriated)	0.0	4.0
<b>Fund Source Total</b>	<b>4.0</b>	<b>4.0</b>
<hr/>		
Personal Services	308.9	290.7
Boards and Commissions	0.0	0.0
<b>Expenditure Category Total</b>	<b>308.9</b>	<b>290.7</b>
<b>Appropriated</b>		
CC2172-A Utility Regulation Revolving (Appropriated)	308.9	0.0
CC2264-A Securities Regulatory & Enforcement (Appropriated)	0.0	290.7
<b>Fund Source Total</b>	<b>308.9</b>	<b>290.7</b>
<hr/>		
Employee Related Expenses	100.4	110.7
<b>Expenditure Category Total</b>	<b>100.4</b>	<b>110.7</b>
<b>Appropriated</b>		
CC2172-A Utility Regulation Revolving (Appropriated)	100.4	0.0
CC2264-A Securities Regulatory & Enforcement (Appropriated)	0.0	110.7
<b>Fund Source Total</b>	<b>100.4</b>	<b>110.7</b>
<hr/>		
Professional and Outside Services		25.0
External Prof/Outside Serv Budg And Appn	0.0	
External Investment Services	0.0	
Other External Financial Services	0.0	
Attorney General Legal Services	0.0	
External Legal Services	38.8	
External Engineer/Architect Cost - Exp	0.0	
External Engineer/Architect Cost- Cap	0.0	
Other Design	0.0	
Temporary Agency Services	0.0	
Hospital Services	0.0	
Other Medical Services	0.0	
Institutional Care	0.0	
Education And Training	0.0	
Vendor Travel	0.0	
Professional & Outside Services Excluded from Cost Alloca	0.0	
Vendor Travel - Non Reportable	0.0	
External Telecom Consulting Services	0.0	
Costs related to those in custody of the State	0.0	
Non - Confidential Specialist Fees	0.0	
Confidential Specialist Fees	0.0	
Outside Actuarial Costs	0.0	
Other Professional And Outside Services	0.0	

## Program Expenditure Schedule

<b>Agency:</b>	<b>Corporation Commission</b>
<b>Program:</b>	<b>Communications</b>

	FY 2019 Actual	FY 2020 Expd. Plan
<b>Expenditure Category Total</b>	<b>38.8</b>	<b>25.0</b>
<b>Appropriated</b>		
CC2172-A Utility Regulation Revolving (Appropriated)	38.8	0.0
CC2264-A Securities Regulatory & Enforcement (Appropriated)	0.0	25.0
	<b>38.8</b>	<b>25.0</b>
<b>Fund Source Total</b>	<b>38.8</b>	<b>25.0</b>
<hr/>		
Travel In-State	0.4	4.5
<b>Expenditure Category Total</b>	<b>0.4</b>	<b>4.5</b>
<b>Appropriated</b>		
CC2172-A Utility Regulation Revolving (Appropriated)	0.4	0.0
CC2264-A Securities Regulatory & Enforcement (Appropriated)	0.0	4.5
	<b>0.4</b>	<b>4.5</b>
<b>Fund Source Total</b>	<b>0.4</b>	<b>4.5</b>
<hr/>		
Travel Out of State	0.0	2.5
<b>Expenditure Category Total</b>	<b>0.0</b>	<b>2.5</b>
<b>Appropriated</b>		
CC2264-A Securities Regulatory & Enforcement (Appropriated)	0.0	2.5
	<b>0.0</b>	<b>2.5</b>
<b>Fund Source Total</b>	<b>0.0</b>	<b>2.5</b>
<hr/>		
Food	0.0	0.0
<b>Expenditure Category Total</b>	<b>0.0</b>	<b>0.0</b>
<hr/>		
Aid to Organizations and Individuals	0.0	0.0
<b>Expenditure Category Total</b>	<b>0.0</b>	<b>0.0</b>
<hr/>		
Other Operating Expenses		113.2
Other Operating Expenditures Budg Approp	0.0	
Other Operating Expenditures Excluded from Cost Allocati	0.0	
Risk Management Charges To State Agency	2.6	
Risk Management Deductible - Indemnity	0.0	
Risk Management Deductible - Legal	0.0	
Risk Management Deductible - Medical	0.0	
Risk Management Deductible - Other	0.0	
Gen Liab- Non Physical-Taxable- Self Ins	0.0	
Gross Proceeds Payments To Attorneys	0.0	
General Liability- Non-Taxable- Self Ins	0.0	
Medical Malpractice - Self-Insured	0.0	
Automobile Liability - Self Insured	0.0	
General Property Damage - Self- Insured	0.0	
Automobile Physical Damage-Self Insured	0.0	
Liability Insurance Premiums	0.0	
Property Insurance Premiums	0.0	
Workers Compensation Benefit Payments	0.0	
Self Insurance - Administrative Fees	0.0	
Self Insurance - Premiums	0.0	
Self Insurance - Claim Payments	0.0	

## Program Expenditure Schedule

<b>Agency:</b>	<b>Corporation Commission</b>
<b>Program:</b>	<b>Communications</b>

	FY 2019 Actual	FY 2020 Expd. Plan
Self Insurance - Pharmacy Claims	0.0	
Premium Tax On Altcs	0.0	
Other Insurance-Related Charges	0.0	
Internal Service Data Processing	0.0	
Internal Service Data Proc- Pc/Lan	0.0	
External Programming-Mainframe/Legacy	6.4	
External Programming- Pc/Lan/Serv/Web	0.0	
External Data Entry	0.0	
Othr External Data Proc-Mainframe/Legacy	0.0	
Othr External Data Proc-Pc/Lan/Serv/Web	0.0	
Pmt for AFIS Development & Usage	0.5	
Internal Service Telecommunications	0.0	
External Telecom Long Distance-In-State	51.0	
External Telecom Long Distance-Out-State	0.0	
Other External Telecommunication Service	0.0	
Electricity	0.0	
Sanitation Waste Disposal	0.0	
Water	0.0	
Gas And Fuel Oil For Buildings	0.0	
Other Utilities	0.0	
Building Rent Charges To State Agencies	27.8	
Priv Lease To Own Bld Rent Chrgs To Agy	0.0	
Cert Of Part Bld Rent Chrgs To Agy	0.0	
Rental Of Land And Buildings	0.0	
Rental Of Computer Equipment	0.0	
Rental Of Other Machinery And Equipment	0.0	
Miscellaneous Rent	0.0	
Interest On Overdue Payments	0.0	
All Other Interest Payments	0.0	
Internal Acct/Budg/Financial Svcs	0.0	
Other Internal Services	0.0	
Repair And Maintenance - Buildings	0.0	
Repair And Maintenance - Vehicles	0.0	
Repair And Maint - Mainframe And Legacy	0.0	
Repair And Maint-Pc/Lan/Serv/Web	0.0	
Repair And Maintenance - Other Equipment	29.5	
Other Repair And Maintenance	0.0	
Software Support And Maintenance	0.2	
Uniforms	0.0	
Inmate Clothing	0.0	
Security Supplies	0.0	
Office Supplies	1.4	
Computer Supplies	2.0	
Housekeeping Supplies	0.0	
Bedding And Bath Supplies	0.0	
Drugs And Medicine Supplies	0.0	
Medical Supplies	0.0	
Dental Supplies	0.0	
Automotive And Transportation Fuels	0.0	
Automotive Lubricants And Supplies	0.0	
Rpr And Maint Supplies-Not Auto Or Build	0.0	

## Program Expenditure Schedule

<b>Agency:</b>	<b>Corporation Commission</b>
<b>Program:</b>	<b>Communications</b>

	FY 2019 Actual	FY 2020 Expd. Plan
Repair And Maintenance Supplies-Building	0.0	
Other Operating Supplies	10.1	
Publications	0.0	
Aggregate Withheld Or Paid Commissions	0.0	
Lottery Prizes	0.0	
Lottery Distribution Costs	0.0	
Material for Further Processing	0.0	
Other Resale Supplies	0.0	
Loss On Sales Of Capital Assets	0.0	
Loss on Sales of Investments	0.0	
Employee Tuition Reimbursement-Graduate	0.0	
Employee Tuition Reimb Under-Grad/Other	0.0	
Conference Registration-Attendance Fees	0.3	
Other Education And Training Costs	0.0	
Advertising	0.0	
Sponsorships	0.0	
Internal Printing	0.0	
External Printing	0.0	
Photography	0.4	
Postage And Delivery	0.0	
Document shredding and Destruction Services	0.0	
Translation and Sign Language Services	0.0	
Distribution To State Universities	0.0	
Other Intrastate Distributions	0.0	
Awards	0.0	
Entertainment And Promotional Items	0.0	
Dues	0.0	
Books- Subscriptions And Publications	6.9	
Costs For Digital Image Or Microfilm	0.0	
Revolving Fund Advances	0.0	
Credit Card Fees Over Approved Limit	0.0	
Relief Bill Expenditures	0.0	
Surplus Property Distr To State Agencies	0.0	
Security Services	2.4	
Judgments - Damages	0.0	
ICA Payments to Claimants Confidential	0.0	
Jdgmnt-Confidential Restitution To Indiv	0.0	
Judgments - Non-Confidential Restitution	0.0	
Judgments - Punitive And Compensatory	0.0	
Pmts Made to Resolve/Disputes/Avoid Costs of Litigation	0.0	
Pmts For Contracted State Inmate Labor	0.0	
Payments To State Inmates	0.0	
Bad Debt Expense	0.0	
Interview Expense	0.0	
Employee Relocations-Nontaxable	0.0	
Employee Relocations-Taxable	0.0	
Non-Confidential Invest/Legal/Law Enf	0.0	
Conf/Sensitive Invest/Legal/Undercover	0.0	
Fingerprinting, Background Checks, Etc.	0.0	
Other Miscellaneous Operating	0.0	

## Program Expenditure Schedule

<b>Agency:</b>	<b>Corporation Commission</b>
<b>Program:</b>	<b>Communications</b>

	<u>FY 2019 Actual</u>	<u>FY 2020 Expd. Plan</u>
<b>Expenditure Category Total</b>	<b>141.5</b>	<b>113.2</b>
<b>Appropriated</b>		
CC2172-A Utility Regulation Revolving (Appropriated)	141.5	0.0
CC2264-A Securities Regulatory & Enforcement (Appropriated)	0.0	113.2
	<u>141.5</u>	<u>113.2</u>
<b>Fund Source Total</b>	<b>141.5</b>	<b>113.2</b>
<hr/>		
Current Year Expenditures		5.0
Capital Equipment Budget And Approp	0.0	
Vehicles Capital Purchase	0.0	
Vehicles Capital Leases	0.0	
Furniture Capital Purchase	0.0	
Depreciable Works Of Art & Hist Treas/Coll Capital Purcha	0.0	
Non Depr Works Of Art & Hist Treas/Coll Cap Purchase	0.0	
Furniture Capital Leases	0.0	
Computer Equipment Capital Purchase	0.0	
Computer Equipment Capital Lease	0.0	
Telecommunication Equip-Capital Purchase	0.0	
Telecommunication Equip-Capital Lease	0.0	
Other Equipment Capital Purchase	0.0	
Other Equipment Capital Leases	0.0	
Purchased Or Licensed Software-Website	0.0	
Internally Generated Software-Website	0.0	
Development in Progress	0.0	
Right-Of-Way/Easement/Extraction Rights	0.0	
Oth Int Assets purchased, licensed or internally generate	0.0	
Other intangible assets acquired by capital lease	0.0	
Other Capital Asset Purchases	0.0	
Leasehold Improvement-Capital Purchase	0.0	
Other Capital Asset Leases	0.0	
Non-Capital Equip Budget And Approp	0.0	
Vehicles Non-Capital Purchase	0.0	
Vehicles Non-Capital Leases	0.0	
Furniture Non-Capital Purchase	2.2	
Works Of Art And Hist Treas-Non Capital	0.0	
Furniture Non-Capital Leases	0.0	
Computer Equipment Non-Capital Purchase	0.4	
Computer Equipment Non-Capital Lease	0.0	
Telecomm Equip Non-Capital Purchase	0.0	
Telecomm Equip Non-Capital Leases	0.0	
Other Equipment Non-Capital Purchase	0.0	
Weapons Non-Capital Purchase	0.0	
Other Equipment Non-Capital Lease	0.0	
Purchased Or Licensed Software/Website	0.0	
Internally Generated Software/Website	0.0	
LICENSES AND PERMITS	0.0	
Right-Of-Way/Easement/Extraction Exp	0.0	
Other Intangible Assets - Purchased, Licensed or Internall	0.0	
Noncapital Software/Web By Capital Lease	0.0	
Other Intangible Assets Acquired by Capital Lease	0.0	
Other Long Lived Tangible Assets to be Expenses	0.0	

## Program Expenditure Schedule

<b>Agency:</b>	<b>Corporation Commission</b>
<b>Program:</b>	<b>Communications</b>

	FY 2019 Actual	FY 2020 Expd. Plan
Non-Capital Equipment Excluded from Cost Allocation	0.0	0.0
<b>Expenditure Category Total</b>	<b>2.6</b>	<b>5.0</b>
<b>Appropriated</b>		
CC2172-A Utility Regulation Revolving (Appropriated)	2.6	0.0
CC2264-A Securities Regulatory & Enforcement (Appropriated)	0.0	5.0
<b>Fund Source Total</b>	<b>2.6</b>	<b>5.0</b>
<hr/>		
Capital Outlay	0.0	0.0
<b>Expenditure Category Total</b>	<b>0.0</b>	<b>0.0</b>
<hr/>		
Debt Service	0.0	0.0
<b>Expenditure Category Total</b>	<b>0.0</b>	<b>0.0</b>
<hr/>		
Cost Allocation	0.0	0.0
<b>Expenditure Category Total</b>	<b>0.0</b>	<b>0.0</b>
<hr/>		
Transfers	0.0	0.0
<b>Expenditure Category Total</b>	<b>0.0</b>	<b>0.0</b>

<b>Employee Retirement Coverage</b>			
Retirement System	FTE	Personal Services	Fund#
Arizona State Retirement System	4.0	290.7	CC2264-A

<b>Combined Regular &amp; Elected Positions At/Above FICA Maximum of \$128,400</b>		
Total FTE	Personal Services	FTE's not eligible for Health, Dental & Life
0.0	0.0	0.0

# Administrative Costs

Agency: Corporation Commission

## Administrative Costs Summary

Common Administrative Area	FY 2021
Personal Services	1,352.0
ERE	676.0
All Other	1,150.0
<b>Administrative Costs Total:</b>	<b>3,178.0</b>

## Administrative Cost / Total Expenditure Ratio

	Request	Admin %
FY 2021	33,261.8	9.6%

## Transmittal Statement

Corporation Commission

Governor Ducey:

This and the accompanying schedules constitute the Statement of Federal Funds for this agency for Fiscal Year 2021.

To the best of my knowledge all statements and explanations submitted are true and correct

Agency Head Signature



Grant Name

	2019 Expenditures	2020 Expenditures	2021 Expenditures
Pipeline Safety Program State Base Grant	588.5	1,889.1	1,889.1



## Listing of All Federal Funds by Grant

Agency: CCA Corporation Commission

---

**Title:** Pipeline Safety Program State Base Grant

**AFIS Grant No:** 000001      **CFDA:** 20.700      **Grantor:** PIPELINE AND HAZARDOUS MATERIALS SAFE

**Periodic:** Periodic Renewal      **Start Date:**      **End Date:**

**Type of Grant:**      **If Other, Explain:** USDOT- Pipeline Safety Office distribution to participating state programs, based on % of prior year allowed expenditures, and available funds in the federal budget.      **Administrative costs are permitted to be paid using this federal money:**

**Fed. % or \$ Cap:** 0      **Source of Match:** N/A

**AFIS fund number where the grant is maintained:** 2000

**Is this American Recovery and Reinvestment Act money (Stimulus)?** No

**Description:** To develop, support and maintain inspection and enforcement activities for State gas and hazardous liquid pipeline safety programs.

---

## Federal Funds' Sources & Uses Summary Of All Federal Funds Grants

Agency: CCA Corporation Commission

	FY 2019 Actual	FY 2020 Estimate	FY 2021 Estimate
FTE Positions	15.0	19.0	19.0
<b>Beginning Balance</b>	<b>4,258.2</b>	<b>5,111.2</b>	<b>4,757.1</b>
<b>Revenues</b>			
New Federal Revenue	1,441.5	1,535.0	1,535.0
Pass Through Funds (From other state agencies)	0.0	0.0	0.0
Transfers and Other Funds (In)	0.0	0.0	0.0
<b>Total Revenue</b>	<b>1,441.5</b>	<b>1,535.0</b>	<b>1,535.0</b>
<b>Expenditures</b>			
Personal Services	72.4	1,112.0	1,112.0
Employee Related Expenses	27.9	411.4	411.4
Professional and Outside Services	3.2	6.5	6.5
Travel In-State	125.1	125.0	125.0
Travel Out-of-State	52.0	55.0	55.0
Food	0.0	0.0	0.0
Pass-Through Funds (To Other State Agencies)	0.0	0.0	0.0
Pass-Through Funds (To Non-State Agencies)	0.0	0.0	0.0
Aid to Individuals	0.0	0.0	0.0
Other Operating Expenditures	306.7	179.2	179.2
Land Acquisition and Captial Projects	0.0	0.0	0.0
Capital and Non Capital Equipment	0.0	0.0	0.0
Cost Allocation / Indirect Costs	0.0	0.0	0.0
Transfers and Refunds (Out)	1.2	0.0	0.0
<b>Total Expenditures</b>	<b>588.5</b>	<b>1,889.1</b>	<b>1,889.1</b>
<b>Ending Balance</b>	<b>5,111.2</b>	<b>4,757.1</b>	<b>4,403.0</b>

## Sources & Uses Details of All Grants

<b>Agency:</b> CCA Corporation Commission
<b>Grant Title:</b> Pipeline Safety Program State Base Grant
<b>AFIS Grant # :</b> 000001

CFDA: 20.700

	FY 2019 Actual	FY 2020 Estimate	FY 2021 Estimate
FTE Positions	15.0	19.0	19.0
<b>Beginning Balance</b>	<b>4,258.2</b>	<b>5,111.2</b>	<b>4,757.1</b>
<b>Revenues</b>			
New Federal Revenue	1,441.5	1,535.0	1,535.0
Pass Through Funds (From other state agencies)	0.0	0.0	0.0
Transfers and Other Funds (In)	0.0	0.0	0.0
<b>Total Revenue</b>	<b>1,441.5</b>	<b>1,535.0</b>	<b>1,535.0</b>
<b>Expenditures</b>			
Personal Services	72.4	1,112.0	1,112.0
Employee Related Expenses	27.9	411.4	411.4
Professional and Outside Services	3.2	6.5	6.5
Travel In-State	125.1	125.0	125.0
Travel Out-of-State	52.0	55.0	55.0
Food	0.0	0.0	0.0
Pass-Through Funds (To Other State Agencies)	0.0	0.0	0.0
Pass-Through Funds (To Non-State Agencies)	0.0	0.0	0.0
Aid to Individuals	0.0	0.0	0.0
Other Operating Expenditures	306.7	179.2	179.2
Land Acquisition and Captial Projects	0.0	0.0	0.0
Capital and Non Capital Equipment	0.0	0.0	0.0
Cost Allocation / Indirect Costs	0.0	0.0	0.0
Transfers and Refunds (Out)	1.2	0.0	0.0
<b>Total Expenditures</b>	<b>588.5</b>	<b>1,889.1</b>	<b>1,889.1</b>
<b>Ending Balance</b>	<b>5,111.2</b>	<b>4,757.1</b>	<b>4,403.0</b>

## Listing of Performance Measures of All Grants

**Agency:** CCA Corporation Commission

**Title:** Pipeline Safety Program State Base Grant

**AFIS Grant No:** 000001      **CFDA:** 20.700

**Grantor:** PIPELINE AND HAZARDOUS MATERIALS SAFETY

**Periodic:** Periodic Renewal

**Start Date:**

**End Date:**

**Type of Grant:**

**If Other, Explain:** USDOT- Pipeline Safety Office distribution to participating state programs, based on % of prior year allowed expenditures, and available funds in the federal budget.

**Administrative costs are permitted to be paid using this federal money:**

**Fed. % or \$ Cap:** 0

**Source of Match:** N/A



**AFIS fund number where the grant is maintained:** 2000

**Is this American Recovery and Reinvestment Act money (Stimulus)?** No

**Description:** To develop, support and maintain inspection and enforcement activities for State gas and hazardous liquid pipeline safety programs.

**Performance Measure:** Total intrastate inspections

FY 2018	FY 2019	FY 2020	FY 2021
160	253	250	260

**Performance Measure Description:**

The number of pipeline inspections conducted within Arizona.

**Performance Measure:** Total master meter inspections

FY 2018	FY 2019	FY 2020	FY 2021
1427	1790	1600	1650

**Performance Measure Description:**

The number of inspections of master meters.

**Performance Measure:** Investigated incidents

FY 2018	FY 2019	FY 2020	FY 2021
314	358	250	250

**Performance Measure Description:**

The number of pipeline safety incidents investigated.

**Performance Measure:** Master meter training classes held/persons attending

FY 2018	FY 2019	FY 2020	FY 2021
22/209	14/181	15/200	20/300

**Performance Measure Description:**

The number of master meter training classes held and the number of persons attending those training classes.